



PUNJAB INFORMATION TECHNOLOGY BOARD DISEASE SURVEILLANCE SYSTEM

WEEKLY SITREP

FOCUSING PERTUSSIS

Epidemiological Week No.2 (10th Jan, 2016 to 16th Jan, 2016)

09 Measles (Suspected)

- 3 Multan 2 Sargodha
- 1 Attock 1 Sialkot
- 1 Lahore
- 1 Toba Tek Singh

09 Acute Flaccid Paralysis

- 7 Lahore 1 Layyah
- 1 Sahiwal

05 Diphtheria (Suspected)

- 3 Faisalabad 2 Lahore

05 Neonatal Tetanus (Suspected)

- 3 Lahore 2 Multan

02 Pertussis (Suspected)

- 2 Lahore

Patrons in Chief:

Khawaja Salman Rafique (Advisor to CM Punjab on Health)
Chairman, PITB | Secretary Specialized Healthcare and
Medical Education Department

Patrons:

Dr. Salman Shahid (AS Technical)
Faisal Yousaf (D.G IT Operations)
Rizwan Rashid (D.G IT) | Dr. Amjad Shahzad (DGHS Punjab)

Editors:


Prof. Maaz Ahmad | Prof. Waseem Akram
Dr. Somia Iqtadar | Dr. Jamshaid Ahmad
Saflain Hajder | Dr. Anjum Razzaq
Dr. Nasir Shakir (DS-ME&M)

Sub Editors:

Arsalan Manzoor | Sundas Kouser | Moeen Akhter

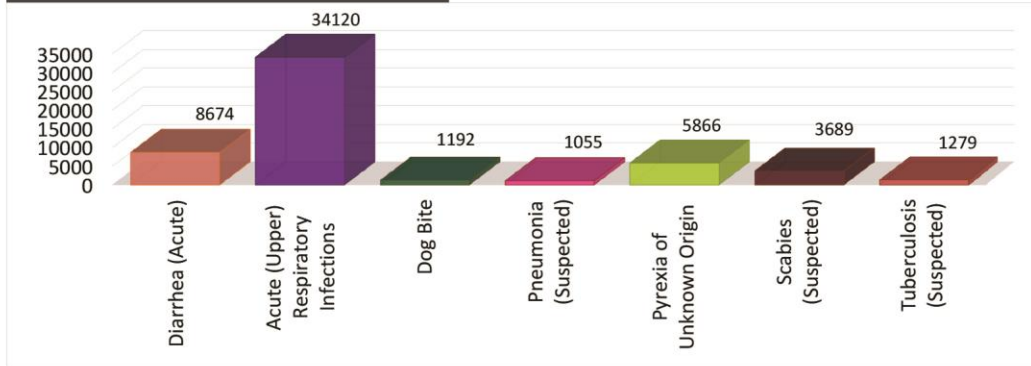
Designer:

Nida Fatima

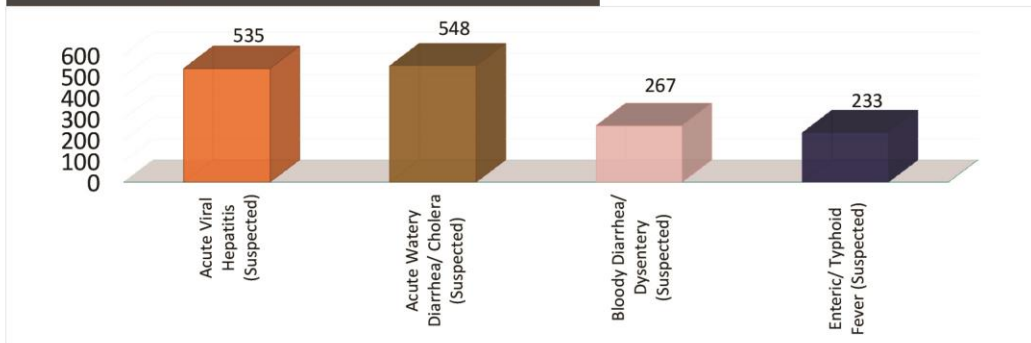


COMMUNICABLE DISEASE SITUATION - PUNJAB (WEEK 2, 2016)

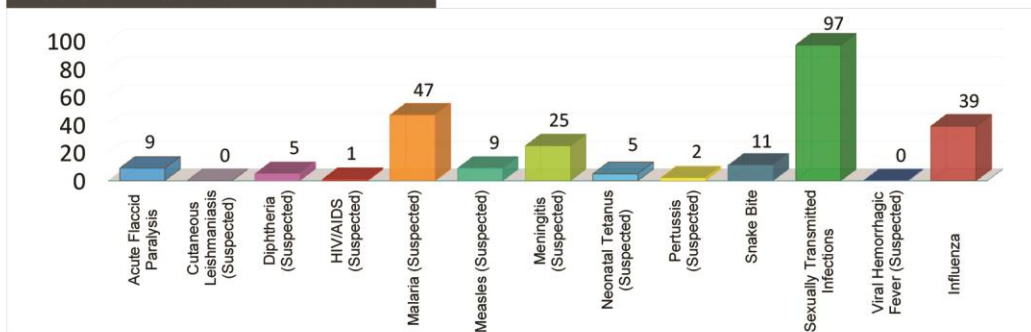
Diseases with number of cases >1000



Diseases with number of cases between 100 & 1000



Diseases with number of cases < 100



Acute Diarrhea: Cases which do not fit in the definition of Dysentery or Acute Watery Diarrhea

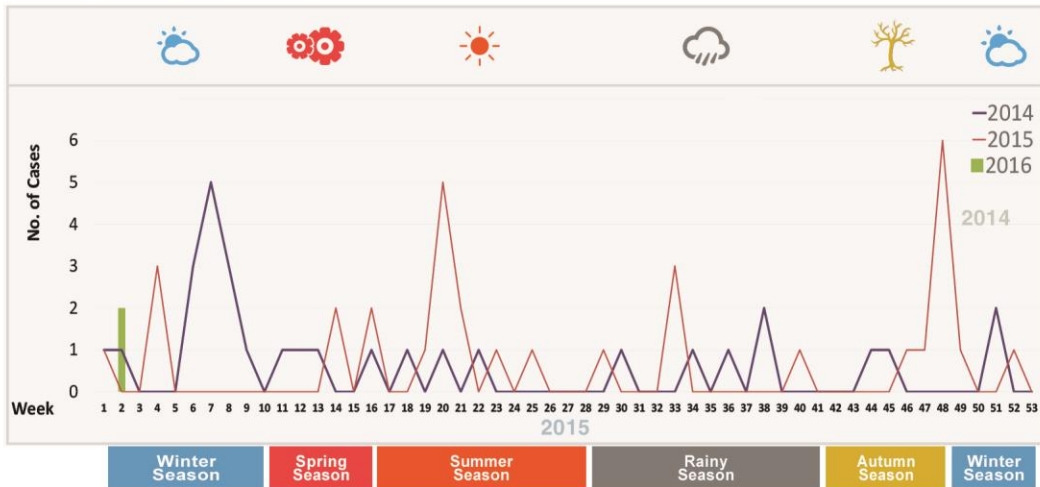
* Data as reported from THQ, DHQ & Teaching Hospitals of Punjab

FOCUSING PERTUSSIS
(WEEK 1 TO WEEK 2, 2016)
TOTAL ENTRIES = 2

CASE DEFINITION

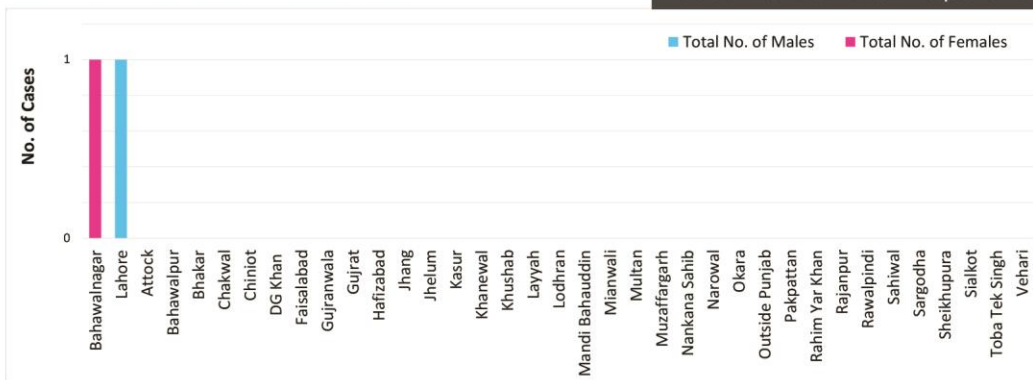
Suspected case: A person with a cough lasting at least 2 weeks with one of the following:
Paroxysms i.e. bouts of coughing; or Inspiratory "whoop" or Post-tussive vomiting (i.e. vomiting immediately after coughing) and without other apparent cause.
Or
A case diagnosed as pertussis by a physician.

WEEK WISE DISTRIBUTION



DISTRICT WISE DISTRIBUTION

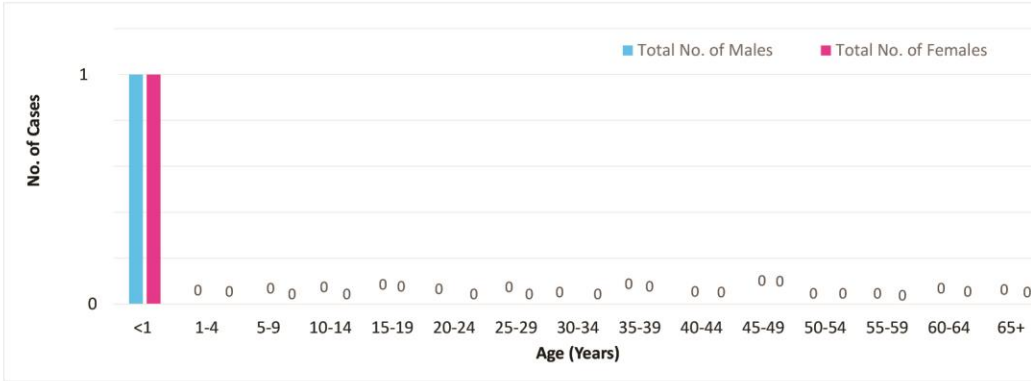
Residential district of the patients



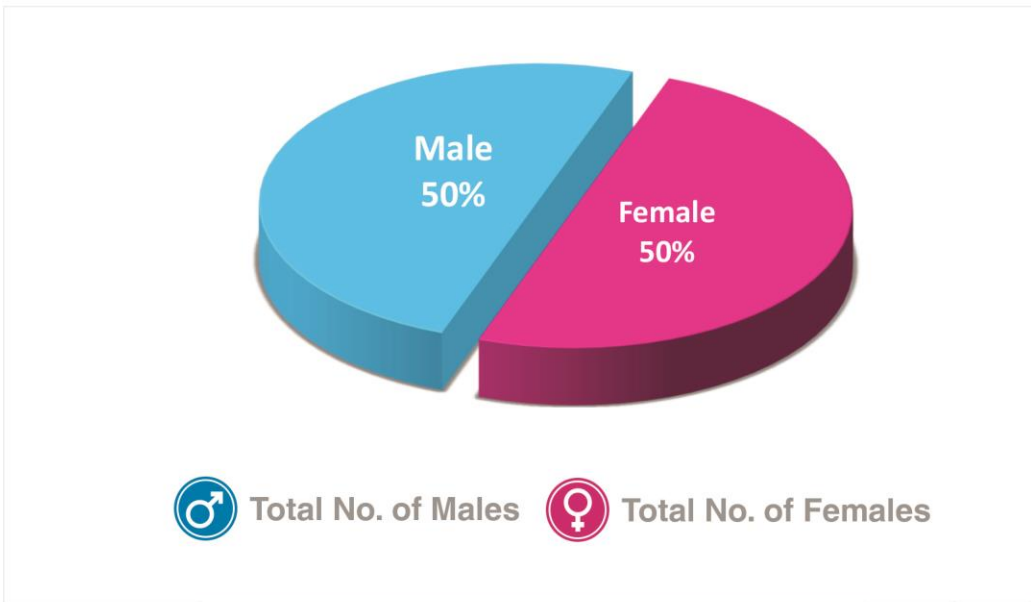
* Data as reported from THQ, DHQ & Teaching Hospitals of Punjab

FOCUSING PERTUSSIS
 (WEEK 1 TO WEEK 2, 2016)
 TOTAL ENTRIES = 2

AGE WISE DISTRIBUTION



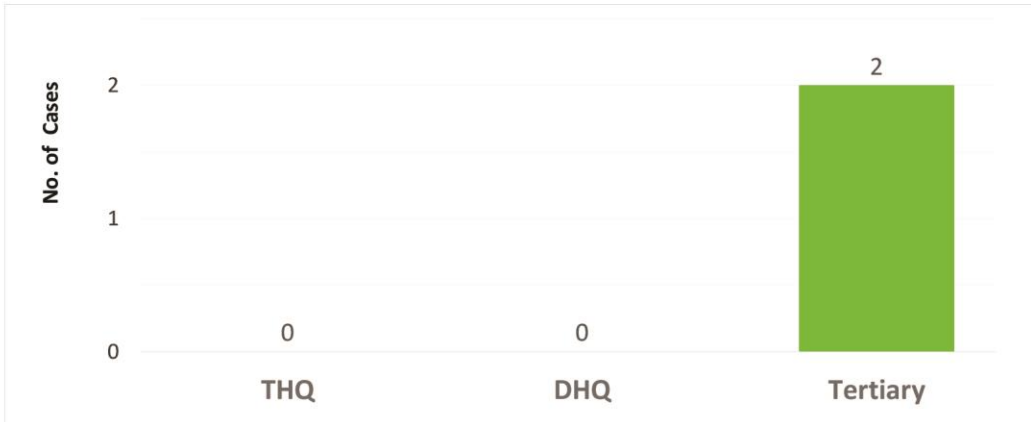
GENDER WISE DISTRIBUTION



* Data as reported from THQ, DHQ & Teaching Hospitals of Punjab

FOCUSING PERTUSSIS
(WEEK 1 TO WEEK 2, 2016)
TOTAL ENTRIES = 2


CASES REPORTED FROM VARIOUS TYPES OF HEALTH FACILITIES



LEGEND

● Acute Flaccid Paralysis (AFP)	● Diphtheria (Suspected) (Diph)	
● Acute (Upper) Respiratory infections (ARI)	● Dog Bite (DB)	
● Acute Viral Hepatitis (Suspected) (AVH)	● Enteric /Typhoid Fever (Suspected) (TF)	
● Acute Watery Diarrhea/Cholera (Suspected) (AWD)	● HIV/AIDS (Suspected) (HIV/AIDS)	
● Tuberculosis (Suspected) (TB)	● Malaria (Suspected) (Mal)	
● Bloody Diarrhea/Dysentery (Suspected) (BD)	● Measles (Suspected) (Meas)	
● Pyrexia of Unknown Origin (PUO)	● Cutaneous Leishmaniasis (Suspected) (CL)	
● Scabies (Suspected) (Scb)	● Diarrhoea (Acute) (AD)	
● Sexually Transmitted Infections (STIs)	● Meningitis (Suspected) (Men)	
● Snake Bite (with signs/ symptoms of poisoning) (SB)	● Neonatal Tetanus (Suspected) (NNT)	
● Viral Hemorrhagic Fever (Suspected) (VHF)	● Pertussis (Suspected) (Pert)	
● Pneumonia (Suspected) (Pneuo)		
H Tehsil Head Quarter THQ	H Rural Health Center RHC	H Teaching Hospital Tertiary
H District Head Quarter DHQ	H Basic Health Unit BHU	H Executive District Officer Health EDO(H)

* Data as reported from THQ, DHQ & Teaching Hospitals of Punjab




FOCUSING PERTUSSIS
 (WEEK 1 TO WEEK 2, 2016)
 TOTAL ENTRIES = 2

EPIDEMIOLOGICAL MAP



Coordinates of 2(100 %) cases are entered in the database

TOP REPORTING HOSPITALS



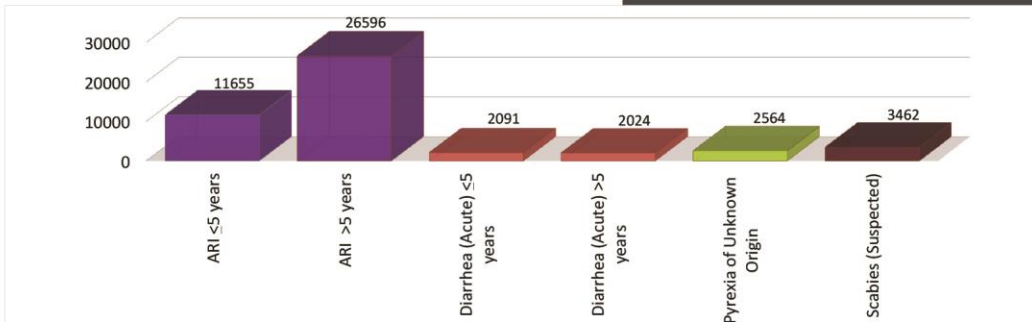
* Data as reported from THQ, DHQ & Teaching Hospitals of Punjab

Focusing Disease Wheel
(Week 2, 2016)
TOTAL CASES = 50712

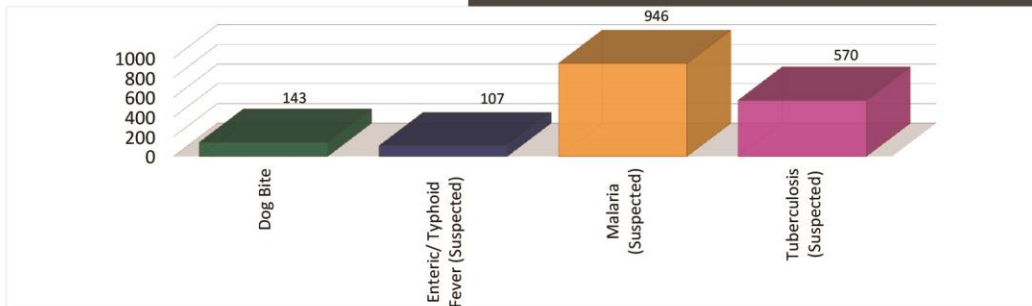


DISEASE WISE DISTRIBUTION

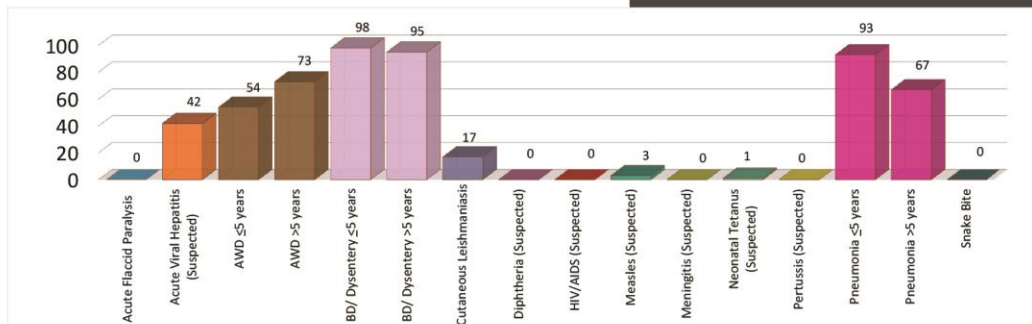
Diseases with number of cases >1000



Diseases with number of cases between 100 & 1000



Diseases with number of cases < 100



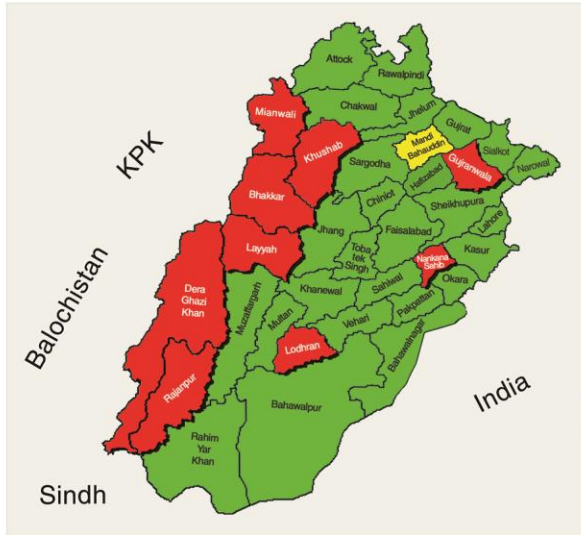
Acute Diarrhea: Cases which do not fit in the definition of Dysentery or Acute Watery Diarrhea

* Data as reported using disease wheel

Focusing Disease Wheel
(Week 2, 2016)
TOTAL CASES = 50712



DISTRICT WISE SMS RESPONSE

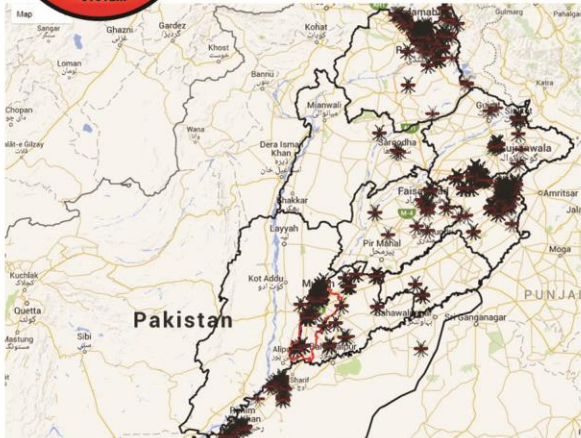


- No response
- Response on less than 4 days of the week
- Response on 4 or more days of the week

EDO's(H) of the districts with response on less than 4 days of the week (colored red and yellow) must ensure consistent reporting.



Focusing Dengue
(Week 2, 2016)



Smart phone based dengue surveillance continues in **week 2, 2016**. Rawalpindi, Jhelum, Chakwal, Gujranwala, Kasur, Hafizabad, Sialkot, Sargodha, Mianwali, Sahiwal, Okara, Multan, DG Khan, Muzaffargarh, Bahawalpur, Rajanpur and Rahim Yar Khan have carried out anti-dengue activities as per SOPs of Government.

Altogether **60156** activities have been performed in **week 2, 2016**.

TOTAL ACTIVITIES: 60156