

DISEASE SURVEILLANCE SYSTEM

Epidemiological Week No.41 (4th October, 2015 to 10th October, 2015)



FOCUSING TUBERCULOSIS

Patrons in Chief

Khawaja Salman Rafique (Advisor to CM Punjab on Health)
Chairman, PITB
Secretary Health Government of Punjab

Patrons

Dr. Salman Shahid (AS Technical)
Faisal Yousaf (D.G IT Operations)
Rizwan Rashid (D.G IT)
Dr. Zahid Pervaiz (DGHS Punjab)

Editors

Prof. Maaz Ahmad
Prof. Waseem Akram
Dr. Somia Iqtadar
Dr. Jamshaid Ahmad
Safain Haider | Dr. Anjum Razzaq
Dr. Nasir Shakir (DS-ME&M)

Sub Editors

Arsalan Manzoor
Sundas Kouser

Designer

Nida Fatima

ACUTE FLACCID PARALYSIS 25

Mianwali 18
Vehari 2
Nankana Sahib 1
Khanewal 1
Faisalabad 1
Okara 1 Layyah 1

MENINGITIS 13

(Suspected)
Layyah 7
Bahawalpur 3
Rawalpindi 2
Mianwali 1

NEONATAL TETANUS 05

(Suspected)
Mianwali 4
Toba Tek Singh 1

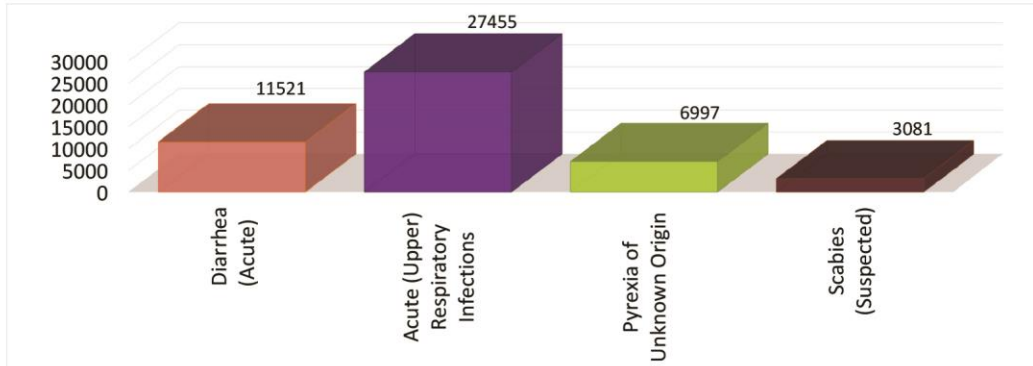
DIPHTHERIA 03

(Suspected)
Lahore 3

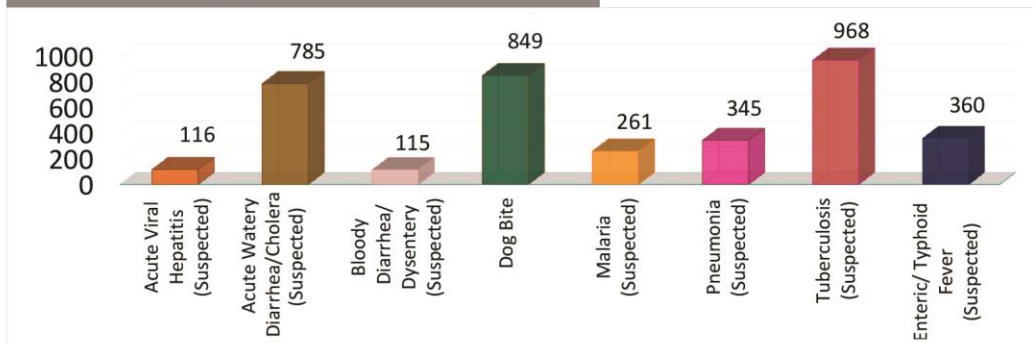


COMMUNICABLE DISEASE SITUATION - PUNJAB (WEEK 41)

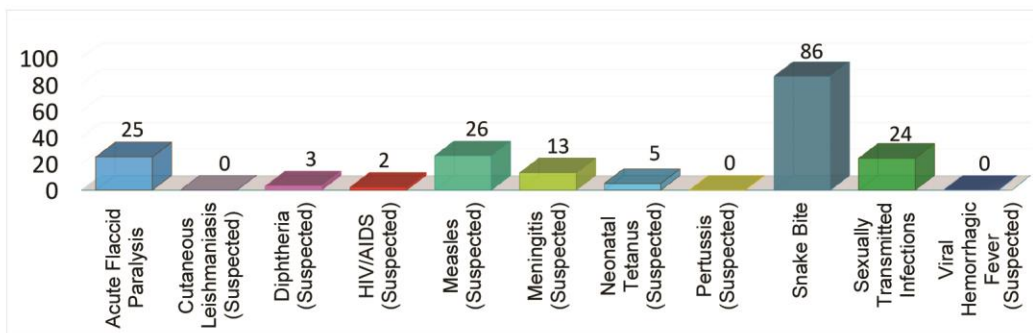
Diseases with number of cases >1000



Diseases with number of cases between 100 to 1000



Diseases with number of cases < 100



Acute Diarrhea: Cases which do not fit in the definition of Dysentery or Acute Watery Diarrhea

* Data as reported from THQ, DHQ & Teaching Hospitals of Punjab

DISEASE SURVEILLANCE SYSTEM

Epidemiological Week No.41 (4th October, 2015 to 10th October, 2015)

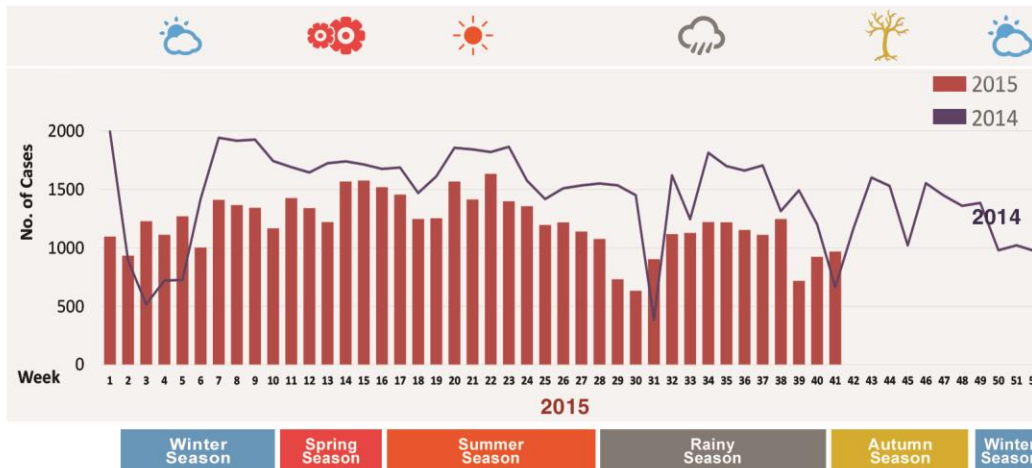
WEEKLY SITREP

FOCUSING TUBERCULOSIS (SUSPECTED)
(WEEK 1 TO WEEK 41, 2015)
TOTAL ENTRIES = 49567

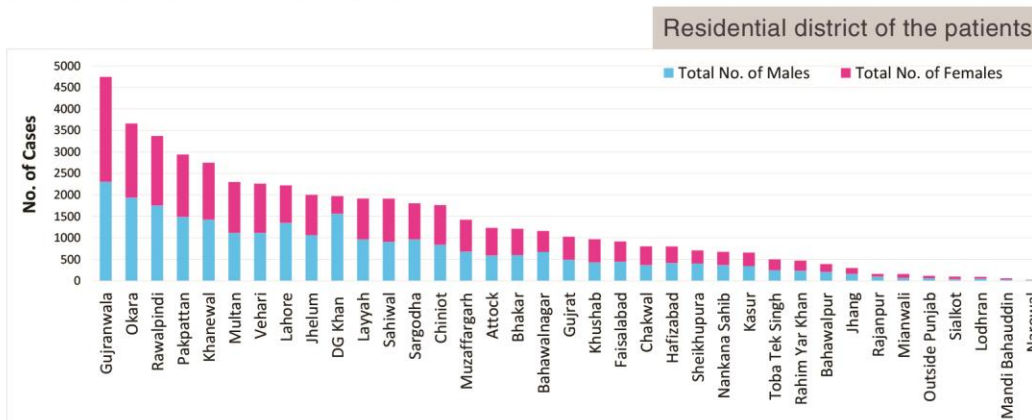
CASE DEFINITION

Suspected Case of Tuberculosis: Any person who presents with symptoms or signs suggestive of Pulmonary Tuberculosis, in particular cough of long duration. Symptoms may also include hemoptysis, chest pain, breathlessness, fever/night sweats, tiredness, loss of appetite and significant weight loss.

WEEK WISE DISTRIBUTION



DISTRICT WISE DISTRIBUTION

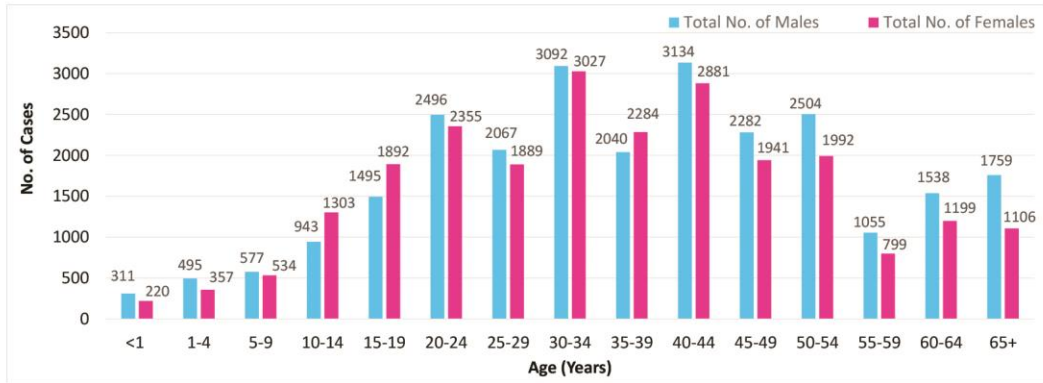


* Data as reported from THQ, DHQ & Teaching Hospitals of Punjab

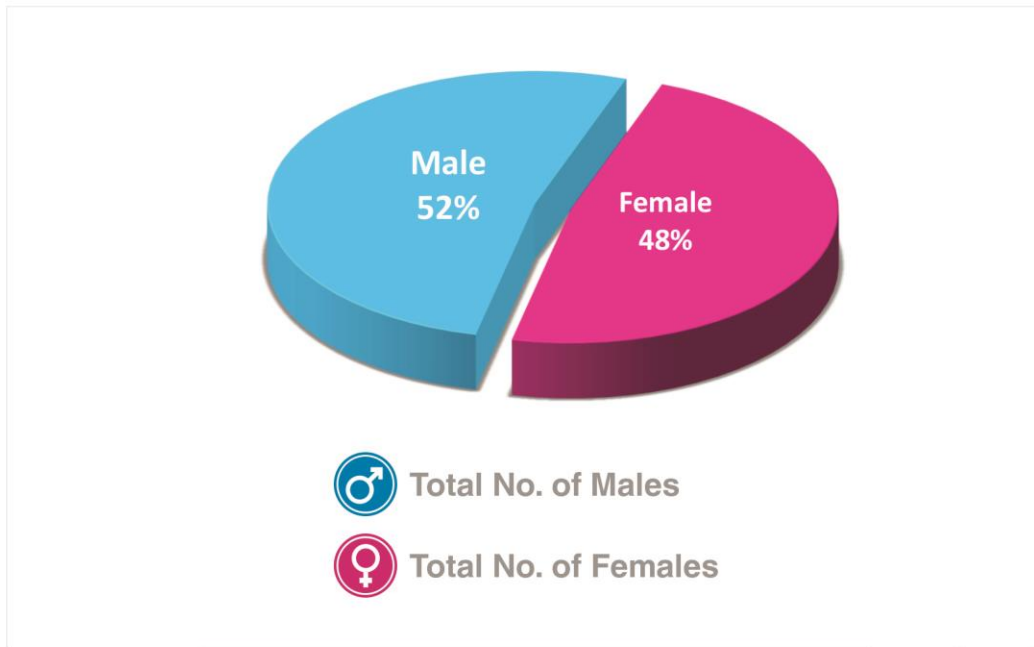
3/8

FOCUSING TUBERCULOSIS (SUSPECTED)
 (WEEK 1 TO WEEK 41, 2015)
 TOTAL ENTRIES = 49567

AGE WISE DISTRIBUTION



GENDER WISE DISTRIBUTION



* Data as reported from THQ, DHQ & Teaching Hospitals of Punjab

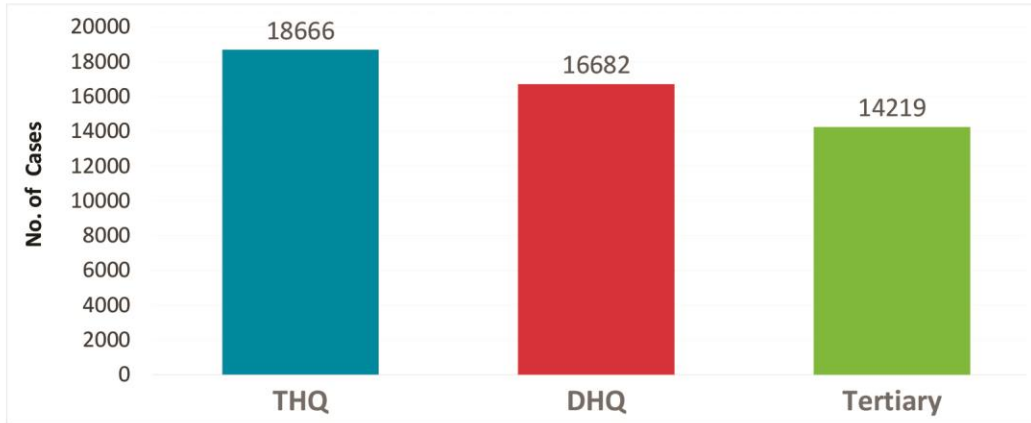
DISEASE SURVEILLANCE SYSTEM

Epidemiological Week No.41 (4th October, 2015 to 10th October, 2015)

WEEKLY SITREP

FOCUSING TUBERCULOSIS (SUSPECTED)
(WEEK 1 TO WEEK 41, 2015)
TOTAL ENTRIES = 49567

CASES REPORTED FROM VARIOUS TYPES OF HEALTH FACILITIES



LEGEND

● Acute Flaccid Paralysis (AFP)	● Diphtheria (Suspected) (Diph)
● Acute (Upper) Respiratory infections (ARI)	● Dog Bite (DB)
● Acute Viral Hepatitis (Suspected) (AVH)	● Enteric /Typhoid Fever (Suspected) (TF)
● Acute Watery Diarrhea/Cholera (Suspected) (AWD)	● HIV/AIDS (Suspected)
● Tuberculosis (Suspected) (TB)	● Malaria (Suspected) (Mal)
● Bloody Diarrhea/Dysentery (Suspected) (BD)	● Measles (Suspected) (Meas)

● Pyrexia of Unknown Origin (PUO)	● Cutaneous Leishmaniasis (Suspected) (CL)
● Scabies (Suspected) (Scb)	● Diarrhoea (Acute) (AD)
● Sexually Transmitted Infections (STIs)	● Meningitis (Suspected) (Men)
● Snake Bite (with signs/ symptoms of poisoning) (SB)	● Neonatal Tetanus (Suspected) (NNT)
● Viral Hemorrhagic Fever (Suspected) (VHF)	● Pertussis (Suspected) (Pert)
● Pneumonia (Suspected) (Pneuo)	

H Tehsil Head Quarter THQ	H Rural Health Center RHC	H Teaching Hospital Tertiary
H District Head Quarter DHQ	H Basic Health Unit BHU	H Executive District Officer Health EDO(H)

* Data as reported from THQ, DHQ & Teaching Hospitals of Punjab

5/8

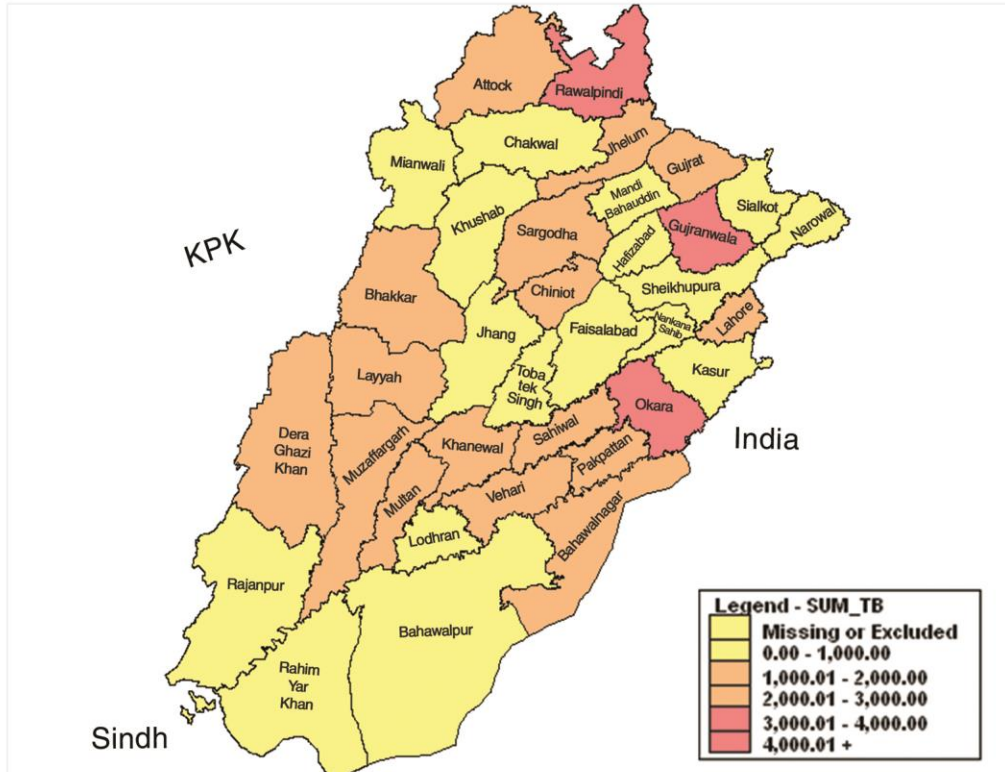
DISEASE SURVEILLANCE SYSTEM

Epidemiological Week No.41 (4th October, 2015 to 10th October, 2015)

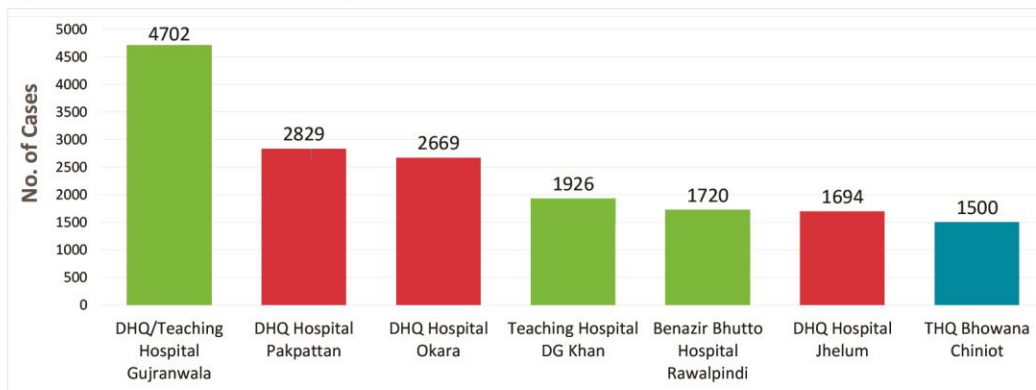
WEEKLY SITREP

FOCUSING TUBERCULOSIS (SUSPECTED)
 (WEEK 1 TO WEEK 41, 2015)
 TOTAL ENTRIES = 49567

CHOROPLETH



TOP REPORTING HOSPITALS



* Data as reported from THQ, DHQ & Teaching Hospitals of Punjab

6/8

DISEASE SURVEILLANCE SYSTEM

Epidemiological Week No.41 (4th October, 2015 to 10th October, 2015)

WEEKLY SITREP

Focusing Disease Wheel

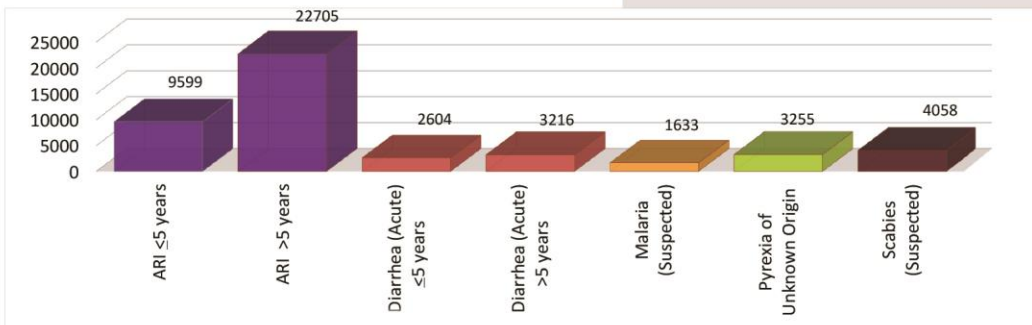
(Week 41, 2015)

TOTAL CASES = 49527

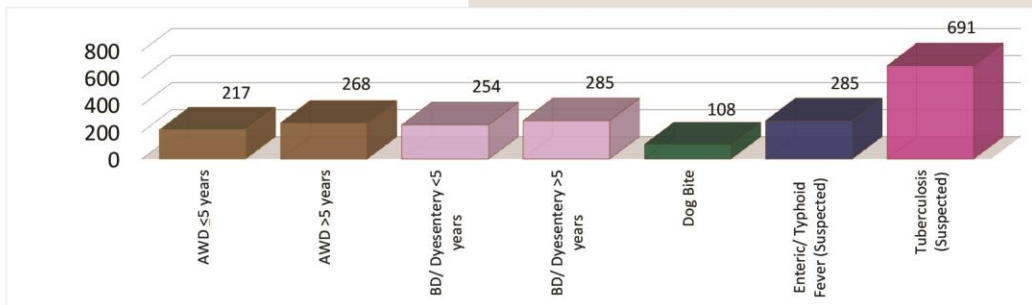


DISEASE WISE DISTRIBUTION

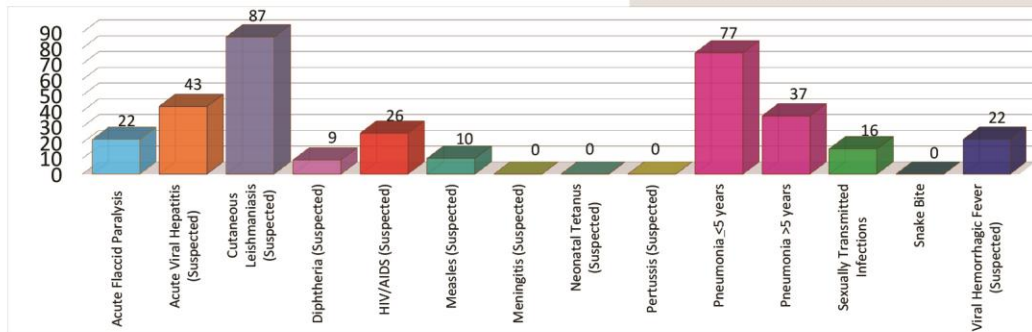
Diseases with number of cases >1000



Diseases with number of cases between 100 to 1000



Diseases with number of cases < 100



Acute Diarrhea: Cases which do not fit in the definition of Dysentery or Acute Watery Diarrhea

* Data as reported using disease wheel

7/8

DISEASE SURVEILLANCE SYSTEM

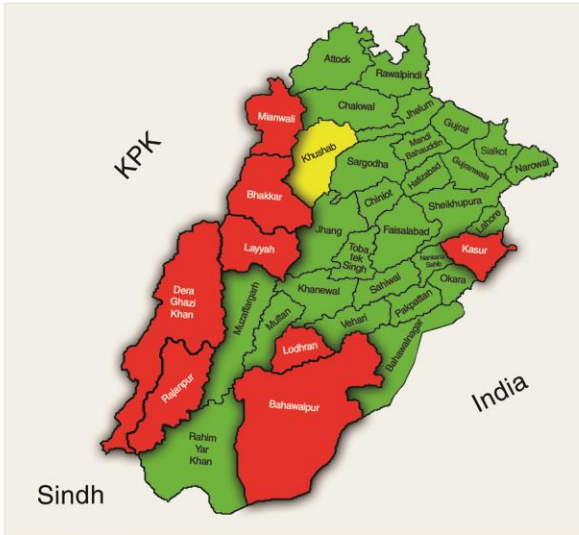
Epidemiological Week No.41 (4th October, 2015 to 10th October, 2015)

WEEKLY SITREP

Focusing Disease Wheel

(Week 41, 2015)

TOTAL CASES = 49527



DISTRICT WISE SMS RESPONSE

- No response
- Response on less than 4 days of the week
- Response on 4 or more days of the week



EDO's(H) of the districts with response on less than 4 days of the week (colored red and yellow) must ensure consistent reporting.



Focusing Dengue

(Week 41, 2015)



DENGUE CONFIRMED PATIENTS AND DETECTION POINT OF Aedes LARVAE:

Geospatial representation of Aedes larvae occurrence and confirmed patients in Rawalpindi. Circles depict one km diameter around the house/workplace of the confirmed patient.

- Patient Residence
- Larvae Positive
- Patient Workplace
- Larvae Negative

8/8