



# PUNJAB INFORMATION TECHNOLOGY BOARD

## WEEKLY SITREP HEALTH REPORTING SYSTEM

Epidemiological Week No.21 (22<sup>nd</sup> May, 2016 to 28<sup>th</sup> May, 2016)



### FOCUSING SCABIES

#### 06 Acute Flaccid Paralysis

- 2 Khushab
- 1 Jhelum
- 1 Lahore
- 1 Multan
- 1 Vehari

#### 04 Cutaneous Leishmaniasis

- 4 Multan

#### 04 HIV/AIDS (Suspected)

- 4 Lahore

#### 01 Viral Hemorrhagic Fever (Suspected)

- 1 Muzaffargarh

#### Patrons in Chief:

Khawaja Salman Rafique (Advisor to CM Punjab on Health)  
Chairman, PITB | Secretary Specialized Healthcare and  
Medical Education Department

#### Patrons:

Dr. Salman Shahid (AS Technical SHC&ME)  
Faisal Yousaf (D.G IT Operations) | Rizwan Rashid (D.G IT)  
Director General Health Services Punjab

#### Editors:

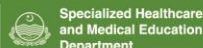
Prof. Maaz Ahmad | Prof. Waseem Akram | Dr. Somia Iqtadar  
Dr. Jamshaid Ahmad | Saflain Haider | Dr. Anjum Razzaq  
Dr. Nasir Shakir (DS-SHC&ME)

#### Sub Editors:

Arsalan Manzoor | Sundas Kouser | Moeen Akhter

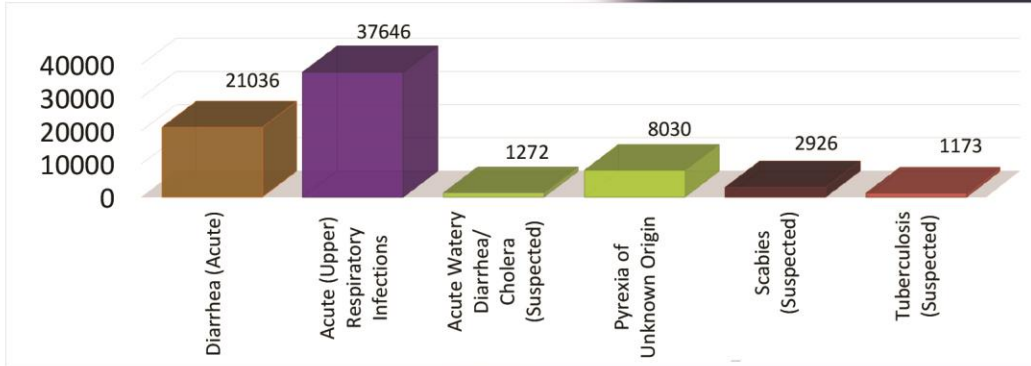
#### Designer:

Nida Fatima

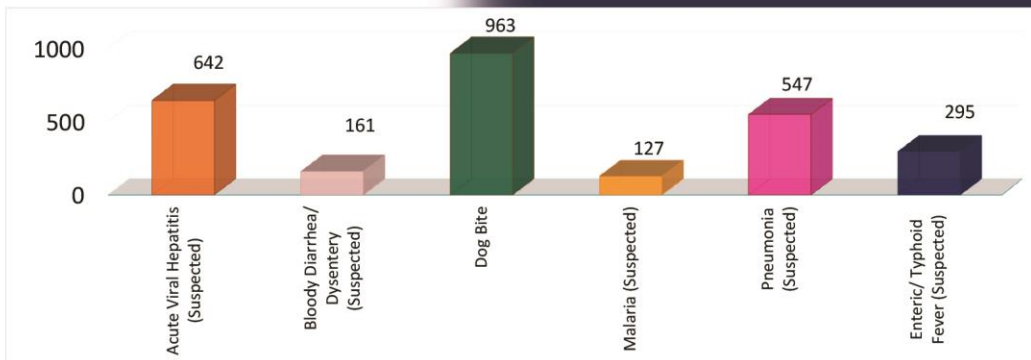


COMMUNICABLE DISEASE SITUATION - PUNJAB (WEEK 21, 2016)

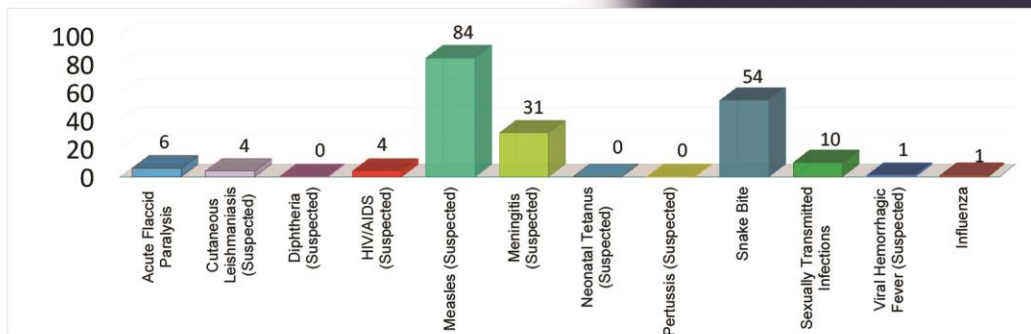
Diseases with number of cases >1000



Diseases with number of cases between 100 & 1000



Diseases with number of cases < 100



Acute Diarrhea: Cases which do not fit in the definition of Dysentery or Acute Watery Diarrhea

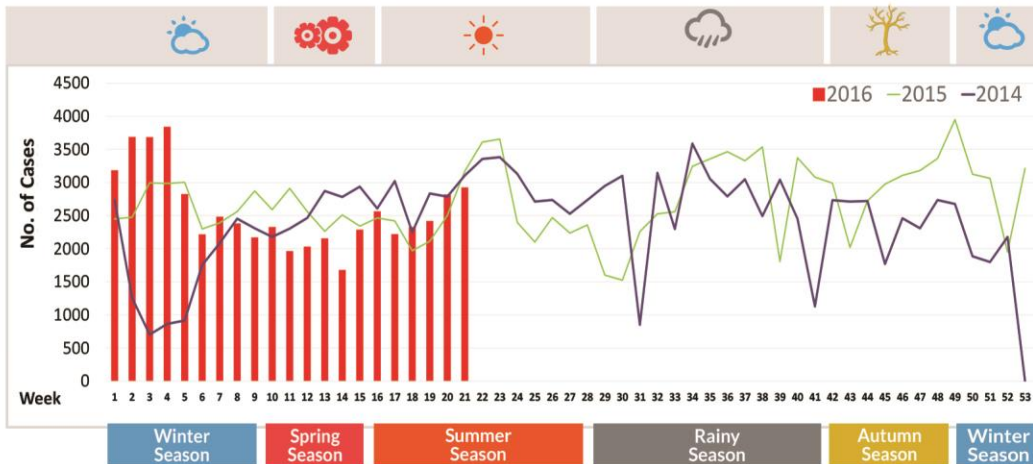
\* Data as reported from THQ, DHQ & Teaching Hospitals of Punjab

**FOCUSING SCABIES (SUSPECTED)**  
(WEEK 1 TO WEEK 21, 2016)  
TOTAL ENTRIES = 54701

**CASE DEFINITION**

Skin infection characterized by rash or lesions and intense itching especially at night. Lesions are prominent around finger webs, wrists, elbows, axillae, beltlines, thighs, external genitalia, nipples, abdomen and lower portion of buttocks. Head, neck, palm and soles of infants may be involved.

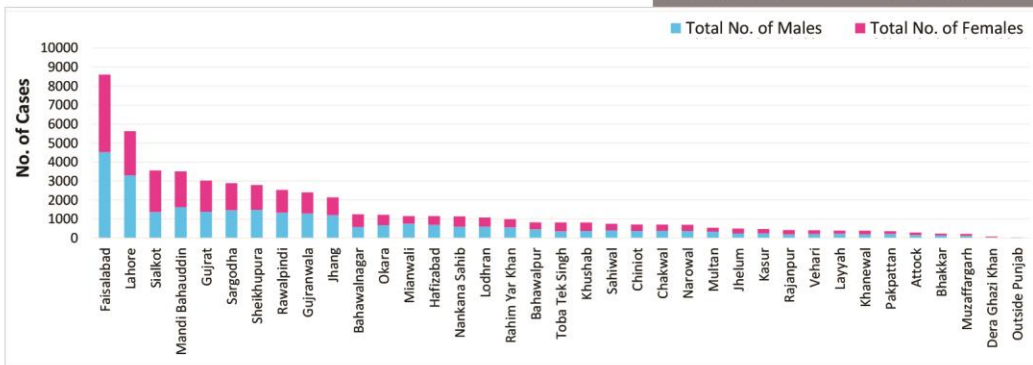
**WEEK WISE DISTRIBUTION**



Week wise distribution shows endemic pattern with cases reported throughout the year

**DISTRICT WISE DISTRIBUTION**

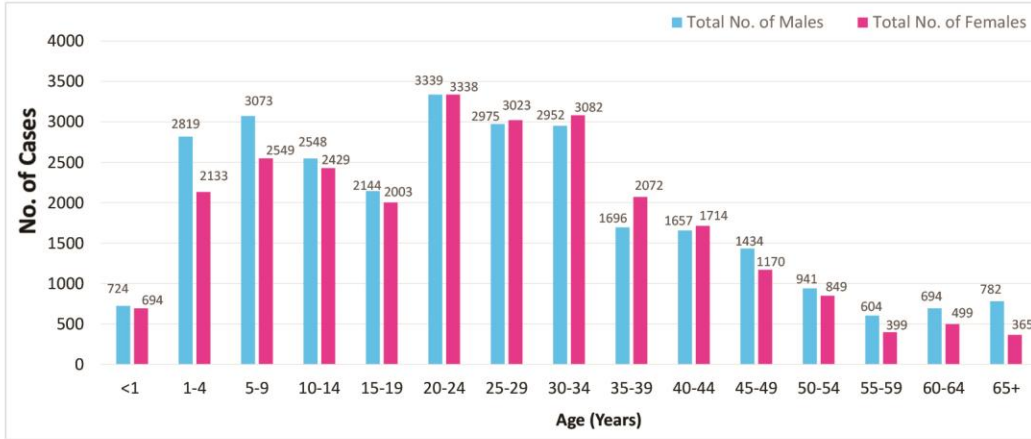
Residential district of the patients



\* Data as reported from THQ, DHQ & Teaching Hospitals of Punjab

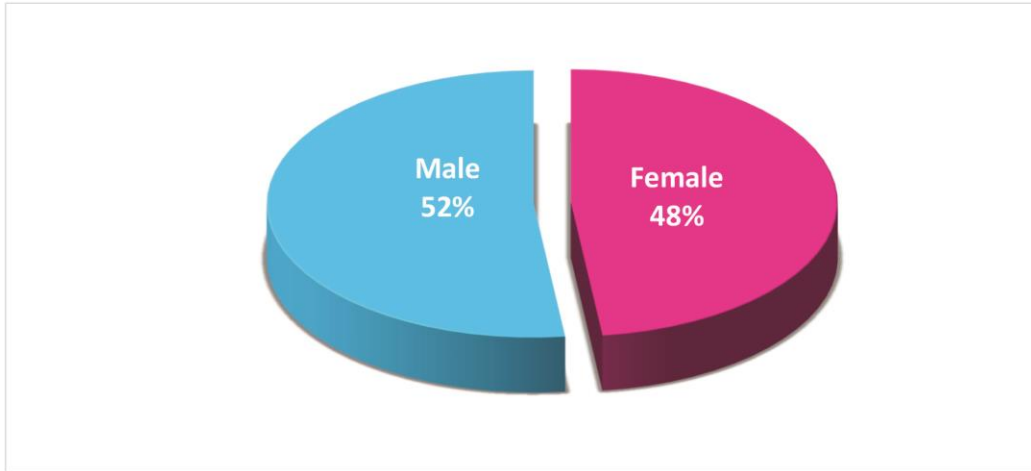
**FOCUSING SCABIES (SUSPECTED)**  
 (WEEK 1 TO WEEK 21, 2016)  
 TOTAL ENTRIES = 54701

**AGE WISE DISTRIBUTION**



Multi-modal presentation of the disease is visible.

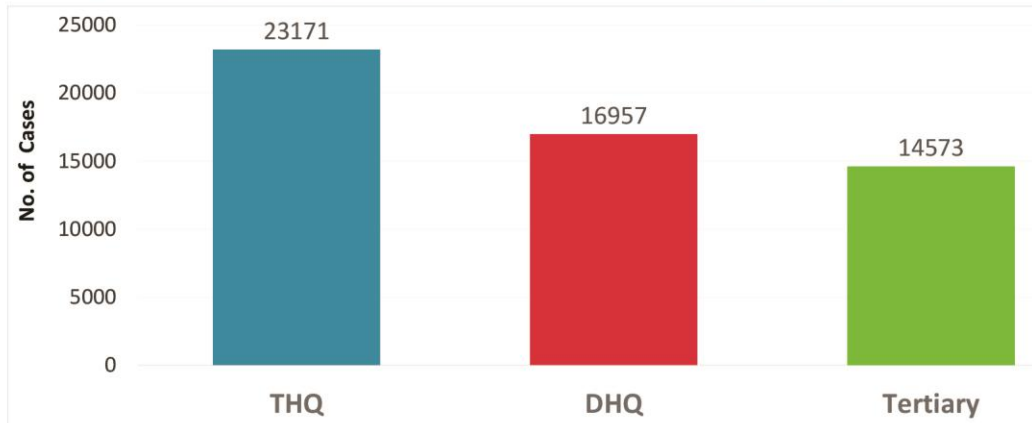
**GENDER WISE DISTRIBUTION**



\* Data as reported from THQ, DHQ & Teaching Hospitals of Punjab

**FOCUSING SCABIES (SUSPECTED)**  
(WEEK 1 TO WEEK 21, 2016)  
TOTAL ENTRIES = 54701

**CASES REPORTED FROM VARIOUS TYPES OF HEALTH FACILITIES**



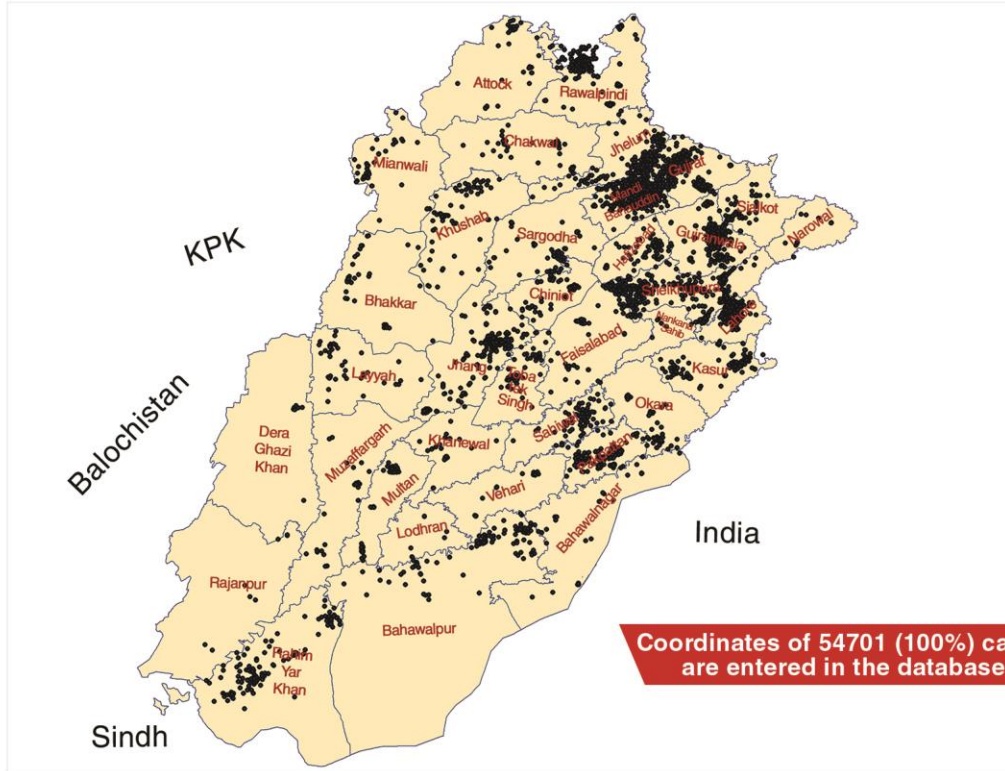
**LEGEND**

<span style="color: #00AEEF;">●</span> Acute Flaccid Paralysis (AFP)	<span style="color: #C00000;">●</span> Diphtheria (Suspected) (Diph)	
<span style="color: #4F81BD;">●</span> Acute (Upper) Respiratory infections (ARI)	<span style="color: #008000;">●</span> Dog Bite (DB)	
<span style="color: #FF9900;">●</span> Acute Viral Hepatitis (Suspected) (AVH)	<span style="color: #000080;">●</span> Enteric /Typhoid Fever (Suspected) (TF)	
<span style="color: #8B4513;">●</span> Acute Watery Diarrhea/Cholera (Suspected) (AWD)	<span style="color: #FF0000;">●</span> HIV/AIDS (Suspected) (HIV/AIDS)	
<span style="color: #C00000;">●</span> Tuberculosis (Suspected) (TB)	<span style="color: #FFA500;">●</span> Malaria (Suspected) (Mal)	
<span style="color: #D8BFD8;">●</span> Bloody Diarrhea/Dysentery (Suspected) (BD)	<span style="color: #008080;">●</span> Measles (Suspected) (Meas)	
<span style="color: #9ACD32;">●</span> Pyrexia of Unknown Origin (PUO)	<span style="color: #483D8B;">●</span> Cutaneous Leishmaniasis (Suspected) (CL)	
<span style="color: #654321;">●</span> Scabies (Suspected) (Scb)	<span style="color: #DC143C;">●</span> Diarrhoea (Acute) (AD)	
<span style="color: #008000;">●</span> Sexually Transmitted Infections (STIs)	<span style="color: #9ACD32;">●</span> Meningitis (Suspected) (Men)	
<span style="color: #2F4F4F;">●</span> Snake Bite (with signs/ symptoms of poisoning) (SB)	<span style="color: #40E0D0;">●</span> Neonatal Tetanus (Suspected) (NNT)	
<span style="color: #000080;">●</span> Viral Hemorrhagic Fever (Suspected) (VHF)	<span style="color: #FFFF00;">●</span> Pertussis (Suspected) (Pert)	
<span style="color: #C00000;">●</span> Pneumonia (Suspected) (Pneuo)		
<span style="color: #000080;">H</span> Tehsil Head Quarter THQ	<span style="color: #8B4513;">H</span> Rural Health Center RHC	<span style="color: #9ACD32;">H</span> Teaching Hospital Tertiary
<span style="color: #C00000;">H</span> District Head Quarter DHQ	<span style="color: #C00000;">H</span> Basic Health Unit BHU	<span style="color: #8B4513;">H</span> Executive District Officer Health EDO(H)

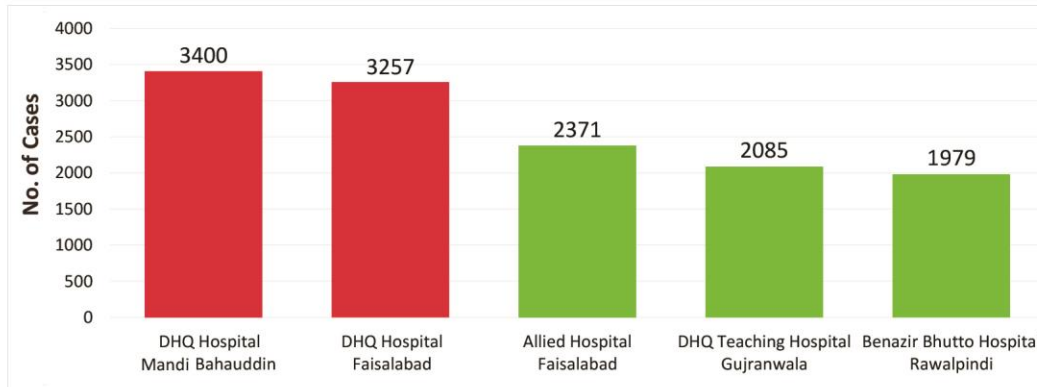
\* Data as reported from THQ, DHQ & Teaching Hospitals of Punjab

**FOCUSING SCABIES (SUSPECTED)**  
 (WEEK 1 TO WEEK 21, 2016)  
**TOTAL ENTRIES = 54701**

**EPIDEMIOLOGICAL MAP**



**TOP REPORTING HOSPITALS**



\* Data as reported from THQ, DHQ & Teaching Hospitals of Punjab

**Focusing Disease Wheel**

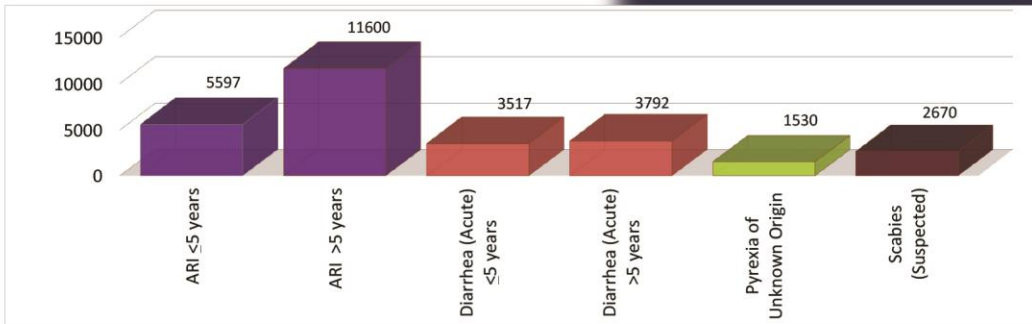
(Week 21, 2016)

**TOTAL CASES = 31122**

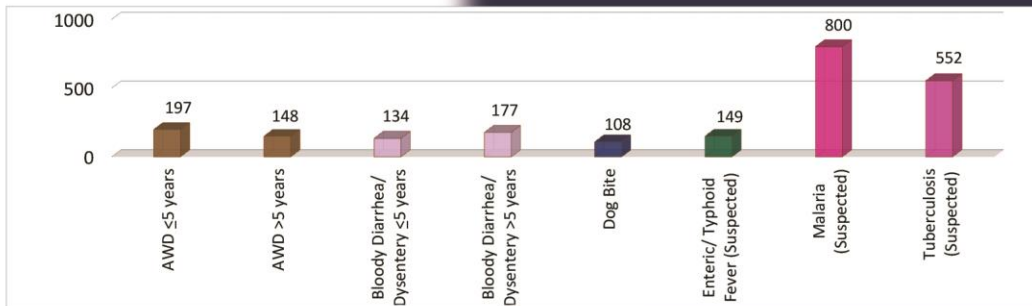


**DISEASE WISE DISTRIBUTION**

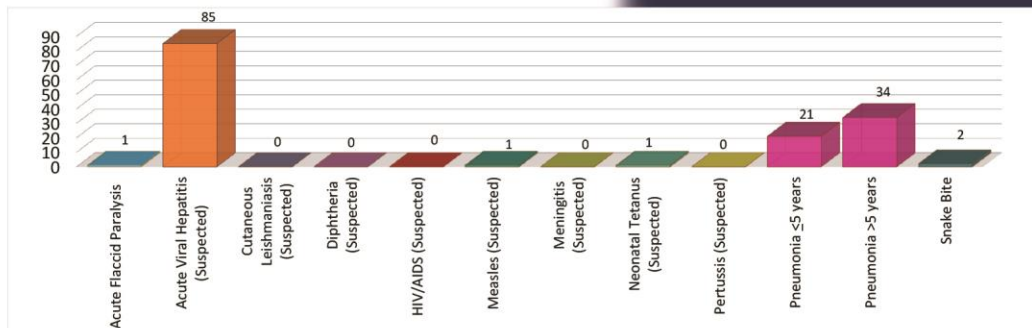
Diseases with number of cases > 1000



Diseases with number of cases between 100 & 1000



Diseases with number of cases < 100



**Acute Diarrhea: Cases which do not fit in the definition of Dysentery or Acute Watery Diarrhea**

\* Data as reported using disease wheel

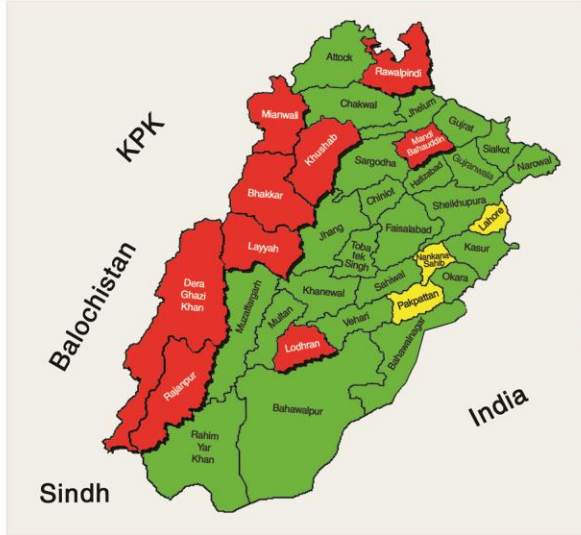
**Focusing Disease Wheel**

(Week 21, 2016)

TOTAL CASES = 31122



**DISTRICT WISE SMS RESPONSE**



- No response
- Response on less than 4 days of the week
- Response on 4 or more days of the week



EDO's(H) of the districts with response on less than 4 days of the week (colored red and yellow) must ensure consistent reporting.



**Focusing Dengue Surveillance in Lahore District**

(Week 21, 2016)

