



# PUNJAB INFORMATION TECHNOLOGY BOARD

## WEEKLY SITREP HEALTH REPORTING SYSTEM

Epidemiological Week No.25 (19<sup>th</sup> June, 2016 to 25<sup>th</sup> June, 2016)

### FOCUSING PERTUSSIS

#### 42 Meningitis (Suspected)

26 Lahore 9 Bahawalpur  
7 Rawalpindi

#### 19 Measles (Suspected)

10 Lahore 2 Faisalabad  
2 Rawalpindi 2 Toba Tek Singh  
1 Bhakkar 1 Layyah  
1 Sialkot

#### 17 Acute Flaccid Paralysis

7 Gujrat 3 Faisalabad  
3 Lahore 2 Multan  
1 Narowal 1 Rahim Yar Khan

#### 02 HIV/AIDS (Suspected)

1 Attock 1 Lahore

#### Patrons in Chief:

Khawaja Salman Rafique (Advisor to CM Punjab on Health)  
Chairman, PITB | Secretary Specialized Healthcare and  
Medical Education Department

#### Patrons:

Dr. Salman Shahid (AS Technical SHC&ME)  
Faisal Yousaf (D.G.IT Operations) | Rizwan Rashid (D.G IT)  
Director General Health Services Punjab

#### Editors:

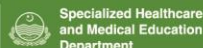
Prof. Maaz Ahmad | Prof. Waseem Akram | Dr. Somia Iqtadar  
Dr. Jamshaid Ahmad | Safain Haider | Dr. Anjum Razzaq  
Dr. Nasir Shakir (DS-SHC&ME)

#### Sub Editors:

Arslan Manzoor | Sundas Kouser | Moeen Akhter

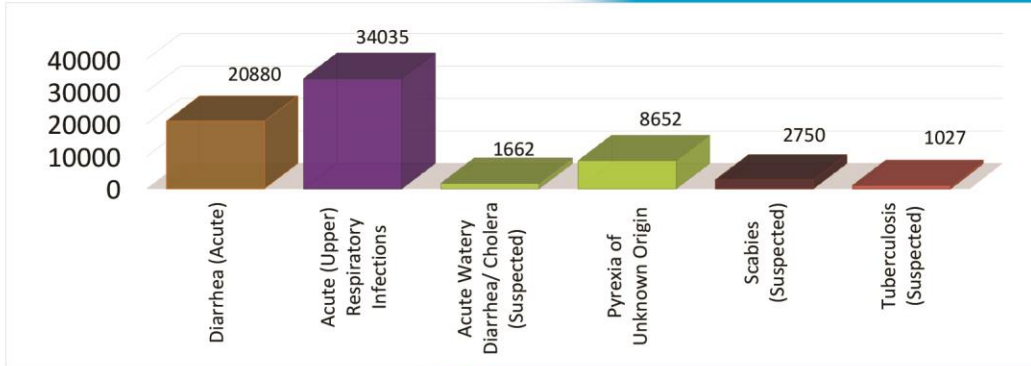
#### Designer:

Nida Fatima

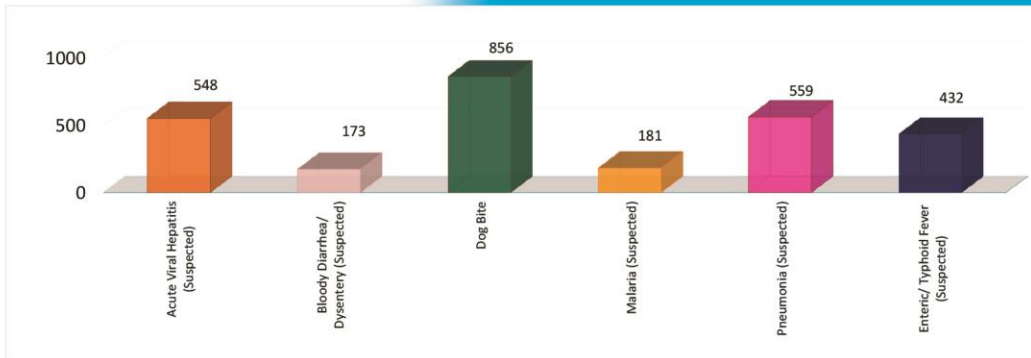


COMMUNICABLE DISEASE SITUATION - PUNJAB (WEEK 25, 2016)

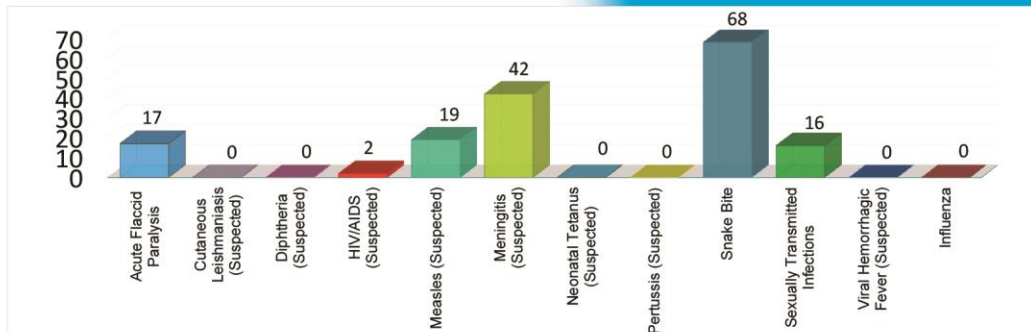
Diseases with number of cases >1000



Diseases with number of cases between 100 & 1000



Diseases with number of cases < 100



Acute Diarrhea: Cases which do not fit in the definition of Dysentery or Acute Watery Diarrhea

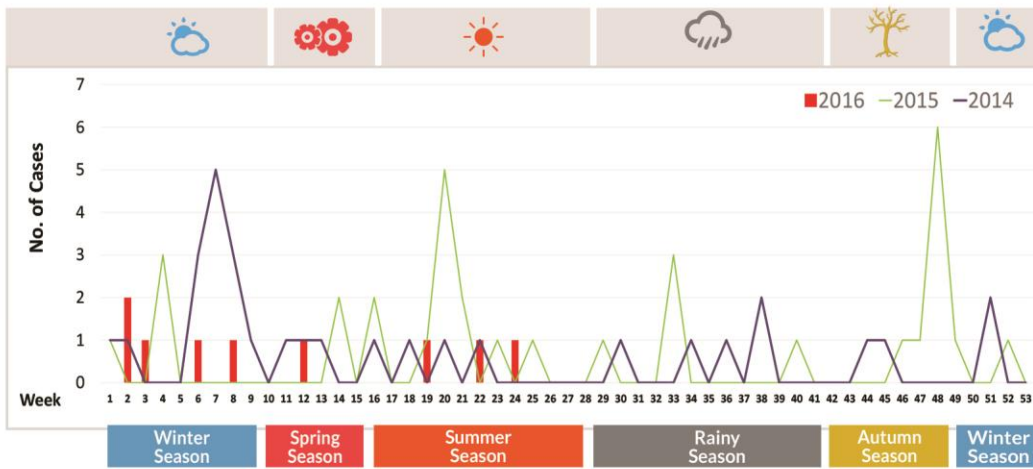
\* Data as reported from THQ, DHQ & Teaching Hospitals of Punjab

**FOCUSING PERTUSSIS**  
(WEEK 1 TO WEEK 25, 2016)  
TOTAL ENTRIES = 9

**CASE DEFINITION**

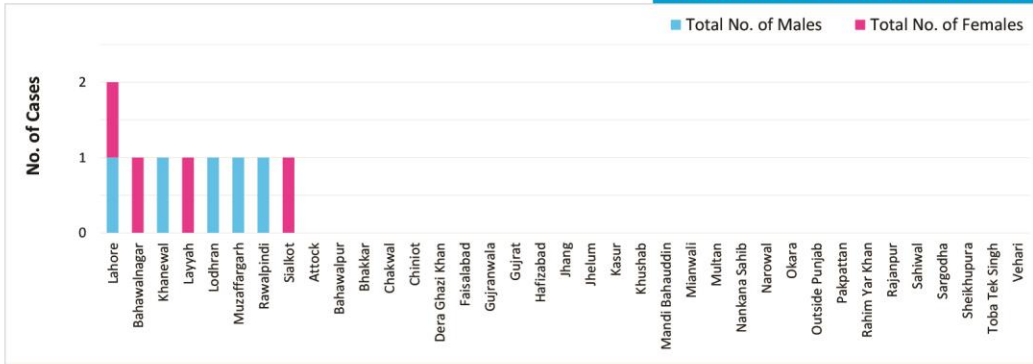
Suspected case: A person with a cough lasting at least 2 weeks with one of the following:  
Paroxysms i.e. bouts of coughing; or Inspiratory "whoop" or Post-tussive vomiting (i.e. vomiting immediately after coughing) and without other apparent cause.  
Or  
A case diagnosed as pertussis by a physician.

**WEEK WISE DISTRIBUTION**



**DISTRICT WISE DISTRIBUTION**

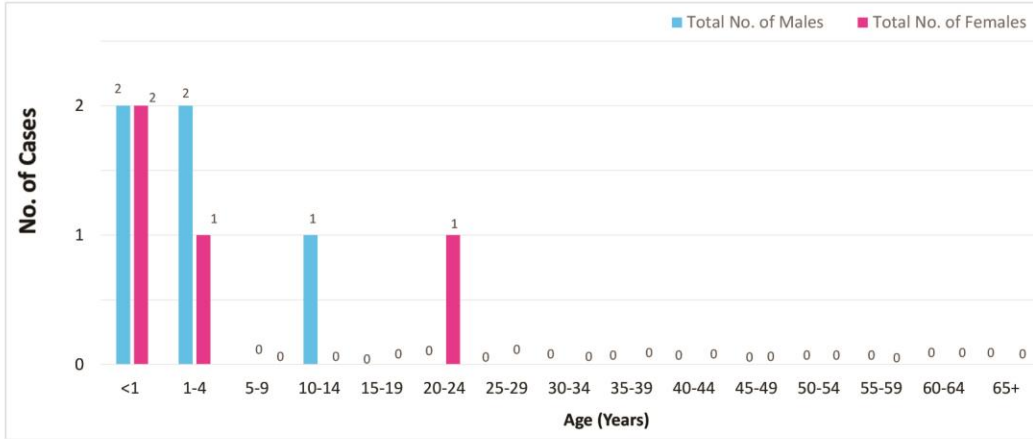
Residential district of the patients



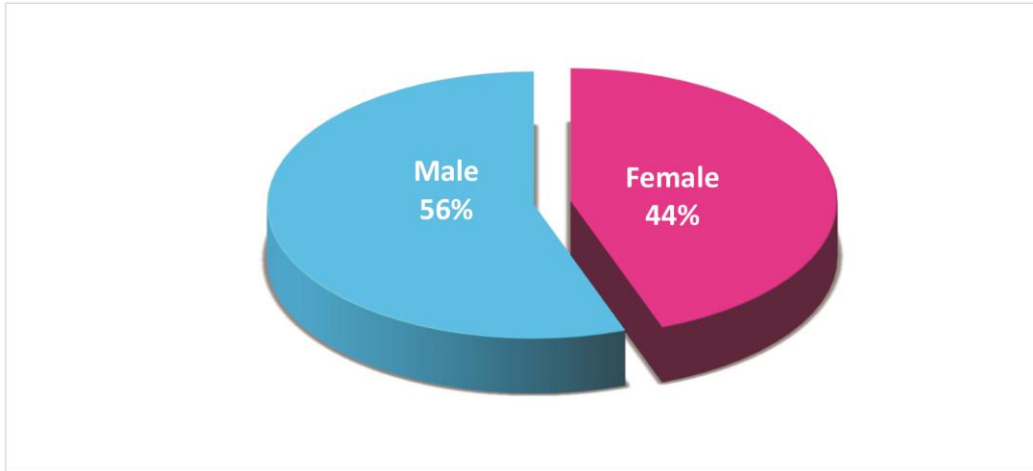
\* Data as reported from THQ, DHQ & Teaching Hospitals of Punjab

**FOCUSING PERTUSSIS**  
(WEEK 1 TO WEEK 25, 2016)  
TOTAL ENTRIES = 9

**AGE WISE DISTRIBUTION**



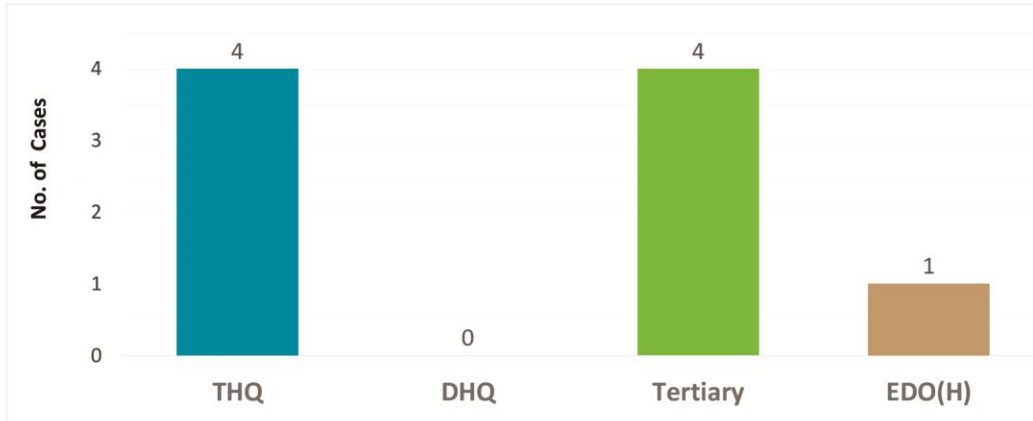
**GENDER WISE DISTRIBUTION**



\* Data as reported from THQ, DHQ & Teaching Hospitals of Punjab

**FOCUSING PERTUSSIS**  
(WEEK 1 TO WEEK 25, 2016)  
TOTAL ENTRIES = 9

**CASES REPORTED FROM VARIOUS TYPES OF HEALTH FACILITIES**



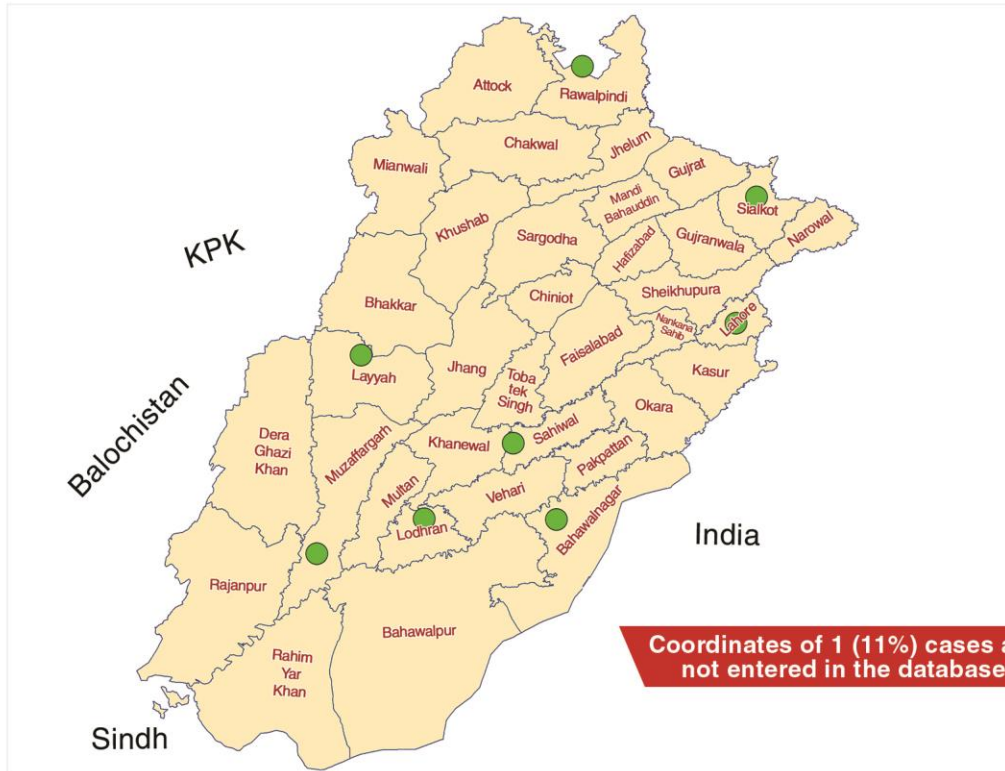
**LEGEND**

<span style="color: #00A0C0;">●</span> Acute Flaccid Paralysis (AFP)	<span style="color: #C00000;">●</span> Diphtheria (Suspected) (Diph)	
<span style="color: #4B0082;">●</span> Acute (Upper) Respiratory infections (ARI)	<span style="color: #008000;">●</span> Dog Bite (DB)	
<span style="color: #FF8C00;">●</span> Acute Viral Hepatitis (Suspected) (AVH)	<span style="color: #000080;">●</span> Enteric /Typhoid Fever (Suspected) (TF)	
<span style="color: #8B4513;">●</span> Acute Watery Diarrhea/Cholera (Suspected) (AWD)	<span style="color: #FF0000;">●</span> HIV/AIDS (Suspected) (HIV/AIDS)	
<span style="color: #C00000;">●</span> Tuberculosis (Suspected) (TB)	<span style="color: #FFA500;">●</span> Malaria (Suspected) (Mal)	
<span style="color: #E6B89C;">●</span> Bloody Diarrhea/Dysentery (Suspected) (BD)	<span style="color: #008080;">●</span> Measles (Suspected) (Meas)	
<span style="color: #9ACD32;">●</span> Pyrexia of Unknown Origin (PUO)	<span style="color: #483D8B;">●</span> Cutaneous Leishmaniasis (Suspected) (CL)	
<span style="color: #654321;">●</span> Scabies (Suspected) (Scb)	<span style="color: #DC143C;">●</span> Diarrhoea (Acute) (AD)	
<span style="color: #008000;">●</span> Sexually Transmitted Infections (STIs)	<span style="color: #9ACD32;">●</span> Meningitis (Suspected) (Men)	
<span style="color: #2F4F4F;">●</span> Snake Bite (with signs/ symptoms of poisoning) (SB)	<span style="color: #20B2AA;">●</span> Neonatal Tetanus (Suspected) (NNT)	
<span style="color: #000080;">●</span> Viral Hemorrhagic Fever (Suspected) (VHF)	<span style="color: #FFFF00;">●</span> Pertussis (Suspected) (Pert)	
<span style="color: #C00000;">●</span> Pneumonia (Suspected) (Pneuo)		
<span style="color: #00A0C0;">H</span> Tehsil Head Quarter THQ	<span style="color: #8B4513;">H</span> Rural Health Center RHC	<span style="color: #00A0C0;">H</span> Teaching Hospital Tertiary
<span style="color: #C00000;">H</span> District Head Quarter DHQ	<span style="color: #C00000;">H</span> Basic Health Unit BHU	<span style="color: #8B4513;">H</span> Executive District Officer Health EDO(H)

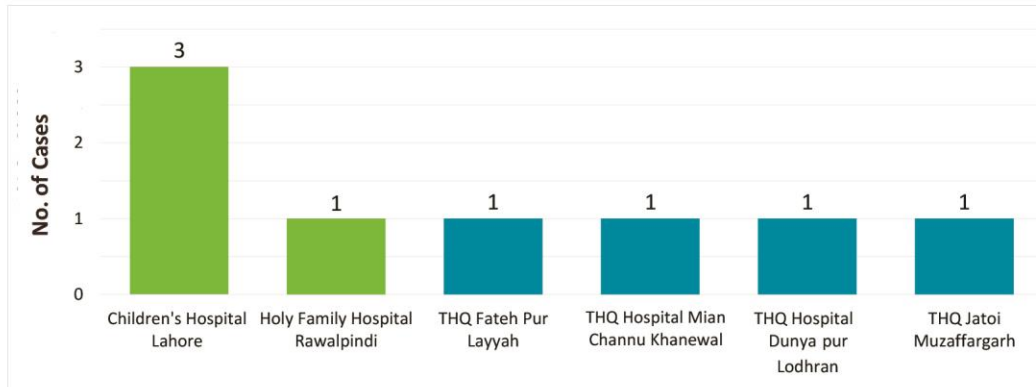
\* Data as reported from THQ, DHQ & Teaching Hospitals of Punjab

**FOCUSING PERTUSSIS**  
(WEEK 1 TO WEEK 25, 2016)  
**TOTAL ENTRIES = 9**

**EPIDEMIOLOGICAL MAP**



**TOP REPORTING HOSPITALS**



\* Data as reported from THQ, DHQ & Teaching Hospitals of Punjab

Focusing Disease Wheel

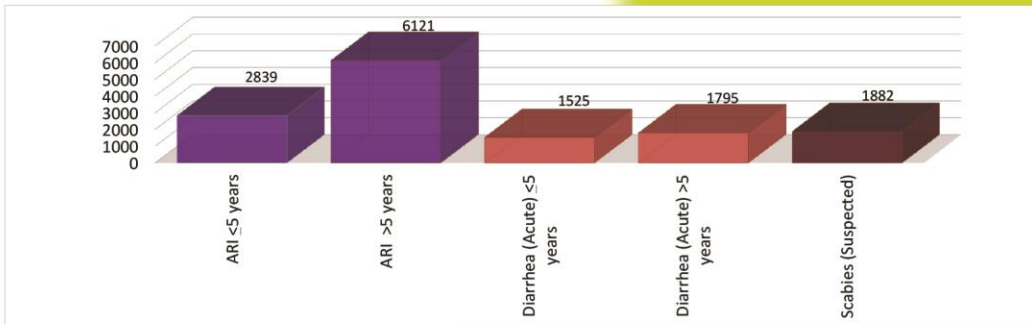
(Week 25, 2016)

TOTAL CASES = 16366

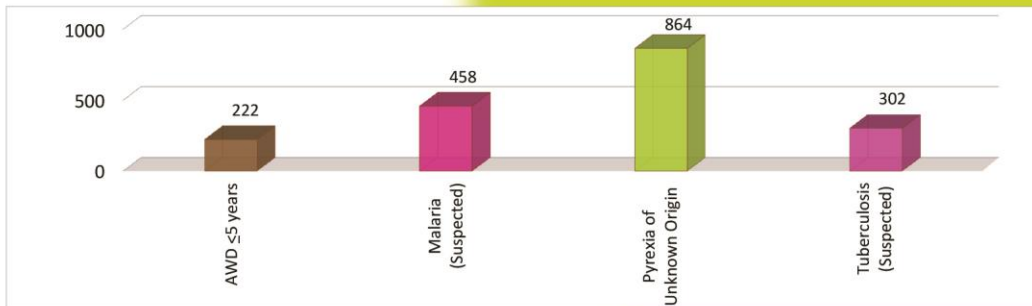


DISEASE WISE DISTRIBUTION

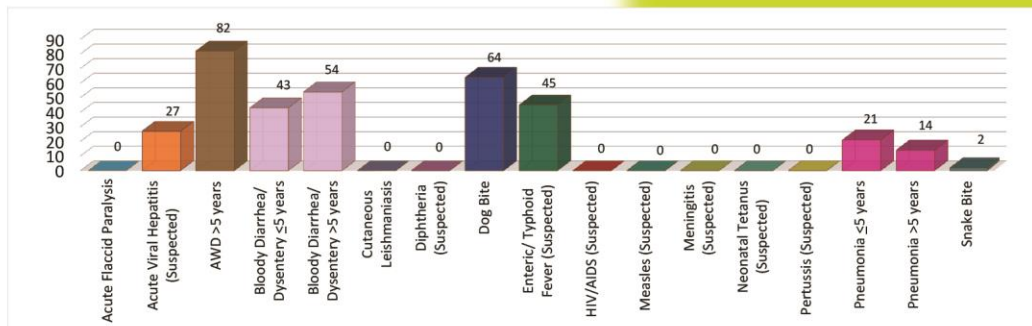
Diseases with number of cases >1000



Diseases with number of cases between 100 & 1000



Diseases with number of cases < 100



Acute Diarrhea: Cases which do not fit in the definition of Dysentery or Acute Watery Diarrhea

\* Data as reported using disease wheel

## Focusing Dengue

(Week 27, 2016)

Districts	Indoor Surveillance System				Outdoor Surveillance System			
	Number of Houses Checked	Number of Houses Positive	Total Containers Checked	Total Containers Positive	Number of Spots Checked	Number of Spots Positive	Total Containers Checked	Total Containers Positive
ATTOCK	20097	0	59943	0	2348	0	8236	0
BAHAWALNAGAR	71025	0	220605	0	12960	0	25774	0
BAHAWALPUR	54637	0	173634	0	6878	0	13590	0
BHAKKAR	18468	0	55345	0	4345	0	16239	5
CHAKWAL	60953	0	183355	0	5034	0	26619	0
CHINIOT	5941	0	21155	5	1347	0	4032	0
D.G.KHAN	12493	0	30617	0	12270	0	28526	0
FAISALABAD	82094	4	287050	4	40741	3	145885	3
GUJRANWALA	65659	0	175323	0	4493	11	15906	0
GUJRAT	23135	0	106715	0	3045	0	4931	0
HAFIZABAD	31347	0	107929	0	2294	0	3443	0
JHELUM	11025	0	37476	0	2710	0	5245	0
JHANG	12361	0	36372	0	8910	0	26610	2
KASUR	49109	0	189919	0	1610	4	6096	0
KHANEWAL	8478	0	17325	0	1782	0	5641	0
KHUSHAB	26074	0	89919	7	19323	0	65749	7
LAHORE	212260	248	1143240	262	41788	17	146834	17
LAYYAH	9444	0	32041	0	920	0	14618	0
LODHARAN	18239	0	56032	0	6401	0	12889	0
MANDI BAHAUDDIN	8325	0	35949	0	7175	0	7464	0
MIANWALI	4852	0	19915	0	3384	0	9816	0
MULTAN	41374	5	222967	5	4162	0	28250	0
MUZAFFARGARH	3018	0	11556	0	2277	0	9588	0
NANKANA SAHIB	18127	0	36368	0	4443	0	10391	0
NAROWAL	41240	0	69491	0	6950	0	8579	0
OKARA	56840	0	205656	0	13020	1302	30110	18
PAKPATTAN	30240	0	50735	0	13983	0	37287	0
RAHIMYAR KHAN	21715	0	44249	0	6111	47	13051	0
RAJANPUR	7967	0	28632	0	2390	0	9767	0
RAWALPINDI	134074	499	926219	522	33458	248	160789	122
SAHIWAL	39981	0	29370	0	10122	0	4783	0
SARGODHA	51153	0	102482	0	13823	0	17783	0
SHEIKHUPURA	157368	0	427503	0	16315	32	61727	9
SIALKOT	20629	0	92717	0	6662	0	29901	5
T.T.SINGH	5544	0	14625	0	1606	13	4228	0
VEHARI	65291	0	195174	0	8743	40	7749	0
<b>Total</b>	<b>1500577</b>	<b>756</b>	<b>5537603</b>	<b>805</b>	<b>333823</b>	<b>1717</b>	<b>1028126</b>	<b>188</b>