




PUNJAB INFORMATION TECHNOLOGY BOARD

WEEKLY SITREP HEALTH REPORTING SYSTEM

Epidemiological Week No.26 (26th June, 2016 to 2nd July, 2016)



Focusing

MENINGITIS

78 Measles (Suspected)

34	Mianwali	23	Sialkot
6	Lahore	5	Muzaffargarh
5	Chiniot	2	Toba Tek Singh
1	Faisalabad	1	Gujrat
1	Rawalpindi		

09 Acute Flaccid Paralysis

4	Lahore	3	Mianwali
1	Faisalabad	1	Khushab

06 Neonatal Tetanus (Suspected)

4	Mianwali	2	Lahore
---	----------	---	--------

03 HIV/AIDS (Suspected)

2	Khushab
1	Faisalabad

Patrons in Chief:

Khawaja Salman Rafique (Advisor to CM Punjab on Health)
Chairman, PITB | Secretary Specialized Healthcare and
Medical Education Department

Patrons:

Dr. Salman Shahid (AS Technical SHC&ME)
Faisal Yousaf (D.G IT Operations) | Rizwan Rashid (D.G IT)
Director General Health Services Punjab

Editors:

Prof. Maaz Ahmad | Prof. Waseem Akram | Dr. Somia Iqtadar
Dr. Jamshaid Ahmad | Saflain Haider | Dr. Anjum Razzaq
Dr. Nasir Shakir (DS-SHC&ME)

Sub Editors:

Arsalan Manzoor | Sundas Kouser | Moeen Akhter

Designer:

Nida Fatima



Punjab Information
Technology Board



Institute of
Public Health



World Health
Organization
Country office for Pakistan



Specialized Healthcare
and Medical Education
Department



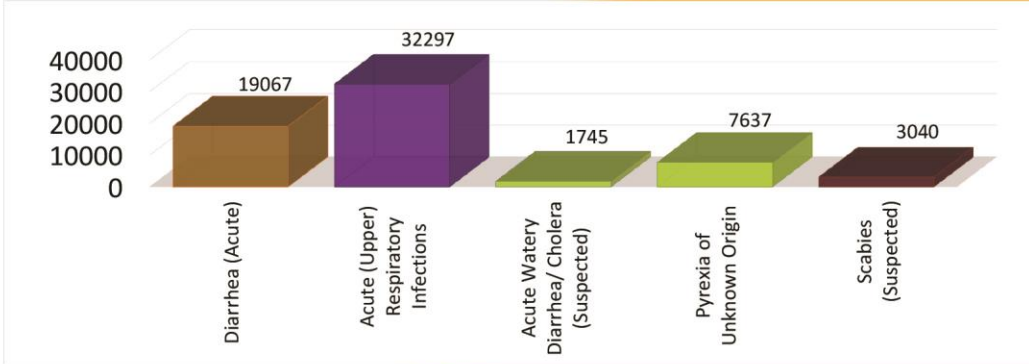
King Edward
Medical University
Lahore



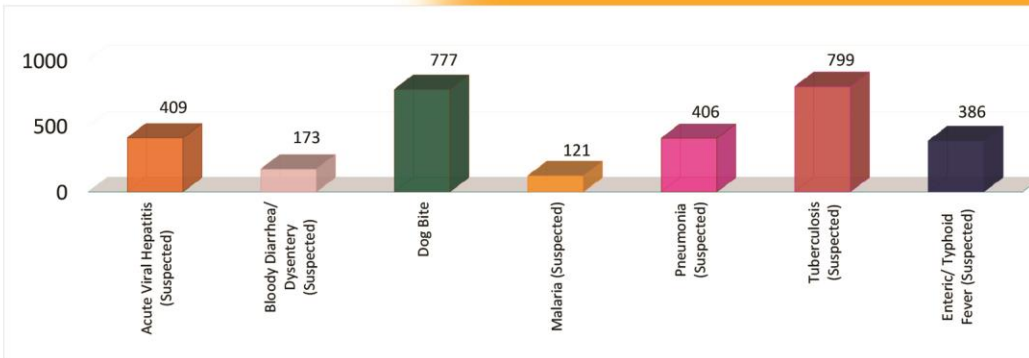
University of
Agriculture Faisalabad

COMMUNICABLE DISEASE SITUATION - PUNJAB (WEEK 26, 2016)

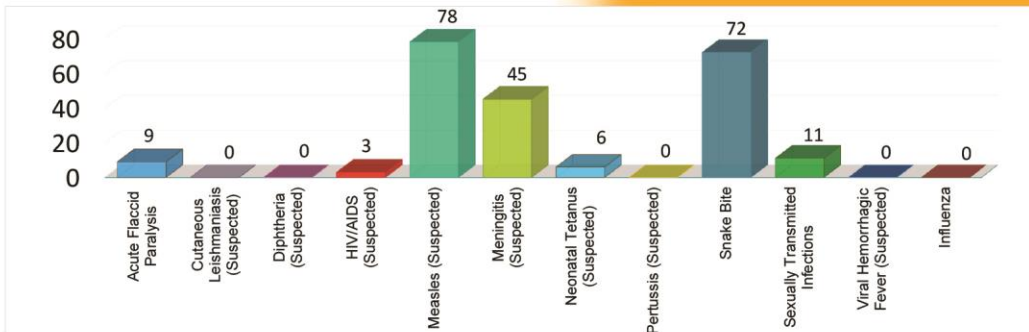
Diseases with number of cases >1000



Diseases with number of cases between 100 & 1000



Diseases with number of cases < 100



Acute Diarrhea: Cases which do not fit in the definition of Dysentery or Acute Watery Diarrhea

* Data as reported from THQ, DHQ & Teaching Hospitals of Punjab

FOCUSING MENINGITIS

(WEEK 1 TO WEEK 26, 2016)

TOTAL ENTRIES = 761

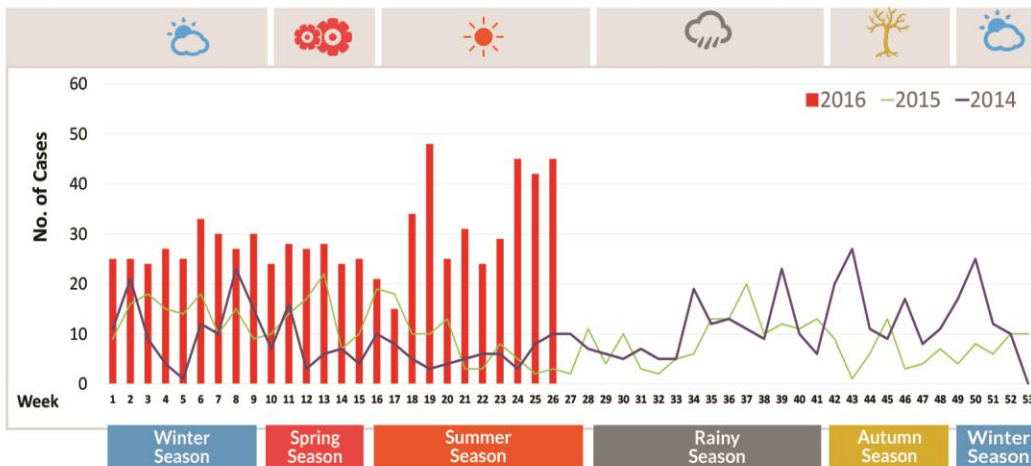
CASE DEFINITION

Suspected Case: An acute illness with sudden onset of high grade fever (>38.5 °C rectal and >38 °C axillary) and one or more of the following:

- Neck stiffness
- Altered consciousness
- Other meningeal signs
- Petechial/purpurral rashes

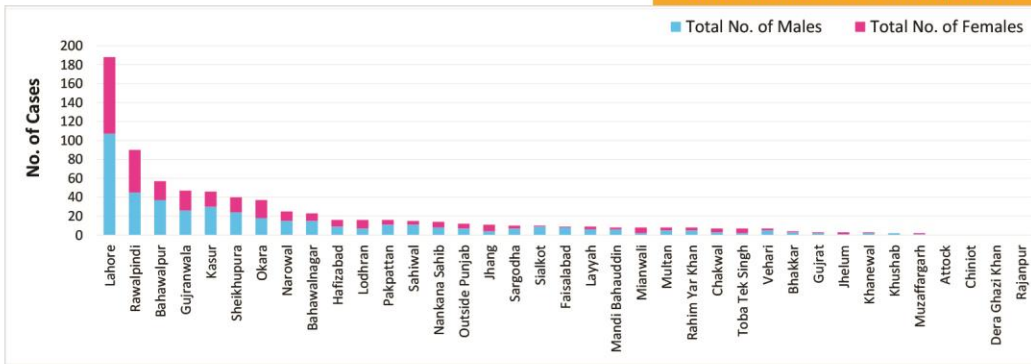
In patients under one year of age, when fever is accompanied by bulging fontanelle.

WEEK WISE DISTRIBUTION



DISTRICT WISE DISTRIBUTION

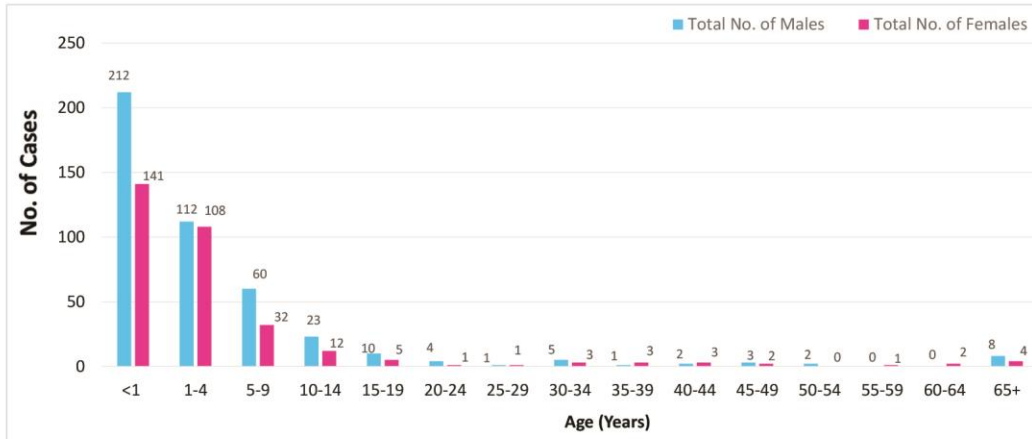
Residential district of the patients



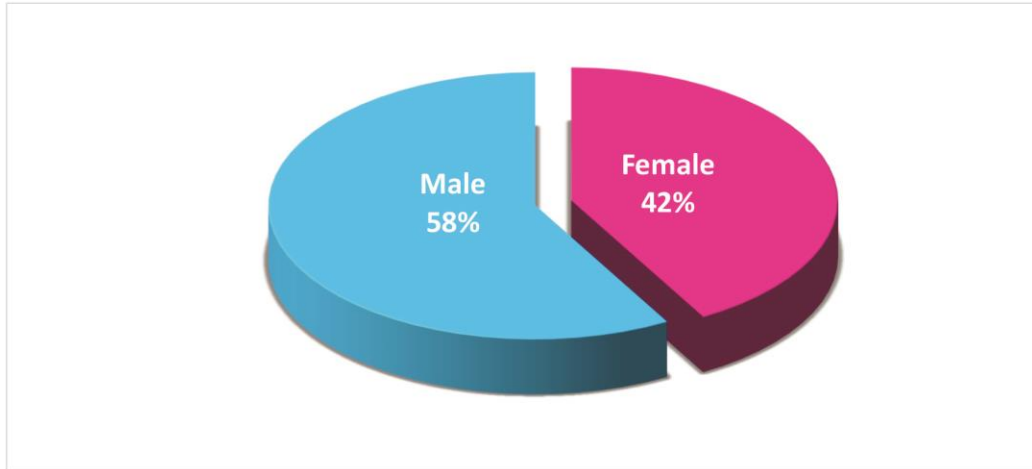
* Data as reported from THQ, DHQ & Teaching Hospitals of Punjab

FOCUSING MENINGITIS
(WEEK 1 TO WEEK 26, 2016)
TOTAL ENTRIES = 761

AGE WISE DISTRIBUTION



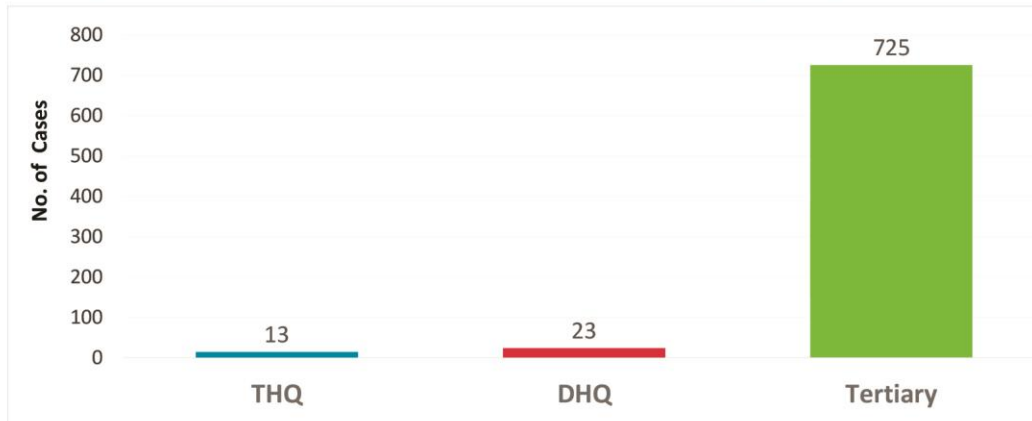
GENDER WISE DISTRIBUTION



* Data as reported from THQ, DHQ & Teaching Hospitals of Punjab

FOCUSING MENINGITIS
(WEEK 1 TO WEEK 26, 2016)
TOTAL ENTRIES = 761

CASES REPORTED FROM VARIOUS TYPES OF HEALTH FACILITIES



LEGEND

● Acute Flaccid Paralysis (AFP)	● Diphtheria (Suspected) (Diph)
● Acute (Upper) Respiratory infections (ARI)	● Dog Bite (DB)
● Acute Viral Hepatitis (Suspected) (AVH)	● Enteric /Typhoid Fever (Suspected) (TF)
● Acute Watery Diarrhea/Cholera (Suspected) (AWD)	● HIV/AIDS (Suspected) (HIV/AIDS)
● Tuberculosis (Suspected) (TB)	● Malaria (Suspected) (Mal)
● Bloody Diarrhea/Dysentery (Suspected) (BD)	● Measles (Suspected) (Meas)

● Pyrexia of Unknown Origin (PUO)	● Cutaneous Leishmaniasis (Suspected) (CL)
● Scabies (Suspected) (Scb)	● Diarrhoea (Acute) (AD)
● Sexually Transmitted Infections (STIs)	● Meningitis (Suspected) (Men)
● Snake Bite (with signs/ symptoms of poisoning) (SB)	● Neonatal Tetanus (Suspected) (NNT)
● Viral Hemorrhagic Fever (Suspected) (VHF)	● Pertussis (Suspected) (Pert)
● Pneumonia (Suspected) (Pneuo)	

H Tehsil Head Quarter THQ	H Rural Health Center RHC	H Teaching Hospital Tertiary
H District Head Quarter DHQ	H Basic Health Unit BHU	H Executive District Officer Health EDO(H)

* Data as reported from THQ, DHQ & Teaching Hospitals of Punjab

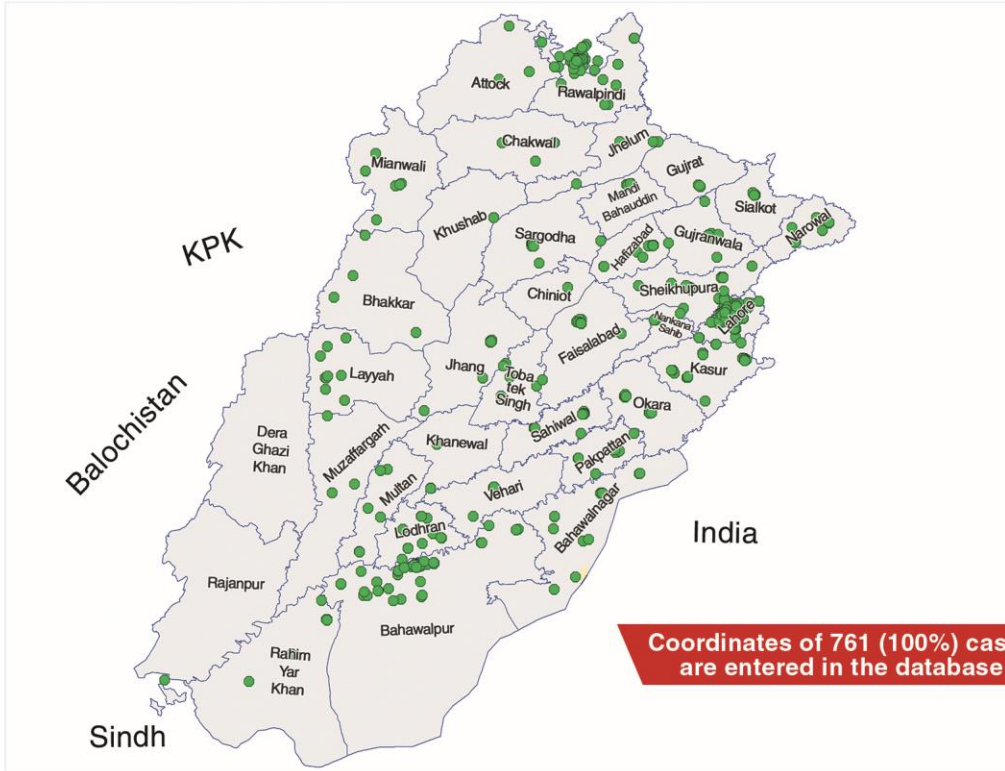
5/8

FOCUSING MENINGITIS

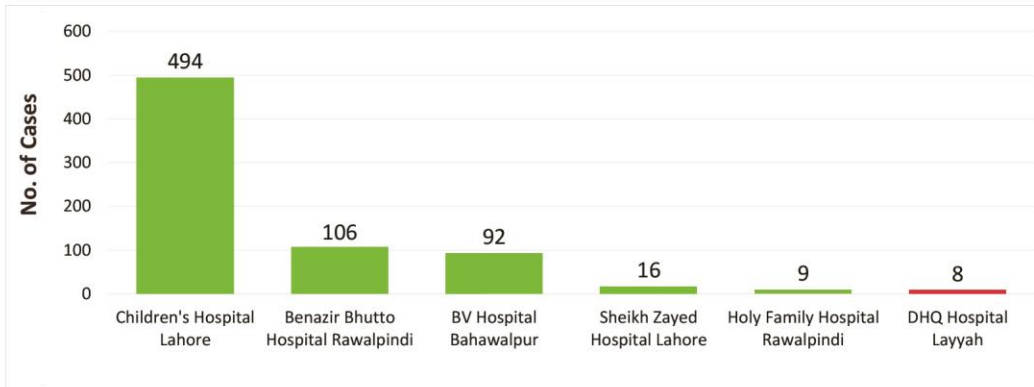
(WEEK 1 TO WEEK 26, 2016)

TOTAL ENTRIES = 761

EPIDEMIOLOGICAL MAP



TOP REPORTING HOSPITALS



* Data as reported from THQ, DHQ & Teaching Hospitals of Punjab

Focusing Disease Wheel

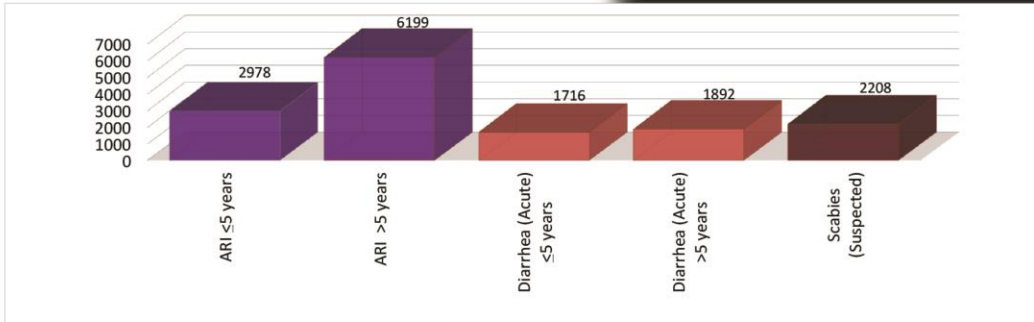
(Week 26, 2016)

TOTAL CASES = 17433

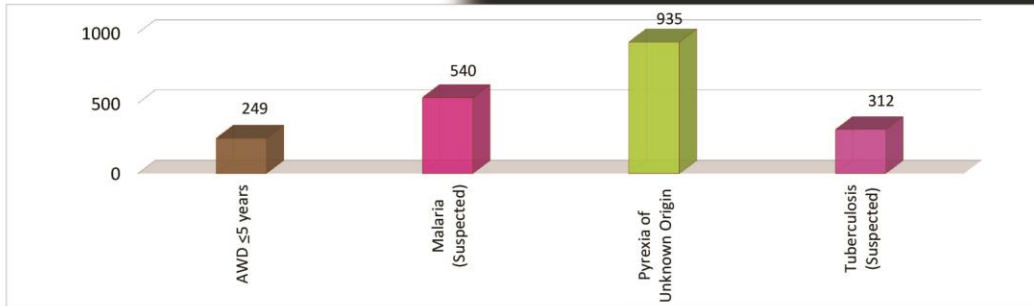


DISEASE WISE DISTRIBUTION

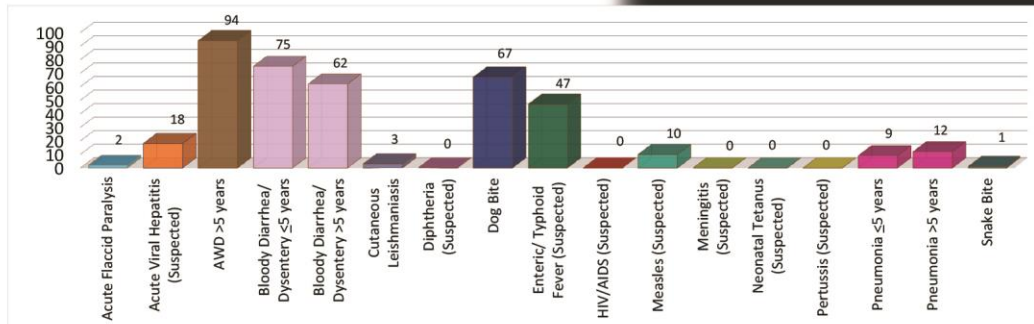
Diseases with number of cases > 1000



Diseases with number of cases between 100 & 1000



Diseases with number of cases < 100



Acute Diarrhea: Cases which do not fit in the definition of Dysentery or Acute Watery Diarrhea

* Data as reported using disease wheel

Focusing Dengue (Week 26, 2016)

Districts	Indoor Surveillance System				Outdoor Surveillance System			
	Number of Houses Checked	Number of Houses Positive	Total Containers Checked	Total Containers Positive	Number of Spots Checked	Number of Spots Positive	Total Containers Checked	Total Containers Positive
ATTOCK	18924	3	52353	6	1769	0	6089	0
BAHAWALNAGAR	49464	0	174463	0	9458	0	14412	0
BAHAWALPUR	46150	0	146192	0	5882	0	10381	0
BHAKKAR	14469	70	43581	0	2872	0	10078	0
CHAKWAL	59103	0	177044	0	6218	0	26625	0
CHINIOT	3377	0	12126	0	1316	0	4299	0
D.G.KHAN	5013	0	11627	0	4743	0	10417	0
FAISALABAD	79206	2	221598	2	43019	4	133708	4
GUJRANWALA	41240	170	129274	0	2376	10	7957	2
GUJRAT	41510	0	174894	0	2679	63	4832	0
HAFIZABAD	21969	0	65772	0	2180	0	3966	0
JEHLUM	11700	40	47458	0	3016	0	6302	0
JHANG	10739	0	31284	1	7143	0	22034	0
KASUR	967	0	3179	0	501	0	1914	0
KHANEWAL	7575	0	16664	0	1818	0	5348	2
KHUSHAB	37256	0	120291	0	9017	0	18006	2
LAHORE	205040	252	1126924	303	37583	25	136730	27
LAYYAH	13020	0	48238	0	1066	23	16300	0
LODHRAN	12530	0	39404	0	3749	0	9717	0
MANDI BAHUDDIN	4900	0	19458	0	4900	0	3591	0
MIANWALI	4597	0	18602	0	3088	0	9122	0
MULTAN	33919	1	184461	1	4396	0	26978	0
MUZAFFARGARH	1202	0	4760	0	799	0	3593	0
NANKANA SAHIB	17171	0	36067	0	4401	0	9262	0
NAROWAL	41750	188	54609	0	6973	0	7428	0
OKARA	42142	0	150230	0	10675	0	18120	0
PAKPATTAN	29755	0	58661	0	12656	0	33885	0
RAHIMYAR KHAN	15368	0	35628	0	7435	0	19181	0
RAJANPUR	11682	0	27956	0	32	0	140	0
RAWALPINDI	120259	390	892474	429	32456	36	164953	18
SAHIWAL	11175	0	7942	0	5520	0	3157	0
SARGODHA	53497	0	112473	0	13672	0	19228	0
SHEIKHUPURA	163246	1	472763	1	17969	45	71975	0
SIALKOT	22462	0	103587	0	7283	72	31906	0
T.T.SINGH	5586	0	17341	0	1199	0	3464	0
VEHARI	54905	0	176999	0	7594	0	6791	0
Total	1312868	1117	5016377	743	287453	278	881889	55