

Epidemiological Week No.27
(3rd July, 2016 to 9th July, 2016)



PUNJAB INFORMATION TECHNOLOGY BOARD HEALTH REPORTING SYSTEM

WEEKLY SITREP

Focusing HIV/AIDS

13 Measles
(Suspected)

6 Bahawalpur

4 Attock

3 Lahore

01 Neonatal Tetanus
(Suspected)

1 Lahore

Patrons in Chief:

Khawaja Salman Rafique (Advisor to CM Punjab on Health) | Chairman, PITB
Secretary Specialized Healthcare and Medical Education Department

Patrons:

Dr. Salman Shahid (AS Technical SHC&ME) | Faisal Yousaf (D.G IT Operations)
Rizwan Rashid (D.G IT) | Director General Health Services Punjab

Editors:

Prof. Maaz Ahmad | Prof. Waseem Akram | Dr. Somia Iqtadar | Dr. Jamshaid Ahmad
Saffain Haider | Dr. Anjum Razzaq | Dr. Nasir Shakir (DS-SHC&ME)

Sub Editors:

Arsalan Manzoor | Sundas Kouser | Moeen Akhter

Designer:

Nida Fatima



Punjab Information
Technology Board



Institute of
Public Health



World Health
Organization
Country office for Pakistan



Specialized Healthcare
and Medical Education
Department



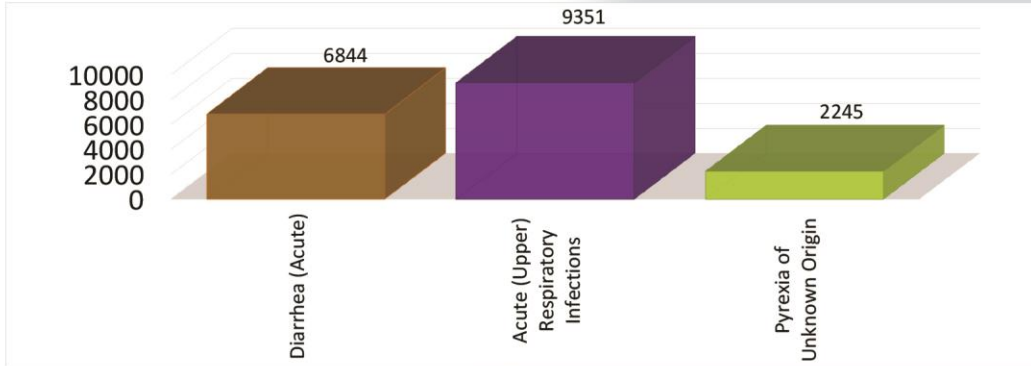
King Edward
Medical University
Lahore



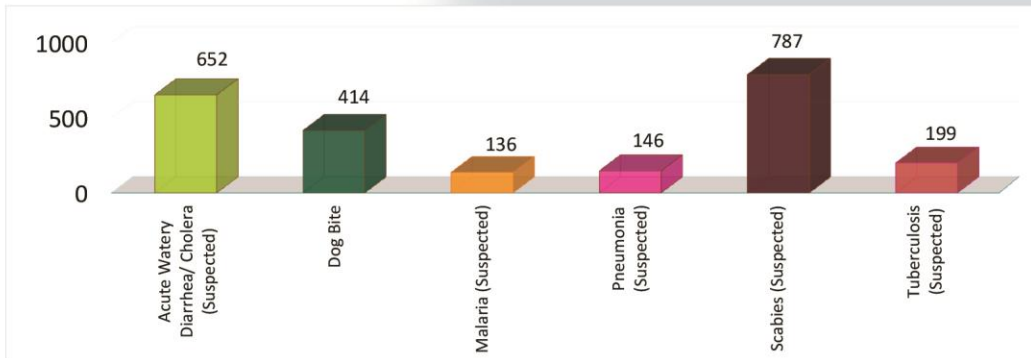
University of
Agriculture Faisalabad

COMMUNICABLE DISEASE SITUATION - PUNJAB (WEEK 27, 2016)

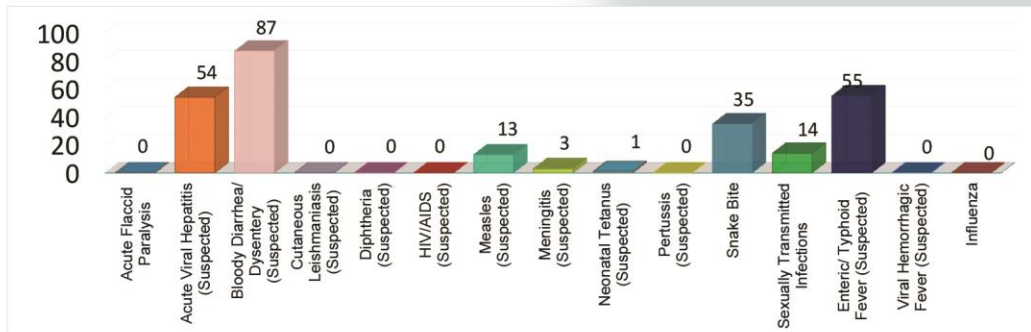
Diseases with number of cases >1000



Diseases with number of cases between 100 & 1000



Diseases with number of cases < 100



Acute Diarrhea: Cases which do not fit in the definition of Dysentery or Acute Watery Diarrhea

* Data as reported from THQ, DHQ & Teaching Hospitals of Punjab

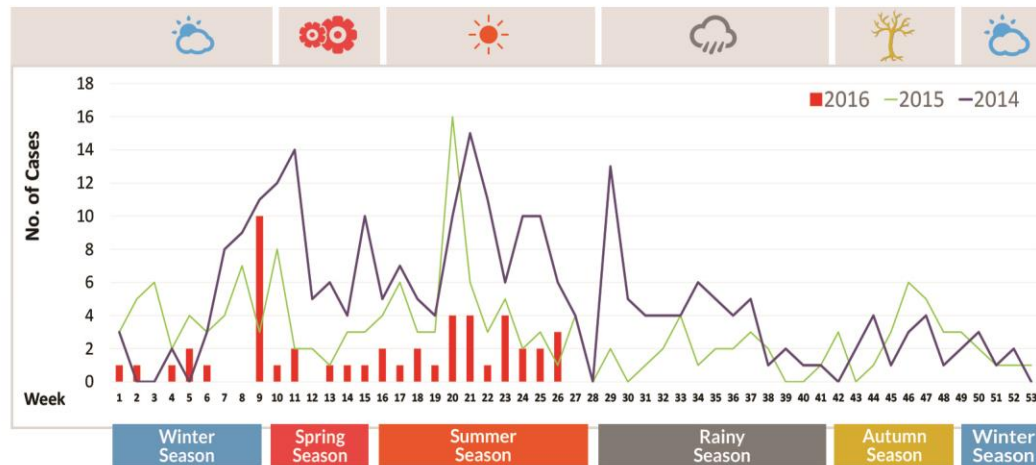
FOCUSING HIV/AIDS (WEEK 1 TO WEEK 27, 2016) TOTAL ENTRIES = 48

CASE DEFINITION

- The presence, in a patient not exhibiting pronounced malnutrition or cancer or therapeutic (or congenital) immunosuppression of:
 - At least three of the four major symptoms
 - Associated with one of the minor symptoms.
 - Four clinical signs that are invariably or almost invariably present, termed major symptoms:
 - Significant weight loss exceeding 10% of body weight (100% of cases)
 - Considerable asthenia (100% of cases)
 - Chronic diarrhoea with no apparent cause lasting for more than one month (80% of cases).
 - Prolonged or intermittent and recurring fever (70% of cases)
- Other symptoms known as minor symptoms are less frequent but are often associated in a significant manner with the preceding symptoms. These are:
 - Respiratory signs, in particular a cough persisting for more than one month.
 - Muco-cutaneous signs, in particular:
 - Generalized pruritic dermatosis.
 - Relapsing herpes zoster.
 - Oropharyngeal candidiasis.
 - Chronic and relapsing ulcerative herpes infection.
 - Generalized adenopathy.
 - Tuberculosis is often associated with LAV/HTLV-III virus infection.

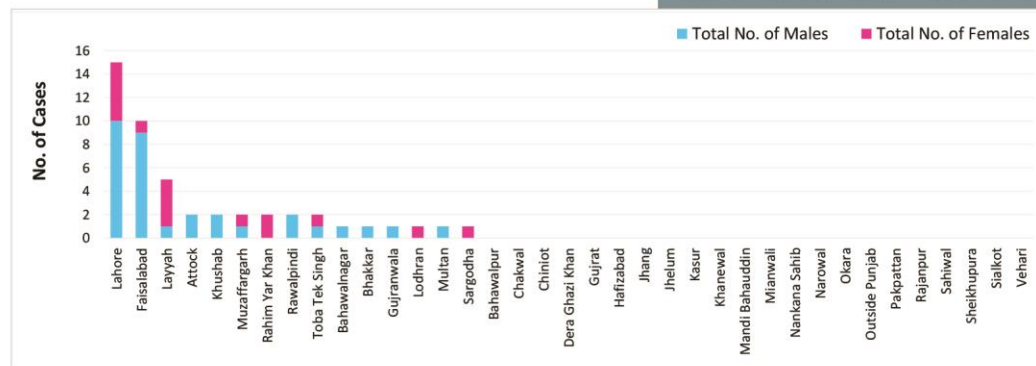
On the other hand, generalized Kaposi's sarcoma in its non-classical form is sufficient for the diagnosis of AIDS. The occurrence of cryptococcal meningitis is also sufficient for the diagnosis of AIDS.

WEEK WISE DISTRIBUTION



DISTRICT WISE DISTRIBUTION

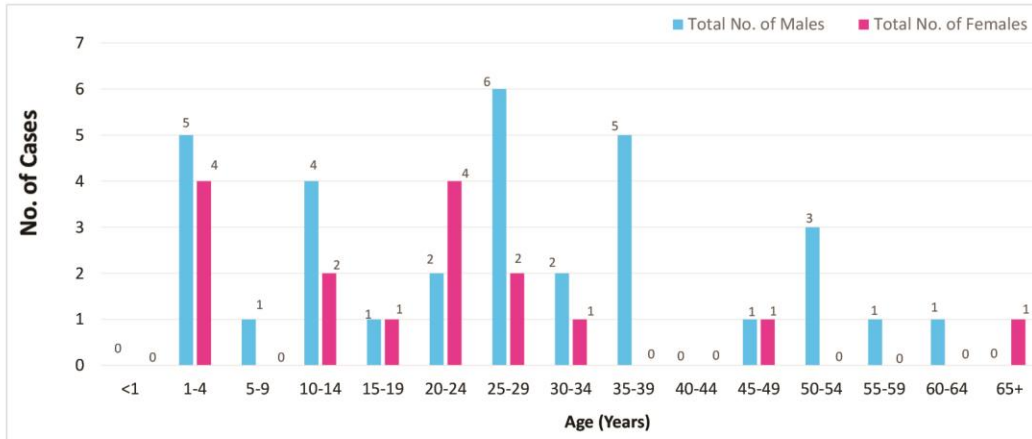
Residential district of the patients



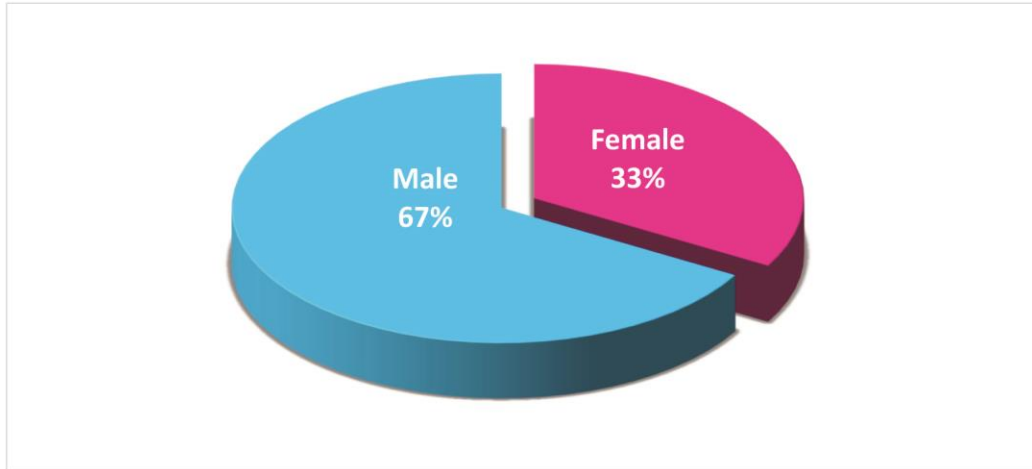
* Data as reported from THQ, DHQ & Teaching Hospitals of Punjab

FOCUSING HIV/AIDS
(WEEK 1 TO WEEK 27, 2016)
TOTAL ENTRIES = 48

AGE WISE DISTRIBUTION



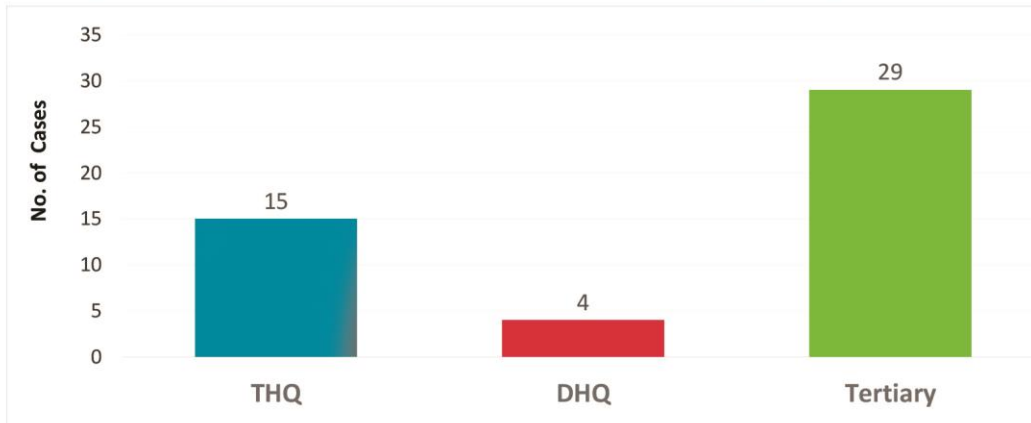
GENDER WISE DISTRIBUTION



* Data as reported from THQ, DHQ & Teaching Hospitals of Punjab

FOCUSING HIV/AIDS
(WEEK 1 TO WEEK 27, 2016)
TOTAL ENTRIES = 48

CASES REPORTED FROM VARIOUS TYPES OF HEALTH FACILITIES



LEGEND

● Acute Flaccid Paralysis (AFP)	● Diphtheria (Suspected) (Diph)
● Acute (Upper) Respiratory infections (ARI)	● Dog Bite (DB)
● Acute Viral Hepatitis (Suspected) (AVH)	● Enteric /Typhoid Fever (Suspected) (TF)
● Acute Watery Diarrhea/Cholera (Suspected) (AWD)	● HIV/AIDS (Suspected) (HIV/AIDS)
● Tuberculosis (Suspected) (TB)	● Malaria (Suspected) (Mal)
● Bloody Diarrhea/Dysentery (Suspected) (BD)	● Measles (Suspected) (Meas)

● Pyrexia of Unknown Origin (PUO)	● Cutaneous Leishmaniasis (Suspected) (CL)
● Scabies (Suspected) (Scb)	● Diarrhoea (Acute) (AD)
● Sexually Transmitted Infections (STIs)	● Meningitis (Suspected) (Men)
● Snake Bite (with signs/ symptoms of poisoning) (SB)	● Neonatal Tetanus (Suspected) (NNT)
● Viral Hemorrhagic Fever (Suspected) (VHF)	● Pertussis (Suspected) (Pert)
● Pneumonia (Suspected) (Pneuo)	

H Tehsil Head Quarter THQ	H Rural Health Center RHC	H Teaching Hospital Tertiary
H District Head Quarter DHQ	H Basic Health Unit BHU	H Executive District Officer Health EDO(H)

* Data as reported from THQ, DHQ & Teaching Hospitals of Punjab

5/8

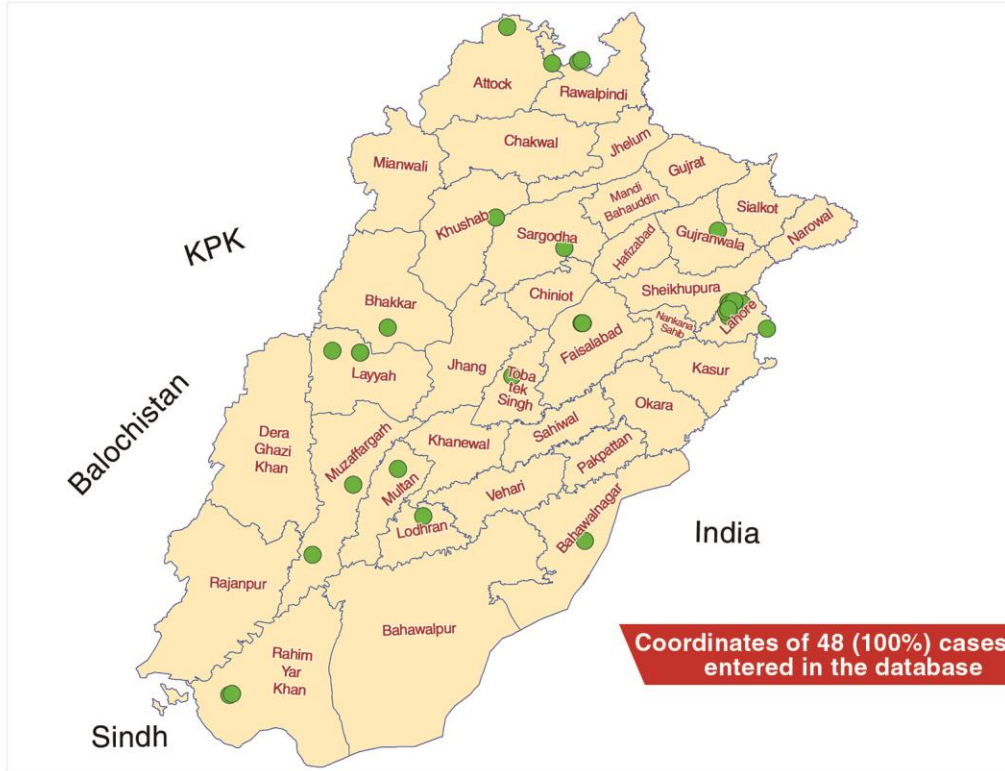
HEALTH REPORTING SYSTEM

Epidemiological Week No.27 (3rd July, 2016 to 9th July, 2016)

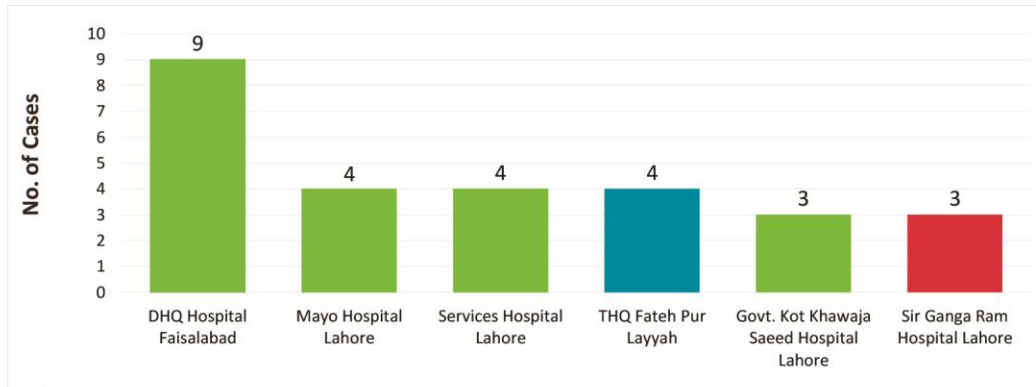
WEEKLY SITREP

FOCUSING HIV/AIDS
(WEEK 1 TO WEEK 27, 2016)
TOTAL ENTRIES = 48

EPIDEMIOLOGICAL MAP



TOP REPORTING HOSPITALS



* Data as reported from THQ, DHQ & Teaching Hospitals of Punjab

6/8

HEALTH REPORTING SYSTEM

Epidemiological Week No.27 (3rd July, 2016 to 9th July, 2016)

WEEKLY SITREP

Focusing Disease Wheel

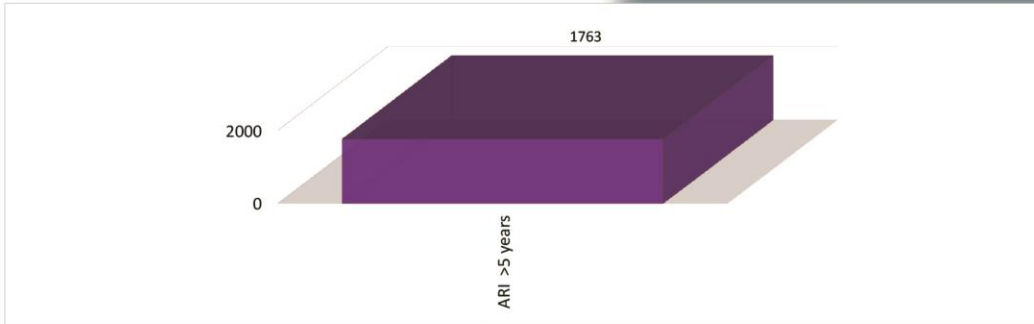
(Week 27, 2016)

TOTAL CASES = 17433

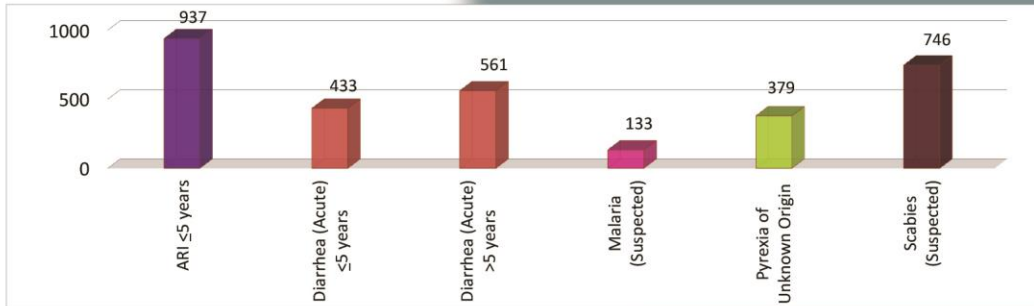


DISEASE WISE DISTRIBUTION

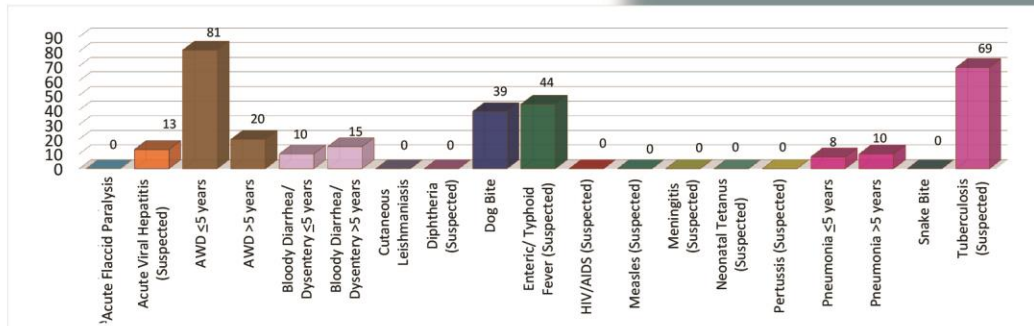
Diseases with number of cases >1000



Diseases with number of cases between 100 & 1000



Diseases with number of cases < 100



Acute Diarrhea: Cases which do not fit in the definition of Dysentery or Acute Watery Diarrhea

* Data as reported using disease wheel

7/8

Focusing Dengue (Week 27, 2016)

Districts	Indoor Surveillance System				Outdoor Surveillance System			
	Number of Houses Checked	Number of Houses Positive	Total Containers Checked	Total Containers Positive	Number of Spots Checked	Number of Spots Positive	Total Containers Checked	Total Containers Positive
ATTOCK	8344	0	24476	0	855	0	2879	0
BAHAWALNAGAR	66629	0	220881	0	13219	0	23885	0
BAHAWALPUR	48764	0	149521	0	6819	167	12399	0
BHAKKAR	3264	0	10775	0	863	0	3762	0
CHAKWAL	30843	0	112412	0	3333	0	14428	0
CHINIOT	22	0	70	0	1102	0	3524	0
D.G.KHAN	5618	0	12726	0	5177	0	11238	0
FAISALABAD	48512	3	155092	3	25705	1	87297	1
GUJRANWALA	10751	0	30904	0	820	308	4542	0
GUJRAT	8727	0	39925	0	408	6	1065	0
HAFIZABAD	10056	0	30162	0	2811	0	7503	0
JEHLUM	8625	0	39271	0	1939	0	4229	0
JHANG	4293	0	12762	0	3037	0	9224	0
KASUR	22209	0	93203	0	1210	97	5054	0
KHANEWAL	6000	0	13838	0	1489	0	4335	0
KHUSHAB	124	0	572	0	0	0	0	0
LAHORE	118565	87	641020	88	23332	9	88374	10
LAYYAH	412	0	1541	0	637	0	1446	0
LODHRAN	4724	0	15618	0	925	0	643	0
MANDI BAHUDDIN	925	0	3864	0	1146	0	3607	0
MIANWALI	1246	0	4912	0	1624	0	13139	0
MULTAN	11932	0	64563	0	202	0	955	0
MUZAFFARGARH	400	0	1711	1	2337	0	5196	0
NANKANA SAHIB	8928	0	18873	0	3506	0	3117	0
NAROWAL	31490	0	33298	0	11229	0	18444	0
OKARA	43899	0	149076	0	8742	0	25499	0
PAKPATTAN	19102	0	39905	0	6610	0	13137	0
RAHIMYAR KHAN	9068	0	21725	0	1413	0	5142	0
RAJANPUR	8508	0	21186	0	17178	38	90652	14
RAWALPINDI	64851	147	400040	150	1000	20	581	0
SARGODHA	50621	0	97508	0	12705	0	18320	0
SHEIKHUPURA	96745	2	274009	22	12043	26	43806	6
SIALKOT	18485	0	86565	0	6303	100	31130	0
T.T.SINGH	115	0	370	0	256	0	690	0
VEHARI	31236	0	130269	0	6408	20	6758	0
Total	804033	239	2952643	264	186383	792	566000	31