




PUNJAB INFORMATION TECHNOLOGY BOARD HEALTH REPORTING SYSTEM

WEEKLY SITREP



14 Acute Flaccid Paralysis

- 6 Lahore
- 2 Sialkot
- 1 Khushab
- 1 Toba Tek Singh
- 2 Layyah
- 1 Faisalabad
- 1 Narowal

06 HIV/AIDS

(Suspected)

- 5 Lahore
- 1 Multan

01 Diphtheria (Suspected)

- 1 Lahore

01 Neonatal Tetanus

(Suspected)

- 1 Lahore

Focusing STIs

Epidemiological Week No.28 (10th July, 2016 to 16th July, 2016)

Patrons in Chief:

Khawaja Salman Rafique (Advisor to CM Punjab on Health) | Chairman, PITB
Secretary Specialized Healthcare and Medical Education Department

Patrons:

Dr. Salman Shahid (AS Technical SHC&ME) | Faisal Yousaf (D.G IT Operations)
Rizwan Rashid (D.G IT) | Director General Health Services Punjab

Editors:

Prof. Maaz Ahmad | Prof. Waseem Akram | Dr. Somia Iqtadar | Dr. Jamshaid Ahmad
Saffain Haider | Dr. Anjum Razzaq | Dr. Nasir Shakir (DS-SHC&ME)

Sub Editors:

Arsalan Manzoor | Sundas Kouser | Moeen Akhter

Designer:

Nida Fatima



Punjab Information
Technology Board



Institute of
Public Health



World Health
Organization
Country office for Pakistan



Specialized Healthcare
and Medical Education
Department



King Edward
Medical University
Lahore



University of
Agriculture Faisalabad

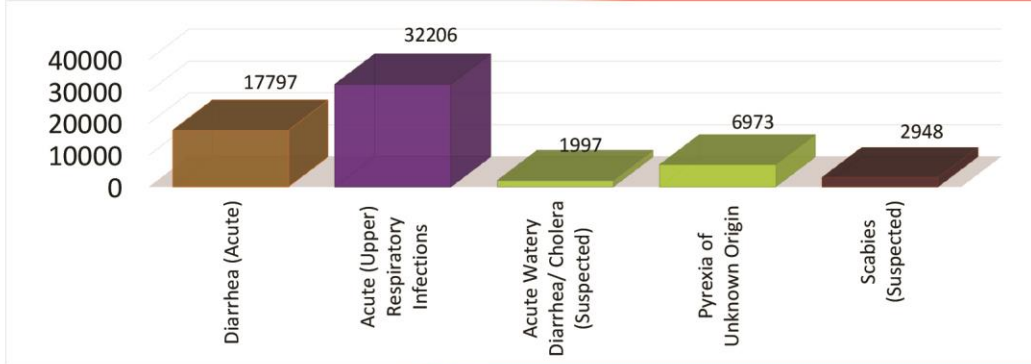
HEALTH REPORTING SYSTEM

Epidemiological Week No.28 (10th July, 2016 to 16th July, 2016)

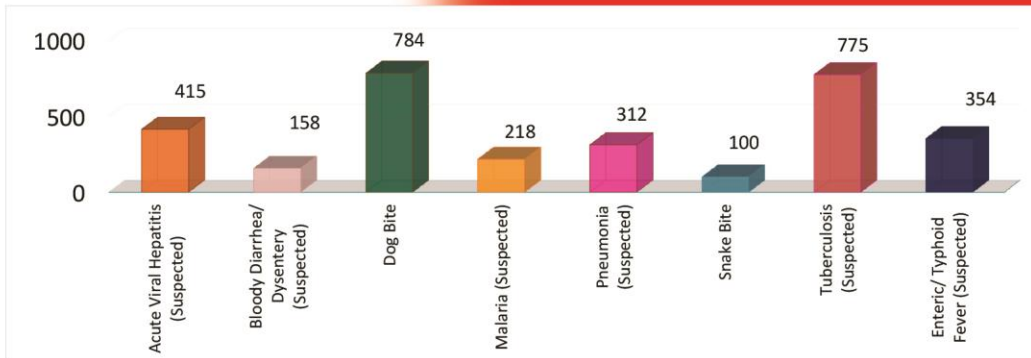
WEEKLY SITREP

COMMUNICABLE DISEASE SITUATION - PUNJAB (WEEK 28, 2016)

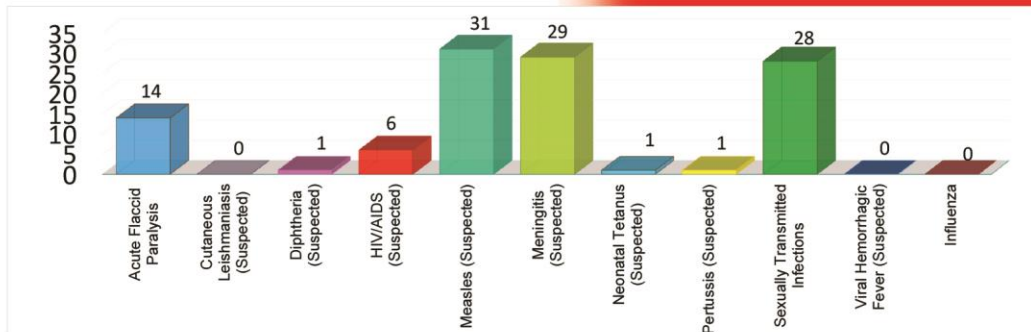
Diseases with number of cases >1000



Diseases with number of cases between 100 & 1000



Diseases with number of cases < 100



Acute Diarrhea: Cases which do not fit in the definition of Dysentery or Acute Watery Diarrhea

2/8

* Data as reported from THQ, DHQ & Teaching Hospitals of Punjab

HEALTH REPORTING SYSTEM

Epidemiological Week No.28 (10th July, 2016 to 16th July, 2016)

WEEKLY SITREP

FOCUSING SEXUALLY TRANSMITTED INFECTIONS

(WEEK 1 TO WEEK 28, 2016)

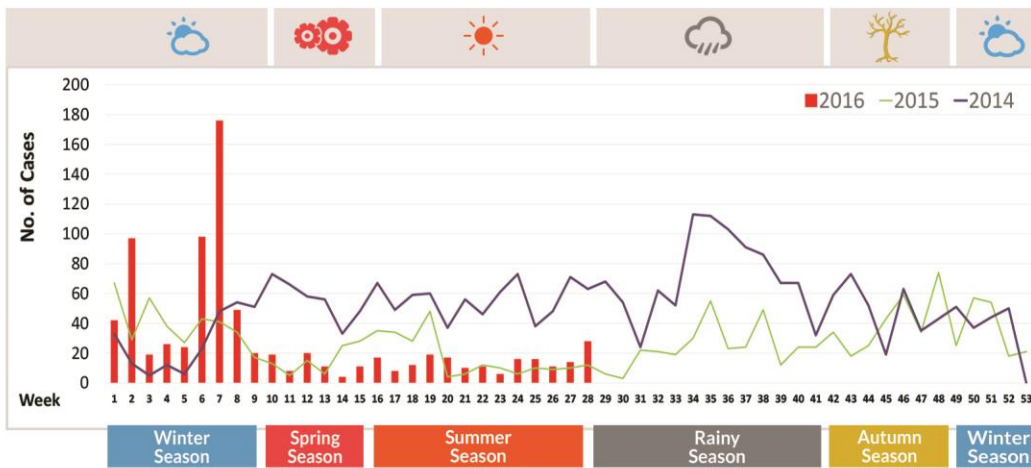
TOTAL ENTRIES = 809

CASE DEFINITION

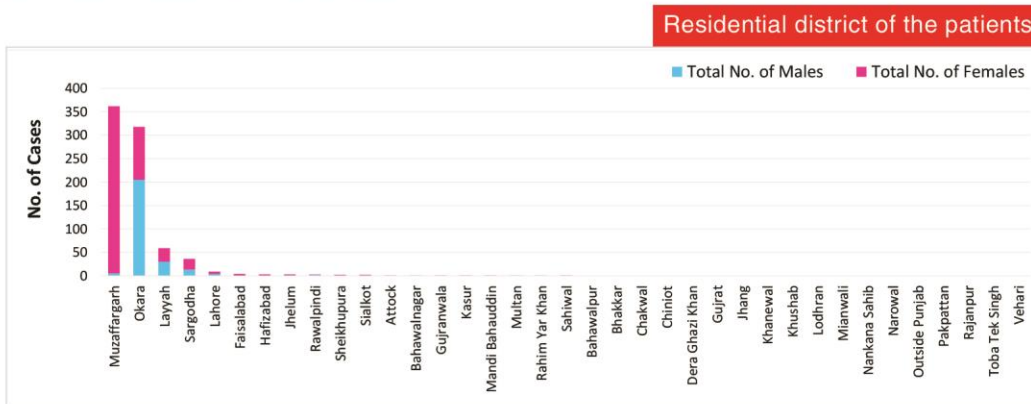
Sexually transmitted infections (STIs) are infections that are spread primarily through person-to-person sexual contact. There are more than 30 different sexually transmissible bacteria, viruses and parasites.

The most common conditions they cause are Gonorrhoea, Chlamydial infection, Syphilis, Trichomoniasis, Chancroid, Genital Herpes, Genital Warts, Human Immunodeficiency Virus (HIV/AIDS) Infection and Hepatitis B Infection.

WEEK WISE DISTRIBUTION



DISTRICT WISE DISTRIBUTION



* Data as reported from THQ, DHQ & Teaching Hospitals of Punjab

3/8

HEALTH REPORTING SYSTEM

Epidemiological Week No.28 (10th July, 2016 to 16th July, 2016)

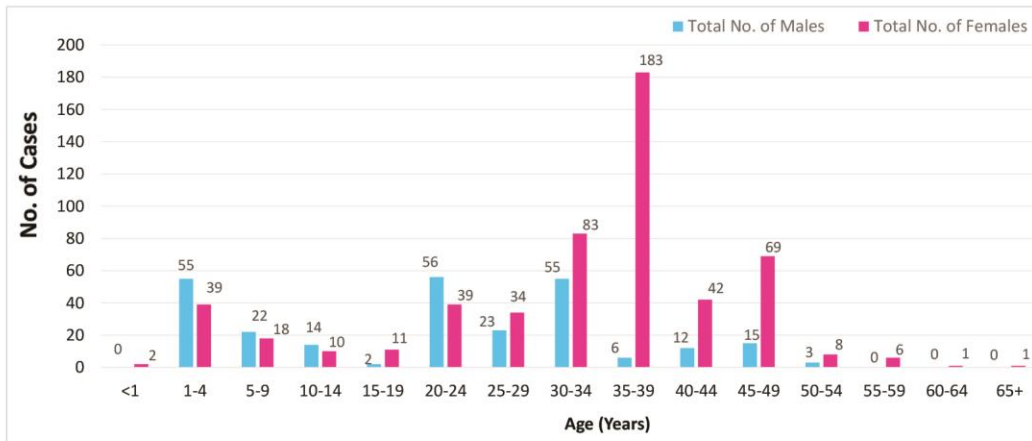
WEEKLY SITREP

FOCUSING SEXUALLY TRANSMITTED INFECTIONS

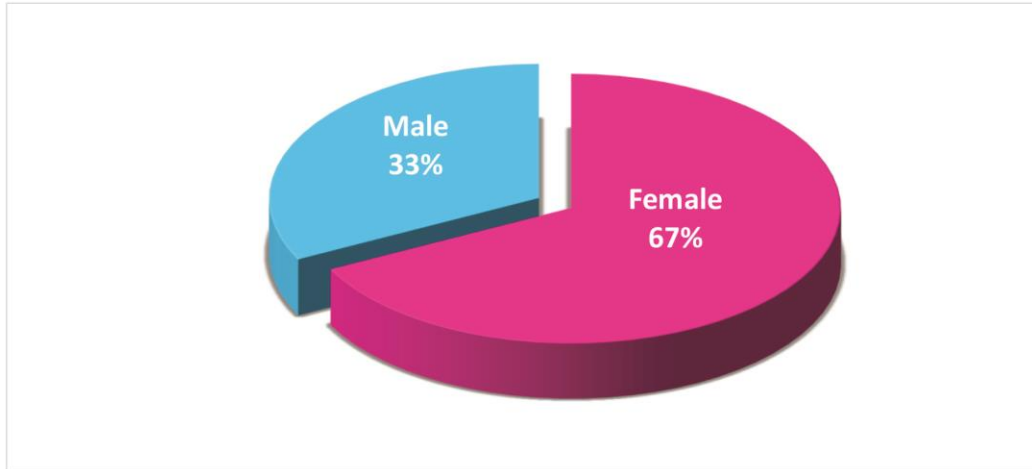
(WEEK 1 TO WEEK 28, 2016)

TOTAL ENTRIES = 809

AGE WISE DISTRIBUTION



GENDER WISE DISTRIBUTION



* Data as reported from THQ, DHQ & Teaching Hospitals of Punjab

4/8

HEALTH REPORTING SYSTEM

Epidemiological Week No.28 (10th July, 2016 to 16th July, 2016)

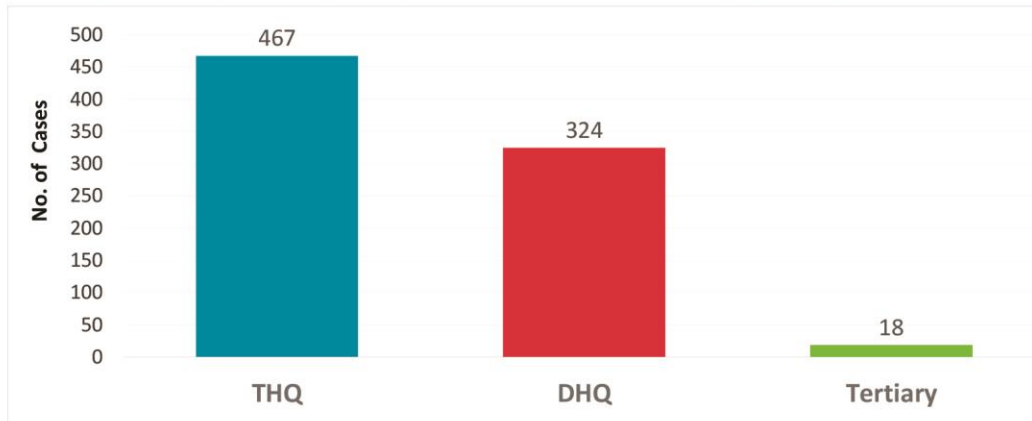
WEEKLY SITREP

FOCUSING SEXUALLY TRANSMITTED INFECTIONS

(WEEK 1 TO WEEK 28, 2016)

TOTAL ENTRIES = 809

CASES REPORTED FROM VARIOUS TYPES OF HEALTH FACILITIES



LEGEND

● Acute Flaccid Paralysis (AFP)	● Diphtheria (Suspected) (Diph)
● Acute (Upper) Respiratory infections (ARI)	● Dog Bite (DB)
● Acute Viral Hepatitis (Suspected) (AVH)	● Enteric /Typhoid Fever (Suspected) (TF)
● Acute Watery Diarrhea/Cholera (Suspected) (AWD)	● HIV/AIDS (Suspected) (HIV/AIDS)
● Tuberculosis (Suspected) (TB)	● Malaria (Suspected) (Mal)
● Bloody Diarrhea/Dysentery (Suspected) (BD)	● Measles (Suspected) (Meas)

● Pyrexia of Unknown Origin (PUO)	● Cutaneous Leishmaniasis (Suspected) (CL)
● Scabies (Suspected) (Scb)	● Diarrhoea (Acute) (AD)
● Sexually Transmitted Infections (STIs)	● Meningitis (Suspected) (Men)
● Snake Bite (with signs/ symptoms of poisoning) (SB)	● Neonatal Tetanus (Suspected) (NNT)
● Viral Hemorrhagic Fever (Suspected) (VHF)	● Pertussis (Suspected) (Pert)
● Pneumonia (Suspected) (Pneuo)	

H Tehsil Head Quarter THQ	H Rural Health Center RHC	H Teaching Hospital Tertiary
H District Head Quarter DHQ	H Basic Health Unit BHU	H Executive District Officer Health EDO(H)

* Data as reported from THQ, DHQ & Teaching Hospitals of Punjab

5/8

HEALTH REPORTING SYSTEM

Epidemiological Week No.28 (10th July, 2016 to 16th July, 2016)

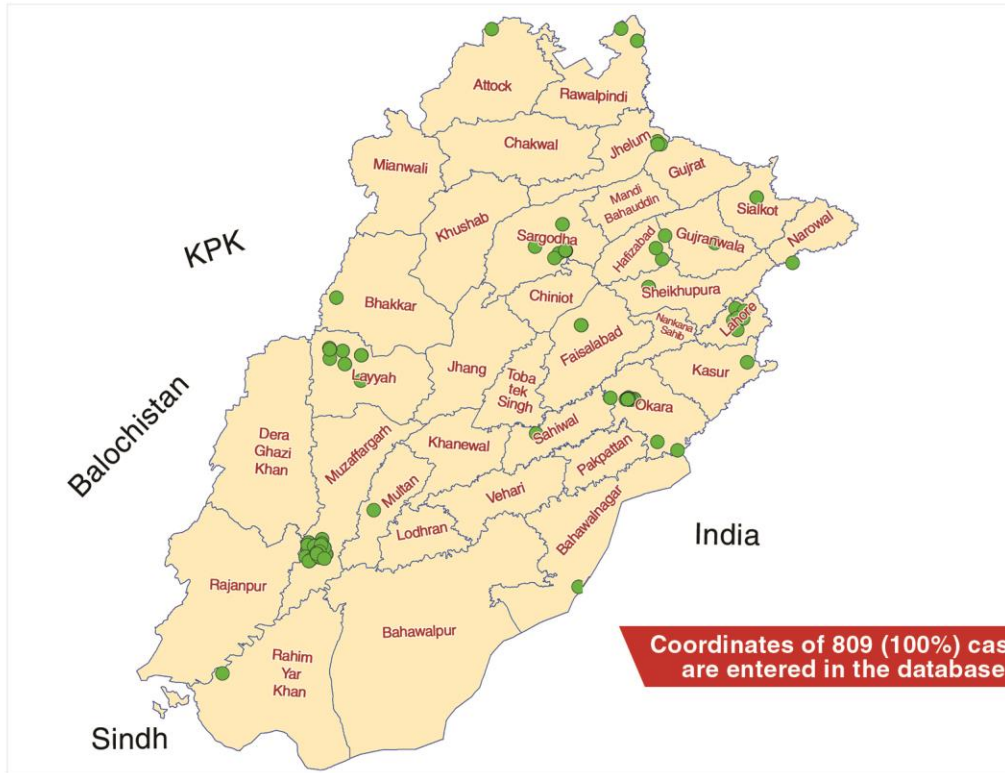
WEEKLY SITREP

FOCUSING SEXUALLY TRANSMITTED INFECTIONS

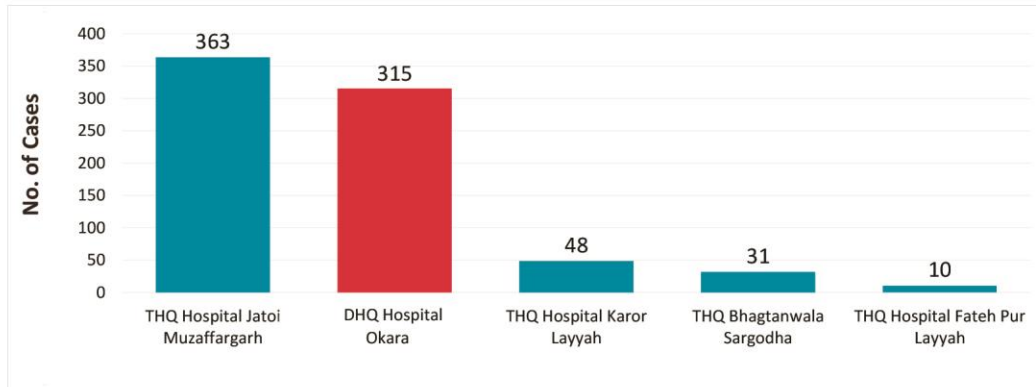
(WEEK 1 TO WEEK 28, 2016)

TOTAL ENTRIES = 809

EPIDEMIOLOGICAL MAP



TOP REPORTING HOSPITALS



* Data as reported from THQ, DHQ & Teaching Hospitals of Punjab

6/8

HEALTH REPORTING SYSTEM

Epidemiological Week No.28 (10th July, 2016 to 16th July, 2016)

WEEKLY SITREP

Focusing Disease Wheel

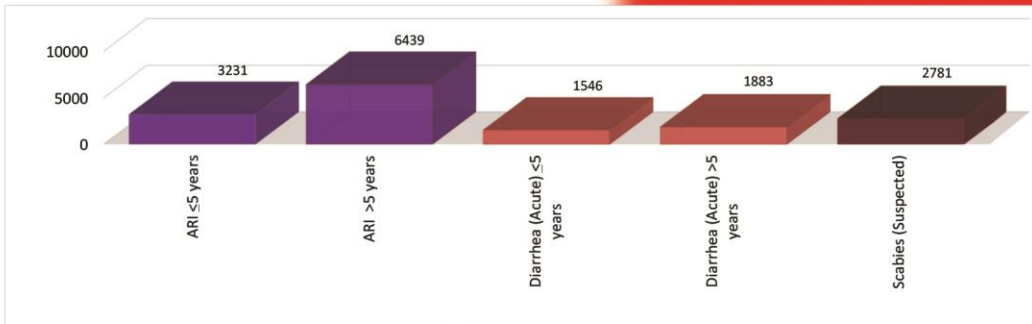
(Week 28, 2016)

TOTAL CASES = 18397

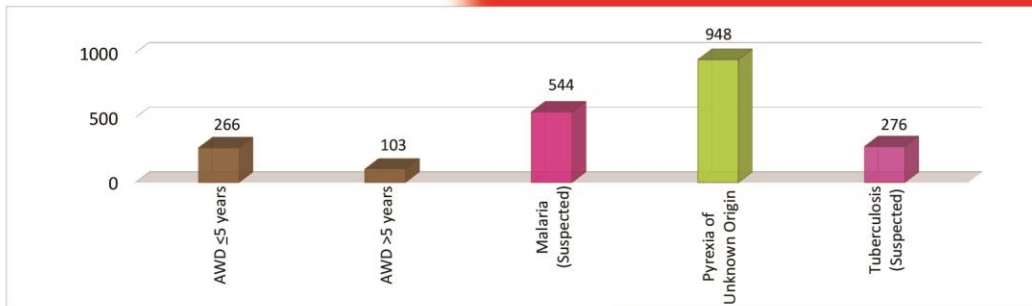


DISEASE WISE DISTRIBUTION

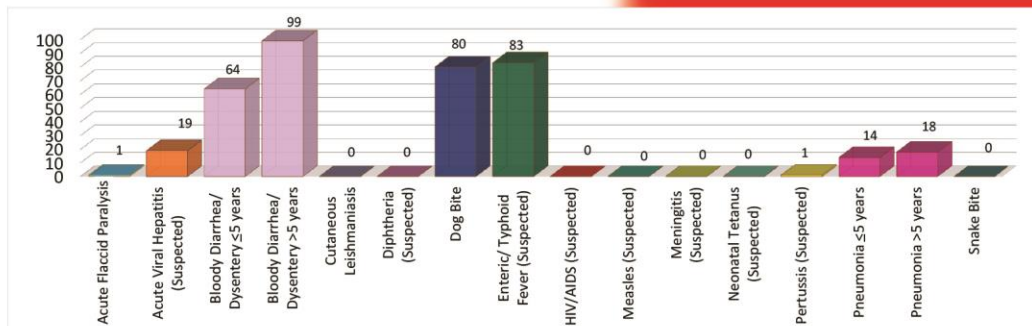
Diseases with number of cases >1000



Diseases with number of cases between 100 & 1000



Diseases with number of cases < 100



Acute Diarrhea: Cases which do not fit in the definition of Dysentery or Acute Watery Diarrhea

* Data as reported using disease wheel

7/8

HEALTH REPORTING SYSTEM

Epidemiological Week No.28 (10th July, 2016 to 16th July, 2016)

WEEKLY SITREP

Focusing Dengue (Week 28, 2016)

Districts	Indoor Surveillance				Outdoor Surveillance			
	Number of Houses Checked	Number of Houses Positive	Total Containers Checked	Total Containers Positive	Number of Spots Checked	Number of Spots Positive	Total Containers Checked	Total Containers Positive
ATTOCK	18791	1	55460	5	2201	3	7021	5
BAHAWALNAGAR	60906	0	206653	0	11340	0	19683	0
BAHAWALPUR	67291	0	205180	0	5680	0	11369	0
BHAKKAR	17404	0	52149	0	4096	0	16037	0
CHAKWAL	51672	0	181360	0	5405	0	24245	0
CHINIOT	802	0	637	0	1304	0	4044	0
D.G.KHAN	18718	0	42266	0	16412	0	35837	0
FAISALABAD	56069	40	184740	40	40001	25	126251	26
GUJRANWALA	38364	0	101951	4	2540	1	9526	3
GUJRAT	47443	0	169429	0	3008	0	4700	0
HAFIZABAD	17733	0	51311	0	2429	0	3891	0
JHELUM	7950	0	30530	0	1271	0	2624	0
JHANG	4858	0	17115	0	8764	0	27446	0
KASUR	20776	0	79532	0	789	0	2924	0
KHANEWAL	7500	0	17699	0	1800	0	5446	0
KHUSHAB	18176	0	43355	0	15397	0	37709	0
LAHORE	269360	1108	1479183	1128	47368	144	175470	152
LAYYAH	13226	0	51448	0	1077	0	13734	0
LODHRAN	9930	0	29381	0	2804	0	5736	0
MIANWALI	4378	0	16796	0	2661	0	7848	0
MULTAN	46724	13	265217	13	6225	1	42490	1
MUZAFFARGARH	2748	0	8471	0	1674	0	5462	0
NANKANA SAHIB	17830	0	35858	0	4728	0	9251	0
NAROWAL	30064	0	43293	0	4207	0	5295	0
OKARA	60134	0	207526	0	11018	0	18307	2
PAKPATTAN	29987	0	59576	0	13291	0	32246	0
RAHIMYAR KHAN	19700	0	47940	0	7263	0	13370	0
RAJANPUR	30436	0	98188	0	18707	0	26761	0
RAWALPINDI	138638	760	1078618	812	34956	127	196846	133
SAHIWAL	35925	0	49859	0	8596	0	11302	11
SARGODHA	61528	0	135900	0	18443	0	26345	0
SHEIKHUPURA	132897	7	338919	7	12933	1	35634	2
SIALKOT	20758	0	98609	0	6986	0	36912	0
T.T.SINGH	1701	0	4343	0	689	0	1860	0
VEHARI	55763	0	203459	3	7236	0	8523	0
Total	1436180	1929	5691951	2012	333299	302	1012145	335

8/8