



PUNJAB INFORMATION TECHNOLOGY BOARD HEALTH REPORTING SYSTEM

WEEKLY SITREP



Focusing Pyrexia of Unknown Origin

Epidemiological Week No.29 (17th July, 2016 to 23rd July, 2016)

Patrons in Chief:

Khawaja Salman Rafique (Advisor to CM Punjab on Health) | Chairman, PITB
Secretary Specialized Healthcare and Medical Education Department

Patrons:

Dr. Salman Shahid (AS Technical SHC&ME) | Faisal Yousaf (D.G IT Operations)
Rizwan Rashid (D.G IT) | Director General Health Services Punjab

Editors:

Prof. Maaz Ahmad | Prof. Waseem Akram | Dr. Somia Iqtadar
Dr. Jamshaid Ahmad | Saflain Haider | Dr. Anjum Razzaq
Dr. Nasir Shakir (DS-SHC&ME)

Sub Editors:

Arsalan Manzoor | Sundas Kouser | Moeen Akhter

Designer:

Nida Fatima

32 Measles

25 Rahim Yar Khan

4 Lahore 1 Rawalpindi

1 Pakpattan 1 Kasur

12 Acute Flaccid Paralysis (Suspected)

7 Lahore 2 Toba Tek Singh

2 Faisalabad 1 Jhelum



07 HIV/AIDS (Suspected)

6 Lahore

1 Faisalabad

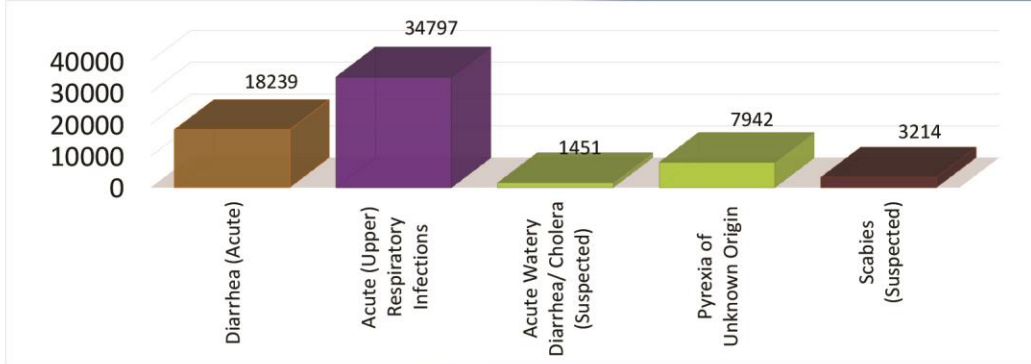
06 Neonatal Tetanus (Suspected)

6 Rahim Yar Khan

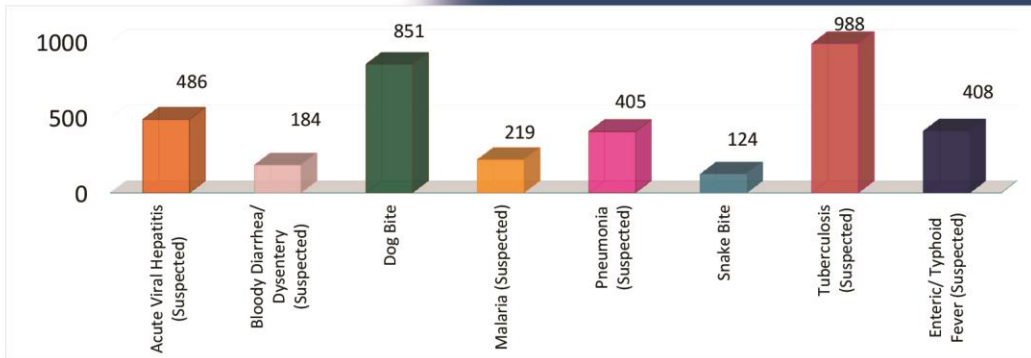


COMMUNICABLE DISEASE SITUATION - PUNJAB (WEEK 29, 2016)

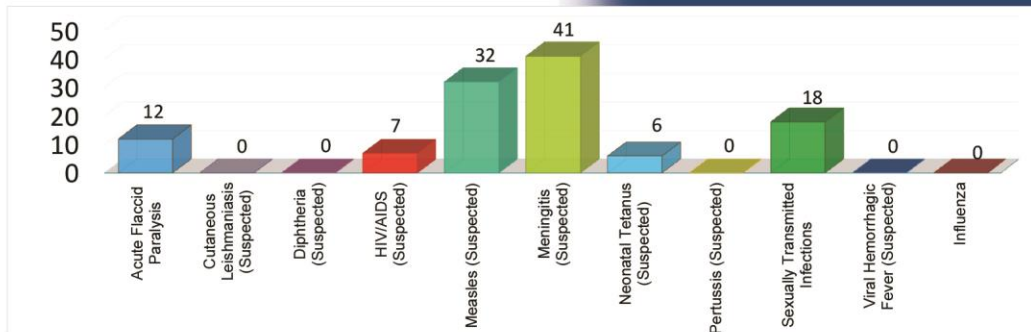
Diseases with number of cases >1000



Diseases with number of cases between 100 & 1000



Diseases with number of cases < 100



Acute Diarrhea: Cases which do not fit in the definition of Dysentery or Acute Watery Diarrhea

* Data as reported from THQ, DHQ & Teaching Hospitals of Punjab

FOCUSING PYREXIA OF UNKNOWN ORIGIN

(WEEK 1 TO WEEK 29, 2016)

TOTAL ENTRIES = 183929

CASE DEFINITION

Unexplained Fever: Fever (body temperature >101.5 °F) for >48 hours and without other known etiology.

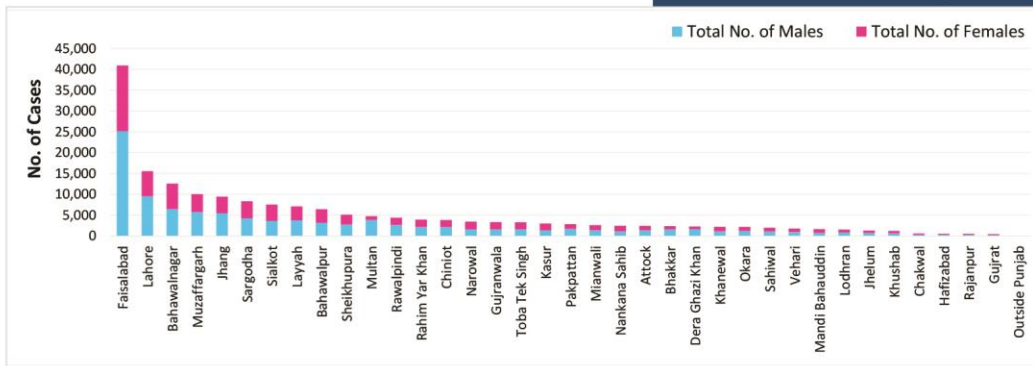
Pyrexia of Unknown Origin: A patient having Fever of > 101.5 °F for more than 3 weeks with no established diagnosis despite appropriate investigation for 1 week.

WEEK WISE DISTRIBUTION



DISTRICT WISE DISTRIBUTION

Residential district of the patients



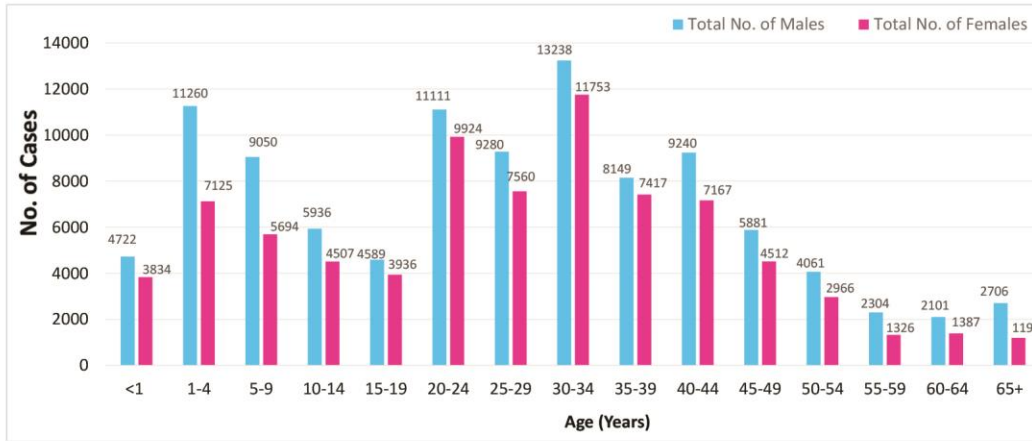
* Data as reported from THQ, Non-Teaching DHQ & Teaching Hospitals of Punjab

FOCUSING PYREXIA OF UNKNOWN ORIGIN

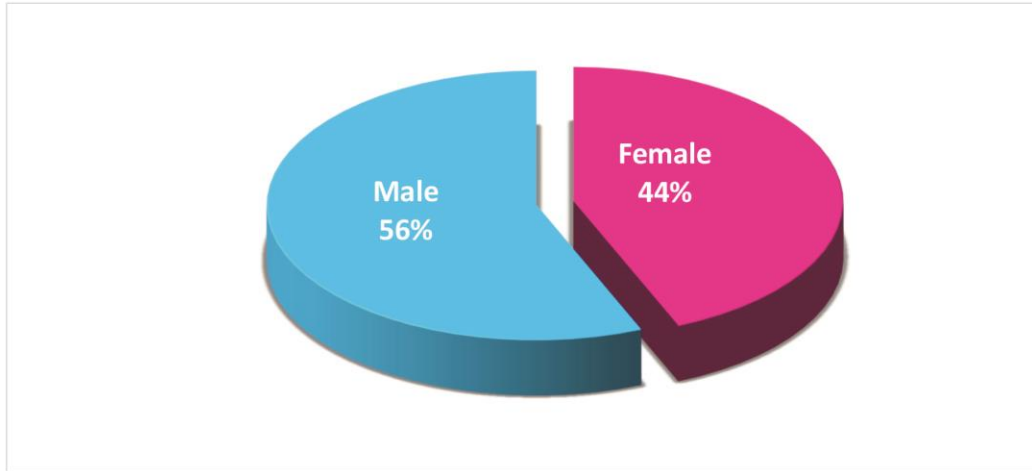
(WEEK 1 TO WEEK 29, 2016)

TOTAL ENTRIES = 183929

AGE WISE DISTRIBUTION



GENDER WISE DISTRIBUTION



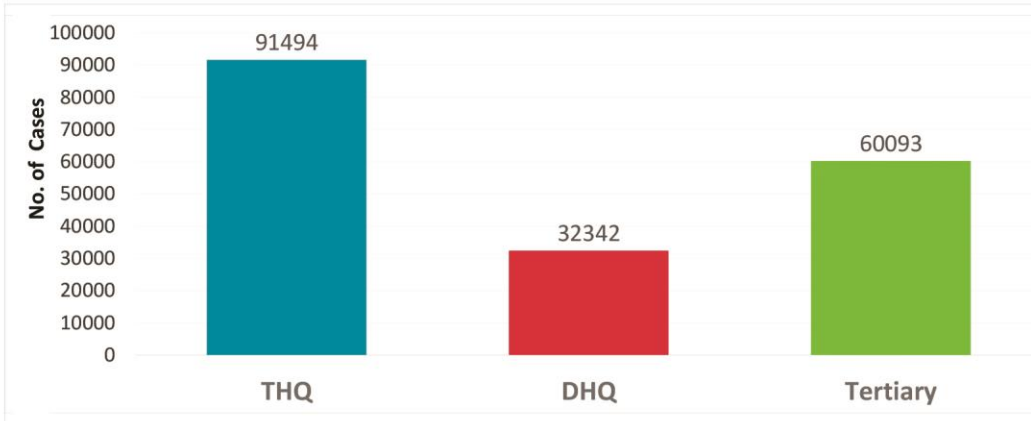
* Data as reported from THQ, Non-Teaching DHQ & Teaching Hospitals of Punjab

FOCUSING PYREXIA OF UNKNOWN ORIGIN

(WEEK 1 TO WEEK 29, 2016)

TOTAL ENTRIES = 183929

CASES REPORTED FROM VARIOUS TYPES OF HEALTH FACILITIES



LEGEND

● Acute Flaccid Paralysis (AFP)	● Diphtheria (Suspected) (Diph)	
● Acute (Upper) Respiratory infections (ARI)	● Dog Bite (DB)	
● Acute Viral Hepatitis (Suspected) (AVH)	● Enteric /Typhoid Fever (Suspected) (TF)	
● Acute Watery Diarrhea/Cholera (Suspected) (AWD)	● HIV/AIDS (Suspected) (HIV/AIDS)	
● Tuberculosis (Suspected) (TB)	● Malaria (Suspected) (Mal)	
● Bloody Diarrhea/Dysentery (Suspected) (BD)	● Measles (Suspected) (Meas)	
● Pyrexia of Unknown Origin (PUO)	● Cutaneous Leishmaniasis (Suspected) (CL)	
● Scabies (Suspected) (Scb)	● Diarrhoea (Acute) (AD)	
● Sexually Transmitted Infections (STIs)	● Meningitis (Suspected) (Men)	
● Snake Bite (with signs/ symptoms of poisoning) (SB)	● Neonatal Tetanus (Suspected) (NNT)	
● Viral Hemorrhagic Fever (Suspected) (VHF)	● Pertussis (Suspected) (Pert)	
● Pneumonia (Suspected) (Pneuo)		
H Tehsil Head Quarter THQ	H Rural Health Center RHC	H Teaching Hospital Tertiary
H District Head Quarter DHQ	H Basic Health Unit BHU	H Executive District Officer Health EDO(H)

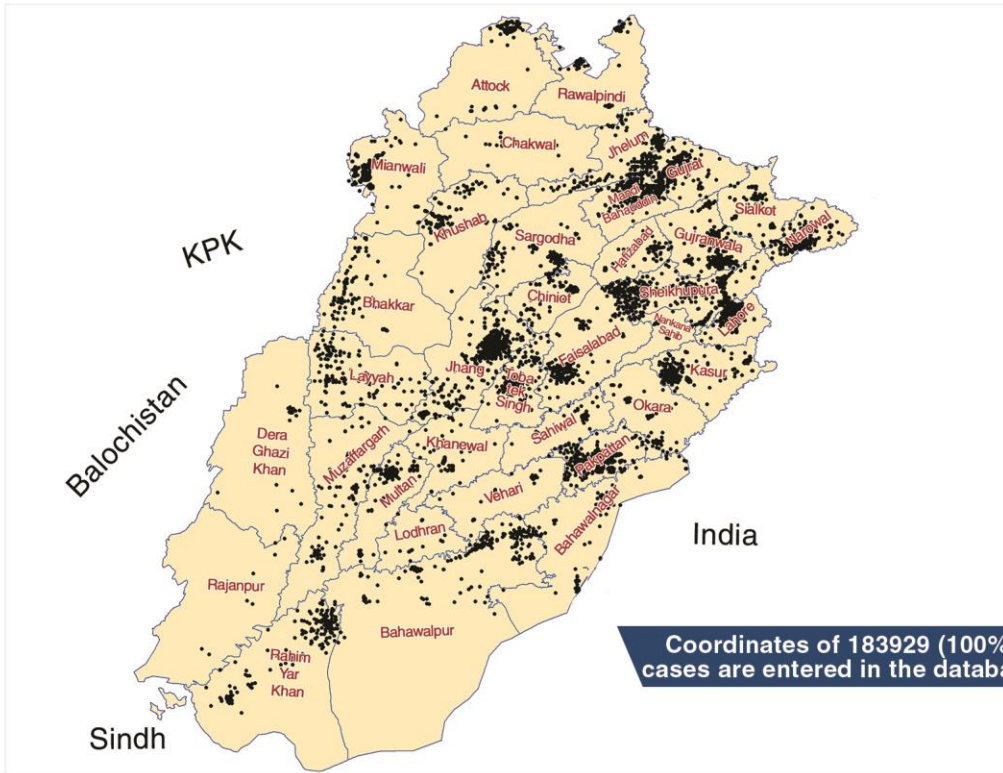
* Data as reported from THQ, Non-Teaching DHQ & Teaching Hospitals of Punjab

FOCUSING PYREXIA OF UNKNOWN ORIGIN

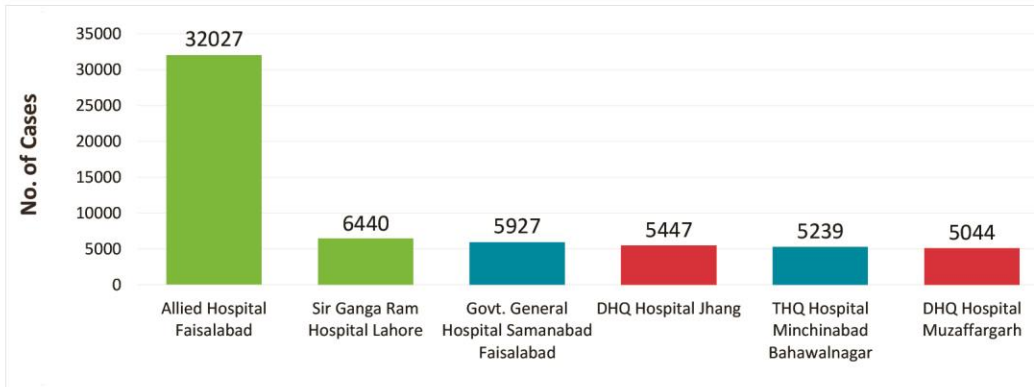
(WEEK 1 TO WEEK 29, 2016)

TOTAL ENTRIES = 183929

EPIDEMIOLOGICAL MAP



TOP REPORTING HOSPITALS



* Data as reported from THQ, Non-Teaching DHQ & Teaching Hospitals of Punjab

Focusing Disease Wheel

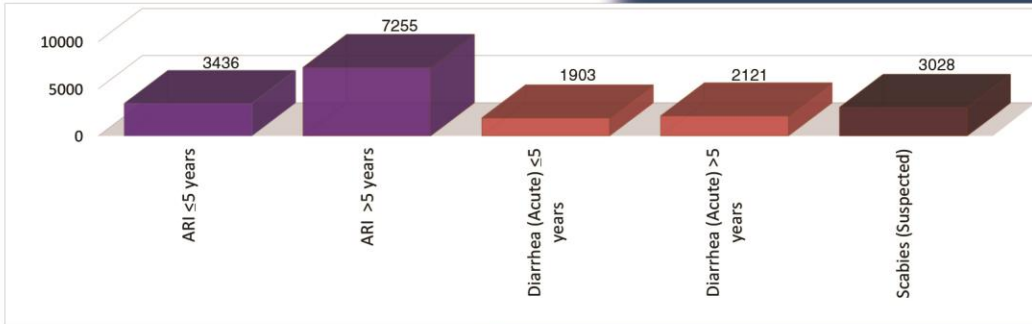
(Week 29, 2016)

TOTAL CASES = 20217

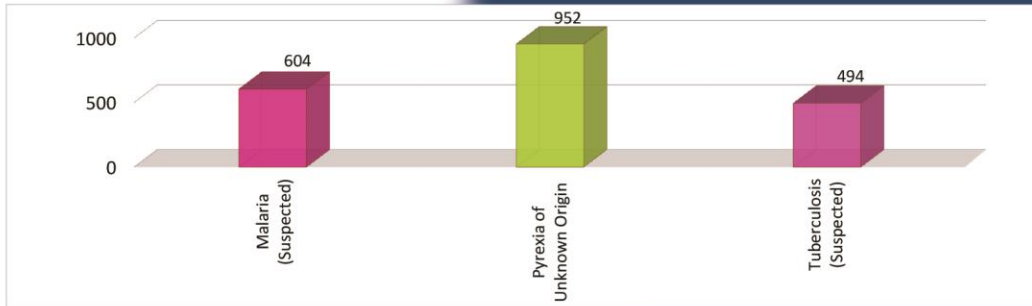


DISEASE WISE DISTRIBUTION

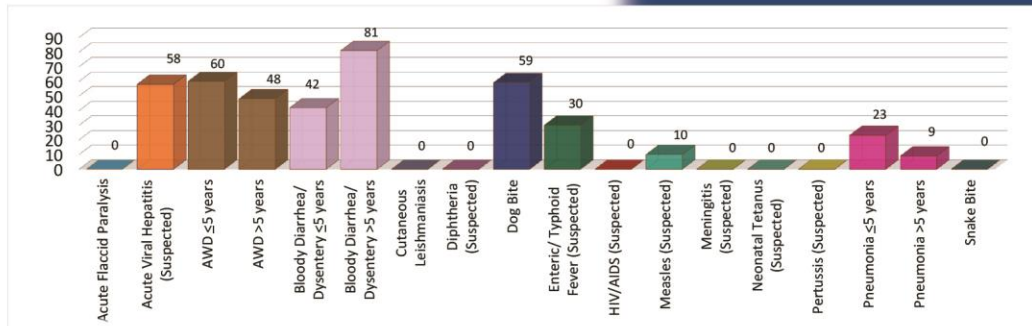
Diseases with number of cases > 1000



Diseases with number of cases between 100 & 1000



Diseases with number of cases < 100



Acute Diarrhea: Cases which do not fit in the definition of Dysentery or Acute Watery Diarrhea

* Data as reported using disease wheel

Focusing Dengue

(Week 29, 2016)

Districts	Indoor Surveillance System				Outdoor Surveillance System			
	Number of Houses Checked	Number of Houses Positive	Total Containers Checked	Total Containers Positive	Number of Spots Checked	Number of Spots Positive	Total Containers Checked	Total Containers Positive
ATTOCK	20144	1	59872	1	2338	3	7852	3
BAHAWALNAGAR	63786	0	215772	0	12976	0	24937	19
BAHAWALPUR	49552	0	186023	0	5946	0	12871	0
BHAKKAR	14151	0	41836	0	2488	0	10008	0
CHAKWAL	50783	0	177873	0	5444	0	23261	0
CHINIOT	252	0	854	0	227	0	644	0
D.G.KHAN	25222	0	57320	0	21144	0	46857	0
FAISALABAD	63939	38	208434	38	40844	32	116680	32
GUJRANWALA	73954	1	217016	2	2555	7	9588	31
GUJRAT	54131	0	221984	0	4445	5	8997	5
HAFIZABAD	20076	0	59746	0	2161	0	3206	0
JHELUM	10875	0	41317	0	2444	0	6043	0
JHANG	4710	0	18051	0	8563	0	27332	0
KASUR	42667	0	186486	0	2199	0	9503	0
KHANEWAL	7650	0	18720	0	1854	0	5394	0
KHUSHAB	17850	0	45564	0	8554	0	24193	0
LAHORE	282439	2559	1632869	2645	52980	272	195001	316
LAYYAH	7014	0	24947	0	0	0	0	0
LODHRAN	12176	0	33108	0	3646	0	7208	0
MANDI BAHAUDDIN	5150	0	23896	0	5150	0	5412	0
MIANWALI	3512	0	13810	0	2386	0	6996	0
MULTAN	50588	64	263465	64	6612	3	43243	3
MUZAFFARGARH	2351	0	9091	0	1364	0	6040	0
NANKANA SAHIB	22292	0	49926	0	5869	0	14285	0
NAROWAL	43009	0	61275	0	5982	0	7311	0
OKARA	58359	0	221529	0	11765	132	21449	0
PAKPATTAN	30758	0	61154	0	13230	0	34673	0
RAHIMYAR KHAN	17417	0	49337	0	7968	0	18625	0
RAJANPUR	20691	0	65416	0	14400	0	20652	0
RAWALPINDI	133999	1584	1037428	1672	32728	220	186965	214
SAHIWAL	37350	0	44736	0	7780	0	10283	0
SARGODHA	65342	0	147009	0	18365	0	23593	3
SHEIKHUPURA	130515	18	351337	20	15845	10	45968	18
SIALKOT	16870	0	78266	0	5840	0	32228	0
T.T.SINGH	3676	0	10676	0	1013	0	2636	0
VEHARI	52712	0	234589	0	7150	20	9590	2
Total	1515962	4265	6170732	4442	344255	704	1029524	646