



PUNJAB INFORMATION TECHNOLOGY BOARD HEALTH REPORTING SYSTEM

WEEKLY SITREP

Focusing Bloody Diarrhea / Dysentery (Suspected)

Epidemiological Week No.31 (31st July, 2016 to 6th August, 2016)

Patrons in Chief:

Khawaja Salman Rafique (Advisor to CM Punjab on Health) | Chairman, PITB
Secretary Specialized Healthcare and Medical Education Department

Patrons:

Dr. Salman Shahid (AS Technical SHC&ME) | Faisal Yousaf (D.G IT Operations)
Rizwan Rashid (D.G IT) | Director General Health Services Punjab

Editors:

Prof. Maaz Ahmad | Prof. Waseem Akram | Dr. Somia Iqtadar
Dr. Jamshaid Ahmad | Saflain Haider | Dr. Anjum Razzaq
Dr. Nasir Shakir (DS-SHC&ME)

Sub Editors:

Arsalan Manzoor | Sundas Kouser | Moeen Akhter

Designer:

Nida Fatima

26 Meningitis (Suspected)


14 Lahore 7 Bahawalpur
2 Faisalabad 2 Rawalpindi
1 Chakwal

18 Measles (Suspected)

6 Lahore 5 Rahim Yar Khan
2 Rawalpindi 1 Faisalabad
1 Layyah 1 Okara
1 Toba Tek Singh
1 Mandi Bahauddin

10 Acute Flaccid Paralysis

5 Lahore 1 Bahawalnagar
1 Attock 1 Mianwali
1 Narowal 1 Sahiwal

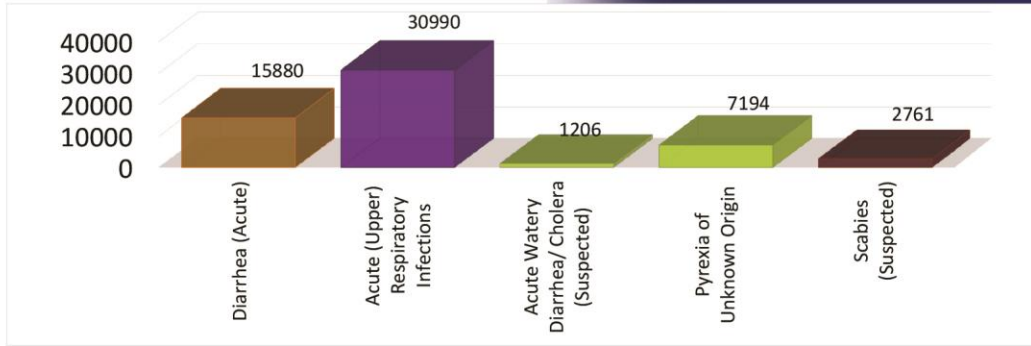


Communicable Disease Situation - Punjab

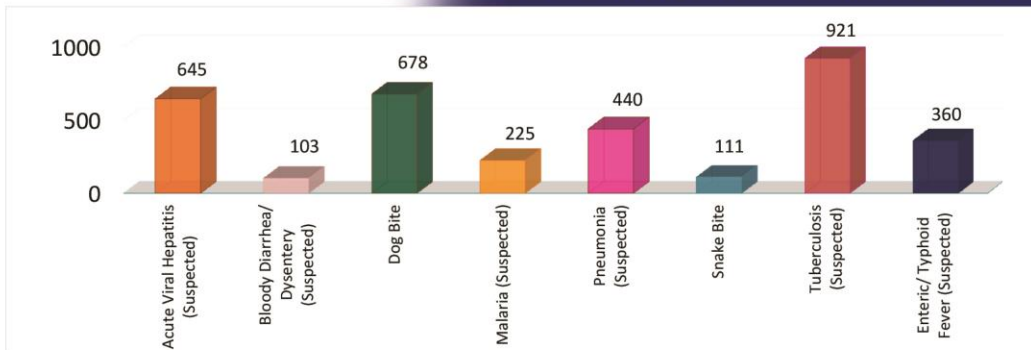
(Week 31, 2016)

TOTAL CASES = 61641

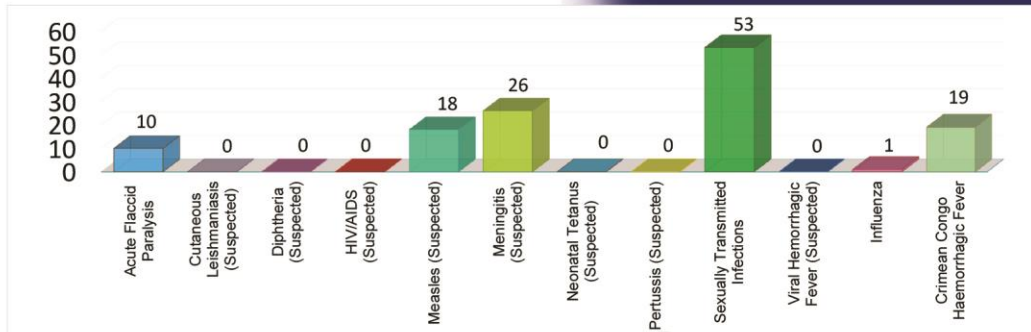
Diseases with number of cases >1000



Diseases with number of cases between 100 & 1000



Diseases with number of cases < 100



Acute Diarrhea: Cases which do not fit in the definition of Dysentery or Acute Watery Diarrhea

* Data as reported from THQ, Non Teaching DHQ & Teaching Hospitals of Punjab

HEALTH REPORTING SYSTEM

Epidemiological Week No.31 (31st July, 2016 to 6th August, 2016)

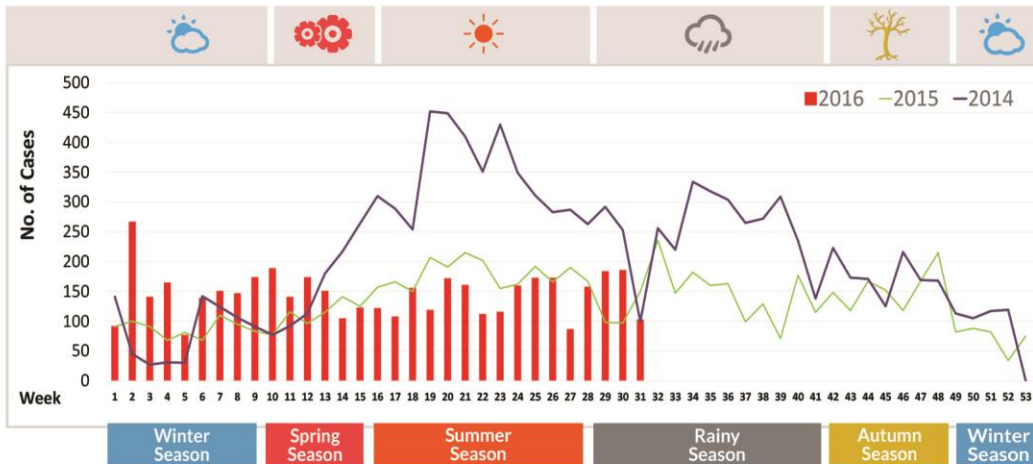
WEEKLY SITREP

FOCUSING BLOODY DIARRHEA / DYSENTERY (WEEK 1 TO WEEK 31, 2016) TOTAL ENTRIES = 4526

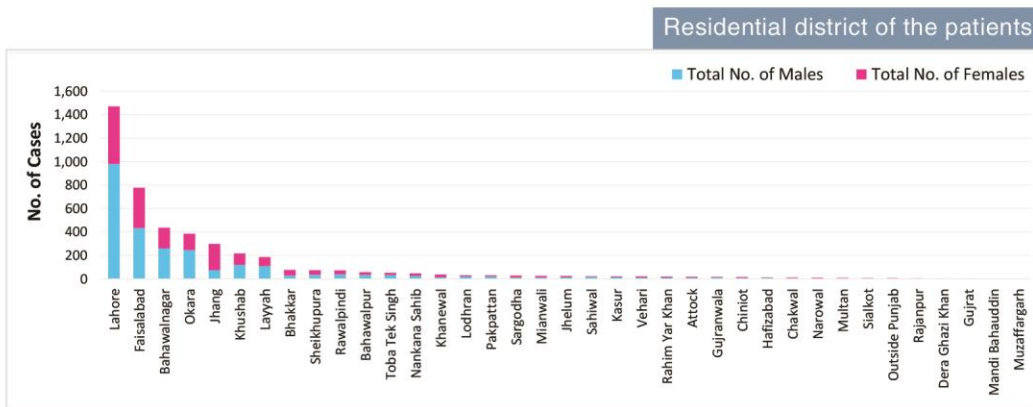
CASE DEFINITION

Acute illness characterized by frequent passage of scanty amount of stools, mostly mixed with blood and mucus and accompanied with moderate to high grade fever, severe abdominal cramps, tenesmus and usually no dehydration.

WEEK WISE DISTRIBUTION



DISTRICT WISE DISTRIBUTION



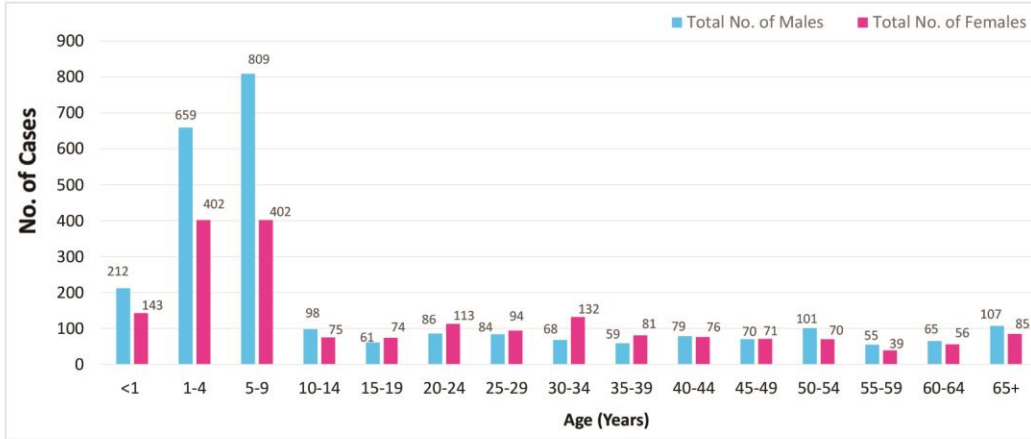
* Data as reported from THQ, Non Teaching DHQ & Teaching Hospitals of Punjab

FOCUSING BLOODY DIARRHEA / DYSENTERY

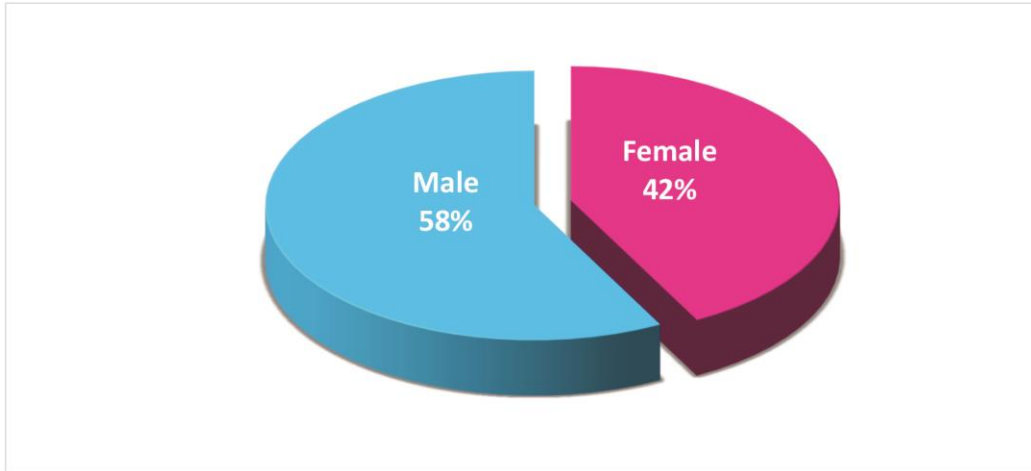
(WEEK 1 TO WEEK 31, 2016)

TOTAL ENTRIES = 4526

AGE WISE DISTRIBUTION



GENDER WISE DISTRIBUTION



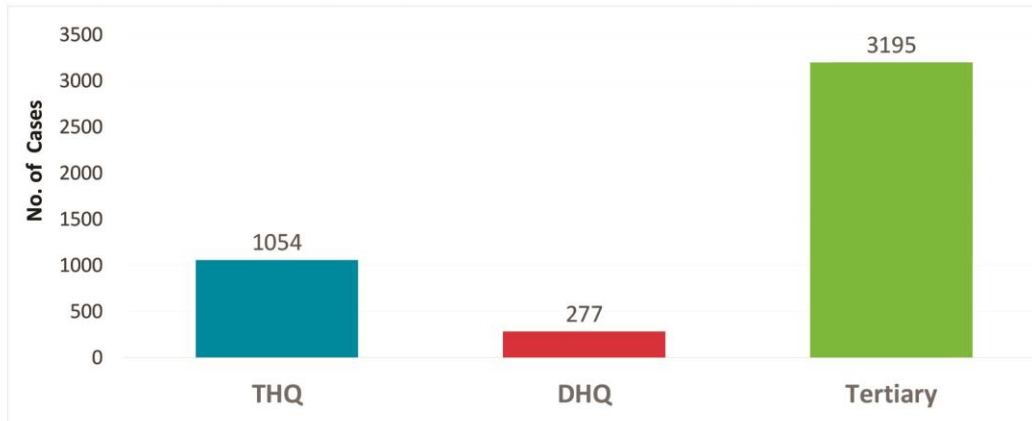
* Data as reported from THQ, Non Teaching DHQ & Teaching Hospitals of Punjab

FOCUSING BLOODY DIARRHEA / DYSENTERY

(WEEK 1 TO WEEK 31, 2016)

TOTAL ENTRIES = 4526

CASES REPORTED FROM VARIOUS TYPES OF HEALTH FACILITIES



LEGEND

● Acute Flaccid Paralysis (AFP)	● Diphtheria (Suspected) (Diph)
● Acute (Upper) Respiratory infections (ARI)	● Dog Bite (DB)
● Acute Viral Hepatitis (Suspected) (AVH)	● Enteric /Typhoid Fever (Suspected) (TF)
● Acute Watery Diarrhea/Cholera (Suspected) (AWD)	● HIV/AIDS (Suspected) (HIV/AIDS)
● Tuberculosis (Suspected) (TB)	● Malaria (Suspected) (Mal)
● Bloody Diarrhea/Dysentery (Suspected) (BD)	● Measles (Suspected) (Meas)
● Influenza (Inf)	● Crimean Congo Haemorrhagic Fever (CCHF)
● Pyrexia of Unknown Origin (PUO)	● Cutaneous Leishmaniasis (Suspected) (CL)
● Scabies (Suspected) (Scb)	● Diarrhoea (Acute) (AD)
● Sexually Transmitted Infections (STIs)	● Meningitis (Suspected) (Men)
● Snake Bite (with signs/ symptoms of poisoning) (SB)	● Neonatal Tetanus (Suspected) (NNT)
● Viral Hemorrhagic Fever (Suspected) (VHF)	● Pertussis (Suspected) (Pert)
● Pneumonia (Suspected) (Pneuo)	

H Tehsil Head Quarter THQ	H Rural Health Center RHC	H Teaching Hospital Tertiary
H District Head Quarter DHQ	H Basic Health Unit BHU	H Executive District Officer Health EDO(H)

* Data as reported from THQ, Non Teaching DHQ & Teaching Hospitals of Punjab

5/8

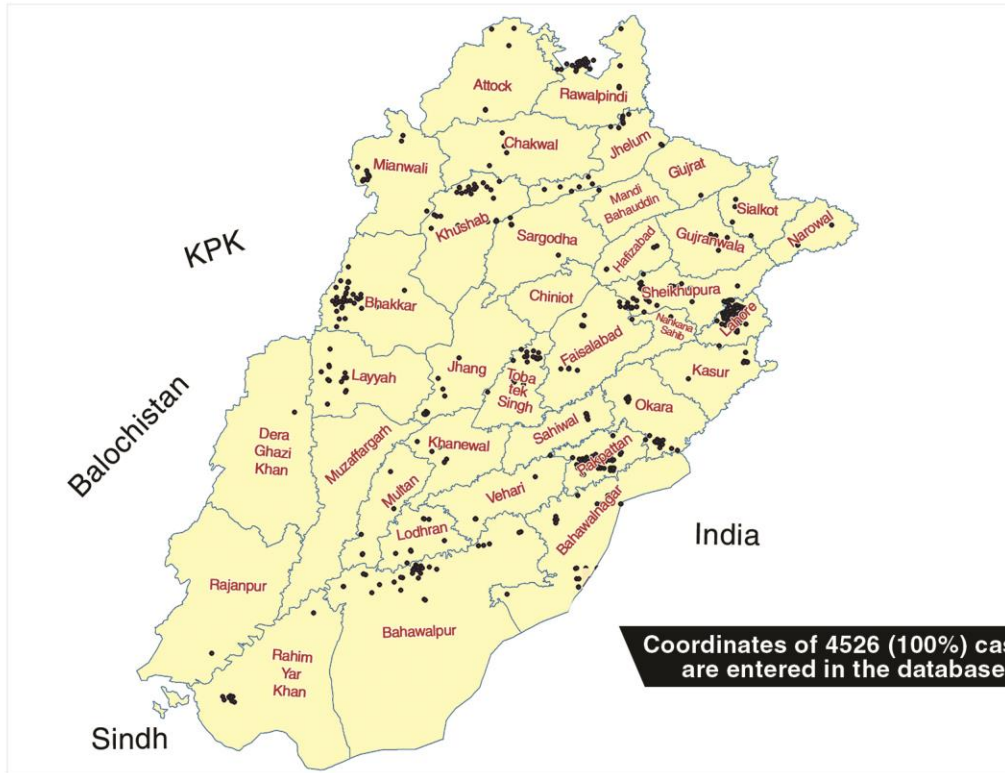
HEALTH REPORTING SYSTEM

Epidemiological Week No.31 (31st July, 2016 to 6th August, 2016)

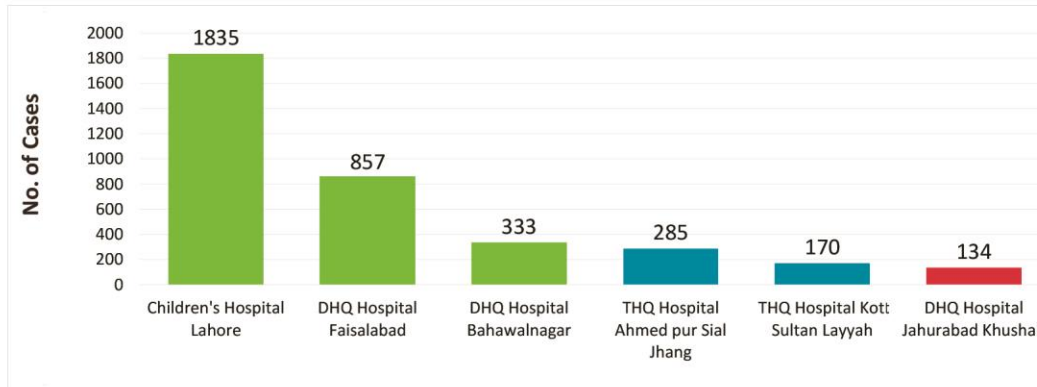
WEEKLY SITREP

FOCUSING BLOODY DIARRHEA / DYSENTERY (WEEK 1 TO WEEK 31, 2016) TOTAL ENTRIES = 4526

EPIDEMIOLOGICAL MAP



TOP REPORTING HOSPITALS



* Data as reported from THQ, Non Teaching DHQ & Teaching Hospitals of Punjab

6/8

HEALTH REPORTING SYSTEM

Epidemiological Week No.31 (31st July, 2016 to 6th August, 2016)

WEEKLY SITREP

Focusing Disease Wheel

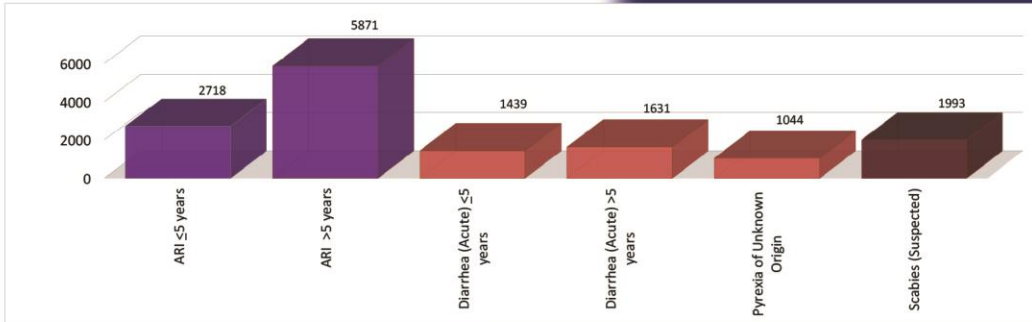
(Week 31, 2016)

TOTAL CASES = 20217

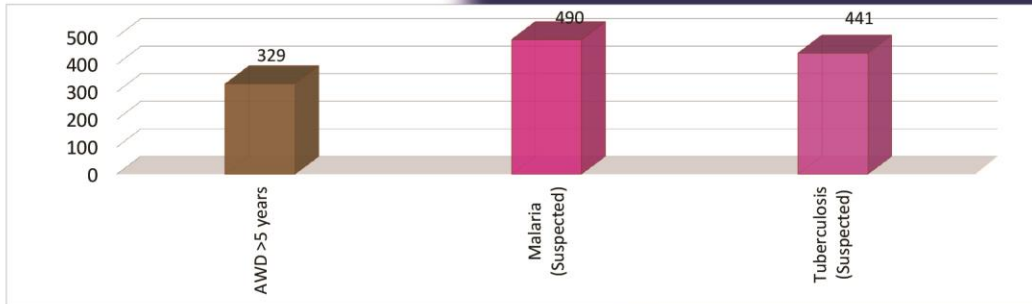


DISEASE WISE DISTRIBUTION

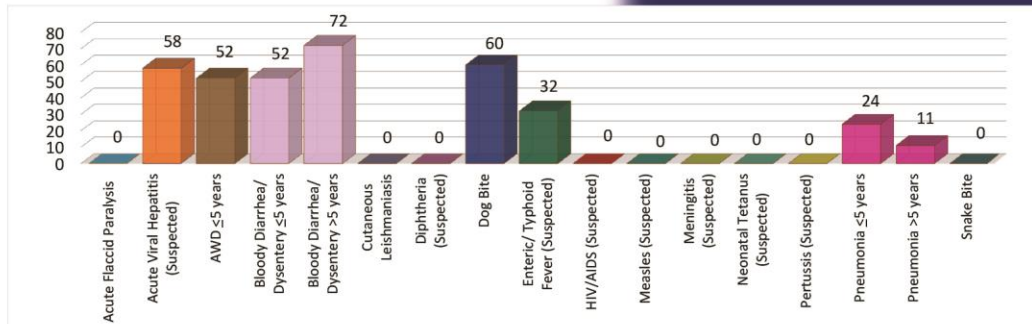
Diseases with number of cases > 1000



Diseases with number of cases between 100 & 1000



Diseases with number of cases < 100



Acute Diarrhea: Cases which do not fit in the definition of Dysentery or Acute Watery Diarrhea

* Data as reported using disease wheel

7/8

Focusing Dengue

(Week 31, 2016)

Districts	Indoor Surveillance				Outdoor Surveillance			
	Number of Houses Checked	Number of Houses Positive	Total Containers Checked	Total Containers Positive	Number of Spots Checked	Number of Spots Positive	Total Containers Checked	Total Containers Positive
ATTOCK	20324	7	61544	7	2774	11	9745	11
BAHAWALNAGAR	63012	0	217338	0	12549	0	19785	0
BAHAWALPUR	59403	0	181594	0	9822	0	28103	0
BHAKKAR	11883	0	35252	0	2729	0	9905	0
CHAKWAL	51194	0	183963	0	5909	0	25339	0
CHINIOT	0	0	0	0	1700	0	5643	0
D.G.KHAN	26075	0	56976	0	22282	0	47907	0
FAISALABAD	65644	57	208640	57	45222	55	132928	55
GUJRANWALA	87486	1	261943	3	5966	9	22036	21
GUJRAT	38707	0	142271	0	3429	3	5257	4
HAFIZABAD	27977	0	74417	0	1369	0	2145	0
JHELUM	14175	0	62838	0	3116	0	8448	0
JHANG	3170	0	13232	0	5969	0	19184	0
KASUR	21902	0	110030	0	805	1	3803	1
KHANEWAL	7411	0	18577	0	1800	0	5377	0
KHUSHAB	11135	0	27805	0	2825	0	8155	0
LAHORE	329441	3817	1778909	4007	56326	329	204889	370
LAYYAH	11328	0	43814	0	1244	0	13808	0
LODHRAN	13657	0	42272	0	5933	0	12254	0
MANDI BAHAUDDIN	8425	0	34903	0	5108	0	5108	0
MIANWALI	6939	0	27368	0	3595	0	11306	0
MULTAN	44464	59	246280	59	6157	15	36695	15
MUZAFFARGARH	9748	0	32869	0	2997	0	8119	0
NANKANA SAHIB	24331	0	56108	0	6679	0	14643	0
NAROWAL	42026	0	112907	0	7118	0	16927	0
OKARA	43700	0	166081	0	11246	0	18705	0
PAKPATTAN	30130	0	59800	12	12280	0	28685	0
RAHIMYAR KHAN	14117	0	44428	0	6470	0	17923	0
RAJANPUR	30067	0	99040	0	15553	0	22752	0
RAWALPINDI	133982	2688	1059156	2848	31088	186	166262	202
SAHIWAL	34830	0	42006	5	9175	0	12684	1
SARGODHA	66885	0	157497	0	14817	0	19889	3
SHEIKHUPURA	158465	7	430608	7	16373	12	43581	12
SIALKOT	19073	0	89146	0	7395	5	33745	8
T.T.SINGH	15933	0	49815	0	5467	0	14322	0
VEHARI	63549	0	224338	4	9102	0	9089	0
Total	1465431	4915	5872364	5167	362389	626	1065146	703