



PUNJAB INFORMATION TECHNOLOGY BOARD HEALTH REPORTING SYSTEM

WEEKLY SITREP



31 Acute Flaccid Paralysis

- 24 Pakpattan 2 Lahore
- 2 Faisalabad 1 Layyah
- 1 Narowal 1 Rahim Yar Khan

18 Measles (Suspected)

- 6 Rahim Yar Khan 2 Jhang
- 2 Faisalabad 2 Lahore
- 2 Narowal 1 Jhelum
- 1 Layyah 1 Pakpattan
- 1 Rawalpindi

05 Neonatal Tetanus (Suspected)

- 3 Lahore 2 Rahim Yar Khan

02 HIV/AIDS (Suspected)

- 1 Lahore 1 Toba Tek Singh

FOCUSING ACUTE WATERY DIARRHEA

Epidemiological Week No.32 (7th Aug, 2016 to 13th Aug, 2016)

PATRONS IN CHIEF:

Khawaja Salman Rafique (Advisor to CM Punjab on Health) | Chairman, PITB
Secretary Specialized Healthcare and Medical Education Department

PATRONS:

Dr. Salman Shahid (AS Technical SHC&ME) | Faisal Yousaf (D.G IT Operations)
Rizwan Rashid (D.G IT) | Director General Health Services Punjab

EDITORS:

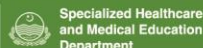
Prof. Maaz Ahmad | Prof. Waseem Akram | Dr. Somia Iqtadar
Dr. Jamshaid Ahmad | Saflain Haider | Dr. Anjum Razzaq
Dr. Nasir Shakir (DS-SHC&ME)

SUB EDITORS:

Arsalan Manzoor | Sundas Kouser | Moeen Akhter

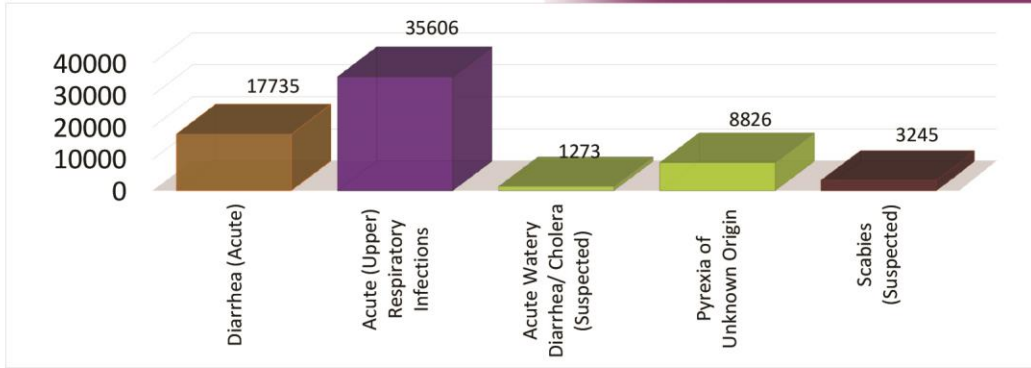
DESIGNER:

Nida Fatima

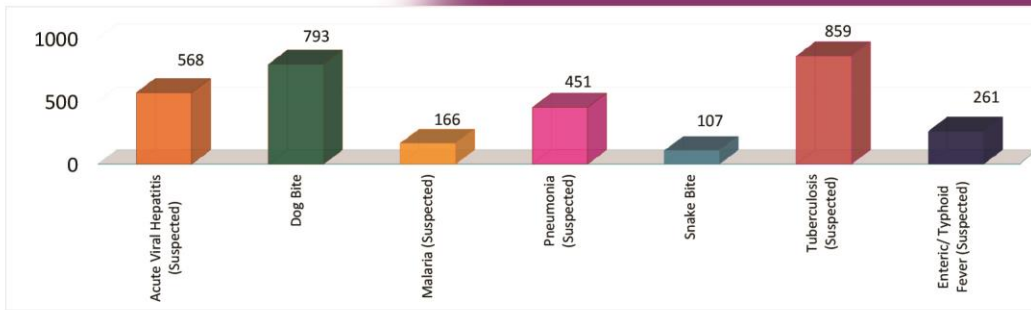


Communicable Disease Situation - Punjab
(Week 32, 2016)
TOTAL CASES = 70112

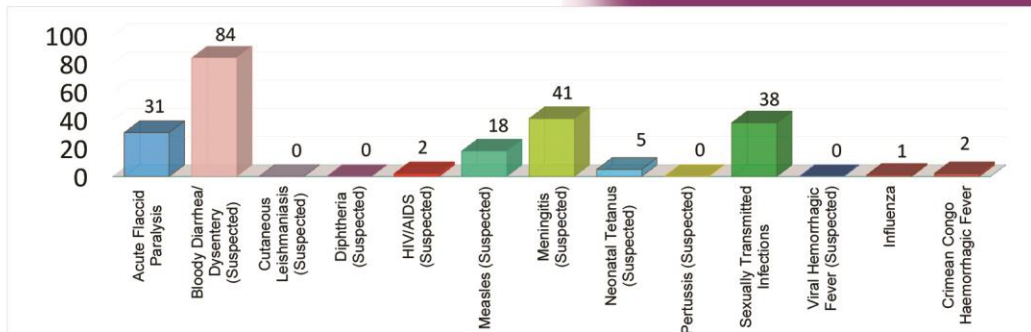
Diseases with number of cases >1000



Diseases with number of cases between 100 & 1000



Diseases with number of cases < 100



Acute Diarrhea: Cases which do not fit in the definition of Dysentery or Acute Watery Diarrhea

* Data as reported from THQ, Non-Teaching DHQ & Teaching Hospitals of Punjab

HEALTH REPORTING SYSTEM

Epidemiological Week No.32 (7th Aug, 2016 to 13th Aug, 2016)

WEEKLY SITREP

FOCUSING ACUTE WATERY DIARRHEA

(WEEK 1 TO WEEK 32, 2016)

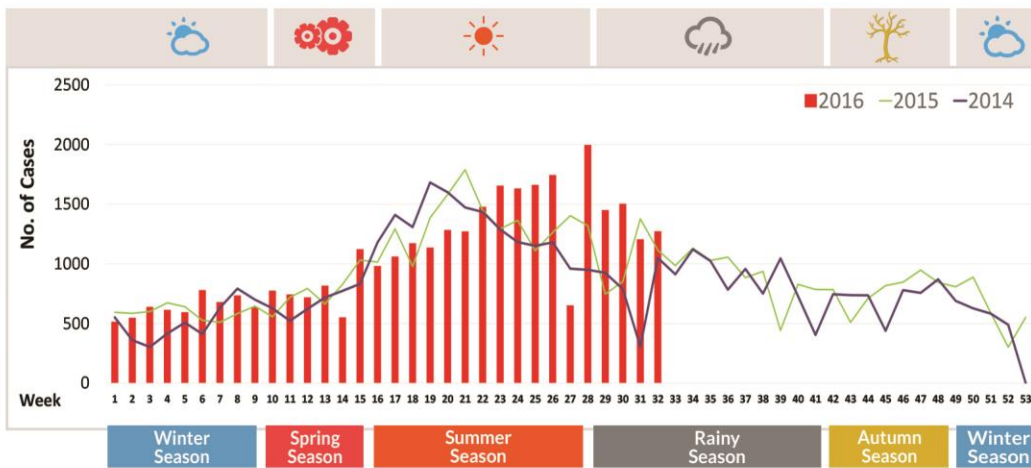
TOTAL ENTRIES = 33639

CASE DEFINITION

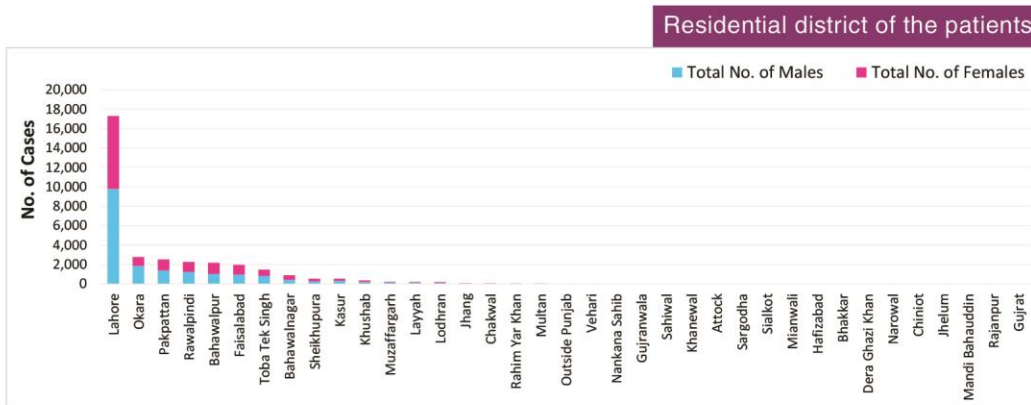
AWD/Suspected Cholera case:

- In an area where the disease is not known to be present: Severe dehydration or death from acute watery diarrhoea in a patient aged 5 years or more.
- In an area where Cholera is endemic: Acute watery diarrhoea, with or without vomiting in a patient aged 5 years or more.
- In an area where there is a cholera epidemic: Acute watery diarrhoea, with or without vomiting, in any patient.

WEEK WISE DISTRIBUTION



DISTRICT WISE DISTRIBUTION

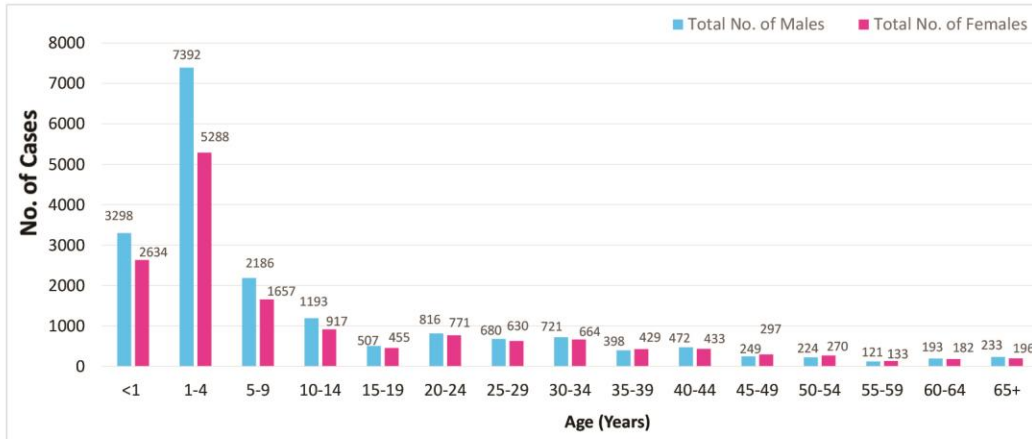


* Data as reported from THQ, Non-Teaching DHQ & Teaching Hospitals of Punjab

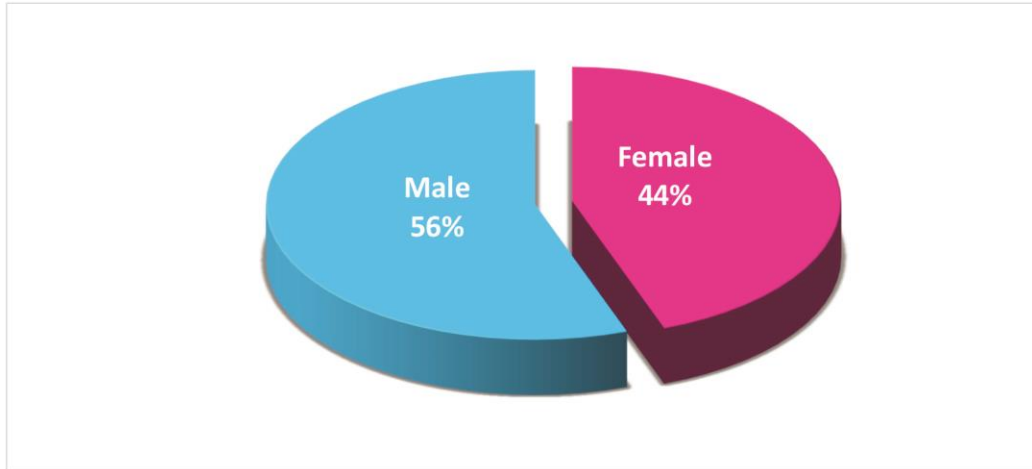
3/8

FOCUSING ACUTE WATERY DIARRHEA
(WEEK 1 TO WEEK 32, 2016)
TOTAL ENTRIES = 33639

AGE WISE DISTRIBUTION



GENDER WISE DISTRIBUTION



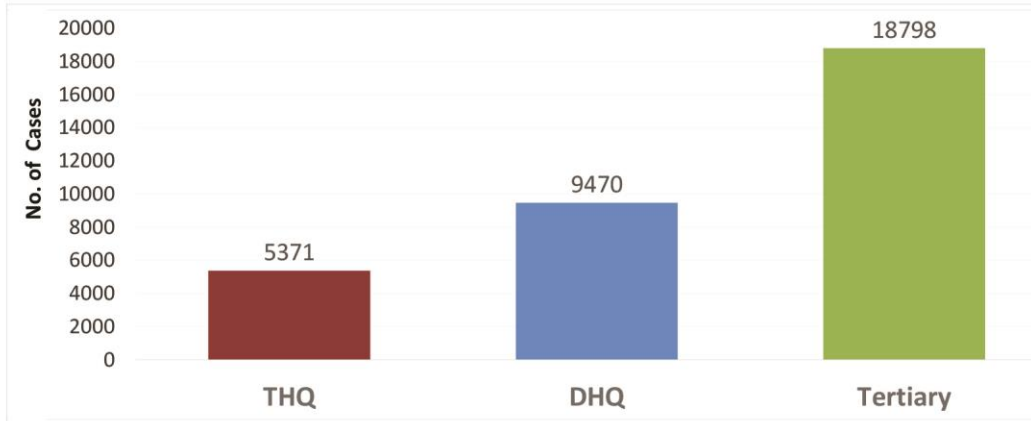
* Data as reported from THQ, Non-Teaching DHQ & Teaching Hospitals of Punjab

FOCUSING ACUTE WATERY DIARRHEA

(WEEK 1 TO WEEK 32, 2016)

TOTAL ENTRIES = 33639

CASES REPORTED FROM VARIOUS TYPES OF HEALTH FACILITIES



LEGEND

- | | |
|--|--|
| ● Acute Flaccid Paralysis (AFP) | ● Diphtheria (Suspected) (Diph) |
| ● Acute (Upper) Respiratory infections (ARI) | ● Dog Bite (DB) |
| ● Acute Viral Hepatitis (Suspected) (AVH) | ● Enteric /Typhoid Fever (Suspected) (TF) |
| ● Acute Watery Diarrhea/Cholera (Suspected) (AWD) | ● HIV/AIDS (Suspected) (HIV/AIDS) |
| ● Tuberculosis (Suspected) (TB) | ● Malaria (Suspected) (Mal) |
| ● Bloody Diarrhea/Dysentery (Suspected) (BD) | ● Measles (Suspected) (Meas) |

- | | |
|--|---|
| ● Pyrexia of Unknown Origin (PUO) | ● Cutaneous Leishmaniasis (Suspected) (CL) |
| ● Scabies (Suspected) (Scb) | ● Diarrhoea (Acute) (AD) |
| ● Sexually Transmitted Infections (STIs) | ● Meningitis (Suspected) (Men) |
| ● Snake Bite (with signs/ symptoms of poisoning) (SB) | ● Neonatal Tetanus (Suspected) (NNT) |
| ● Viral Hemorrhagic Fever (Suspected) (VHF) | ● Pertussis (Suspected) (Pert) |
| ● Pneumonia (Suspected) (Pneuo) | |

- | | | |
|--|--|---|
| H Tehsil Head Quarter THQ | H Rural Health Center RHC | H Teaching Hospital Tertiary |
| H District Head Quarter DHQ | H Basic Health Unit BHU | H Executive District Officer Health EDO(H) |

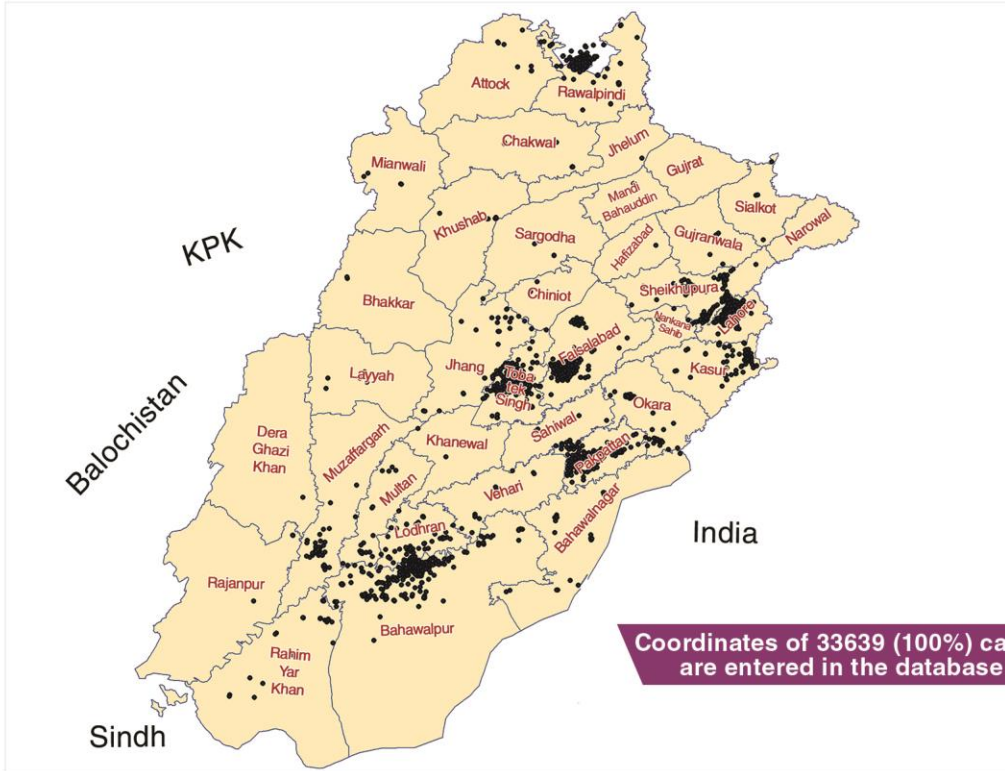
* Data as reported from THQ, Non-Teaching DHQ & Teaching Hospitals of Punjab

FOCUSING ACUTE WATERY DIARRHEA

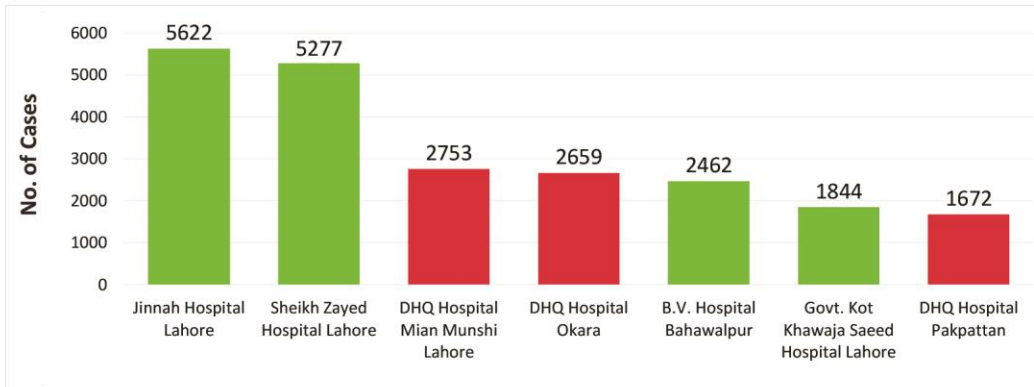
(WEEK 1 TO WEEK 32, 2016)

TOTAL ENTRIES = 33639

EPIDEMIOLOGICAL MAP



TOP REPORTING HOSPITALS



* Data as reported from THQ, Non-Teaching DHQ & Teaching Hospitals of Punjab

Focusing Disease Wheel

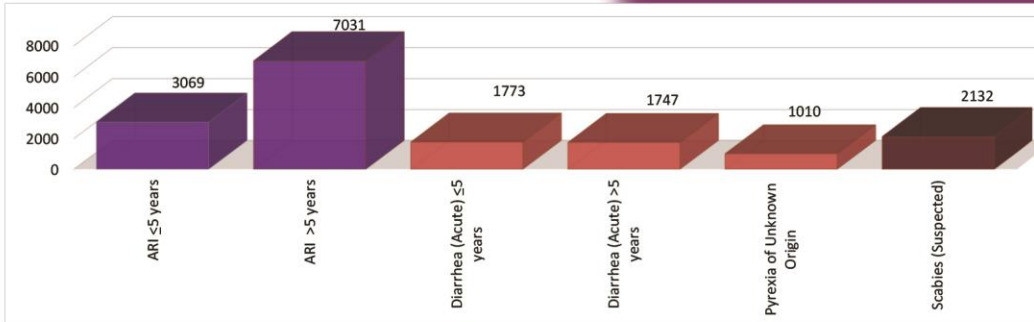
(Week 32, 2016)

TOTAL CASES = 18534

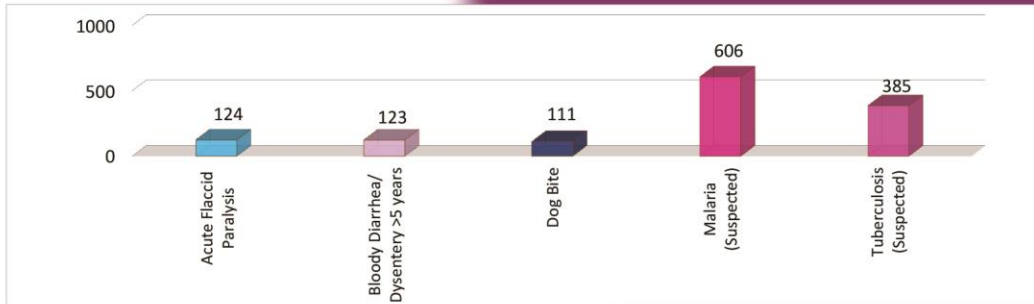


DISEASE WISE DISTRIBUTION

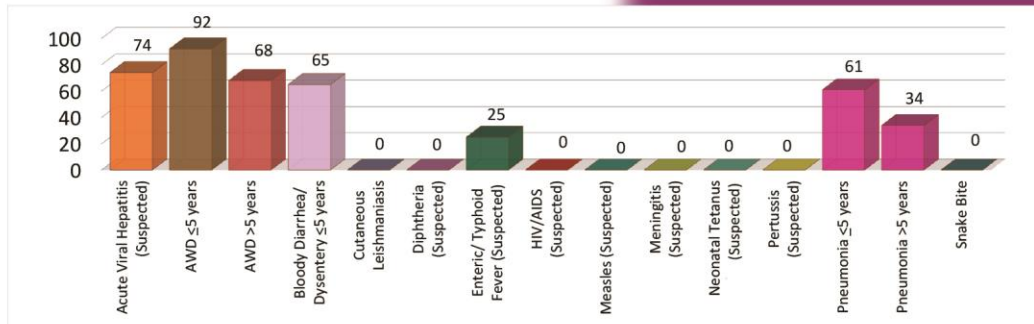
Diseases with number of cases > 1000



Diseases with number of cases between 100 & 1000



Diseases with number of cases < 100



* Data as reported using disease wheel

Focusing Dengue

(Week 32, 2016)

Districts	Indoor Surveillance				Outdoor Surveillance			
	Number of Houses Checked	Number of Houses Positive	Total Containers Checked	Total Containers Positive	Number of Spots Checked	Number of Spots Positive	Total Containers Checked	Total Containers Positive
ATTOCK	19749	10	59623	18	2093	12	7346	12
BAHAWALNAGAR	55036	0	193973	0	11103	0	16012	0
BAHAWALPUR	63833	0	207133	0	10367	0	28548	0
BHAKKAR	16816	0	53146	0	3409	0	12827	0
CHAKWAL	51248	0	189345	0	5802	3	24909	3
CHINIOT	285	0	1090	0	1334	0	4392	0
D.G.KHAN	24486	0	53973	0	20872	0	45030	0
FAISALABAD	71001	33	242284	33	44465	47	128016	47
GUJRANWALA	55956	0	164247	0	6653	4	25737	4
GUJRAT	35845	0	114771	0	2703	0	4299	0
HAFIZABAD	36345	1	89537	1	2159	0	2518	0
JHELUM	15320	0	64112	0	3636	1	11116	1
JHANG	2606	0	11288	0	7590	0	24480	0
KASUR	67728	0	334052	0	2500	0	12248	0
KHANEWAL	7575	0	18437	0	1818	0	5336	0
KHUSHAB	7374	0	39440	0	3357	0	9698	0
LAHORE	320270	3483	1698558	3595	57030	344	200478	384
LAYYAH	11869	0	42646	0	846	0	8399	0
LODHRAN	9461	0	28178	0	3784	0	7900	0
MANDI BAHAUDDIN	7325	0	30422	0	4198	0	4198	0
MIANWALI	12718	0	52588	0	4765	0	14595	0
MULTAN	51535	64	277394	64	6354	9	42250	9
MUZAFFARGARH	8559	0	32388	0	2936	0	10095	0
NANKANA SAHIB	24796	0	59206	0	6537	0	15350	0
NAROWAL	41941	0	162179	0	8128	0	22476	0
OKARA	56579	0	210506	0	10801	0	18427	0
PAKPATTAN	30200	0	63823	0	12250	0	24097	0
RAHIMYAR KHAN	9740	0	30145	0	4885	0	10001	0
RAJANPUR	23009	0	70152	0	7474	0	9877	0
RAWALPINDI	151817	2898	1111271	3136	28409	127	150082	133
SAHIWAL	40100	0	49464	0	8429	0	10921	0
SARGODHA	63800	0	119686	0	17595	0	22633	0
SHEIKHUPURA	143293	17	417540	19	16622	18	44205	18
SIALKOT	24286	0	117097	0	8277	5	38439	5
T.T.SINGH	20549	0	63757	0	6043	0	14877	1
VEHARI	57055	0	242415	0	9539	20	8323	2
Total	1640105	6506	6715866	6866	354763	590	1040135	619