



PUNJAB INFORMATION TECHNOLOGY BOARD HEALTH REPORTING SYSTEM

WEEKLY SITREP



Focusing Acute Flaccid Paralysis

Patrons in Chief:

Khawaja Salman Rafique (Advisor to CM Punjab on Health) | Chairman, PITB
Secretary Specialized Healthcare and Medical Education Department

Patrons:

Dr. Salman Shahid (AS Technical SHC&ME) | Faisal Yousaf (D.G IT Operations)
Rizwan Rashid (D.G IT) | Director General Health Services Punjab

Editors:

Prof. Maaz Ahmad | Prof. Waseem Akram | Dr. Somia Iqtadar
Dr. Jamshaid Ahmad | Saffain Haider | Dr. Anjum Razzaq
Dr. Nasir Shakir (DS-SHC&ME)

Sub Editors:

Arsalan Manzoor | Sundas Kouser | Moeen Akhter

Designer:

Nida Fatima

16 Acute Flaccid Paralysis


7 Mianwali 2 Lahore
2 Layyah 1 Bahawalnagar
1 Muzaffargarh 1 Pakpattan
1 Narowal 1 Multan

06 HIV/AIDS (Suspected)

4 Toba Tek Singh
1 Faisalabad 1 Lodhran

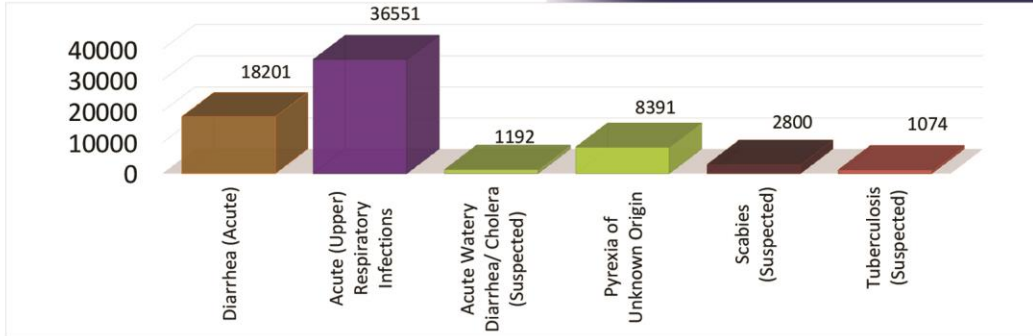
03 Diphtheria (Suspected)

1 Faisalabad
1 Rawalpindi 1 Lahore

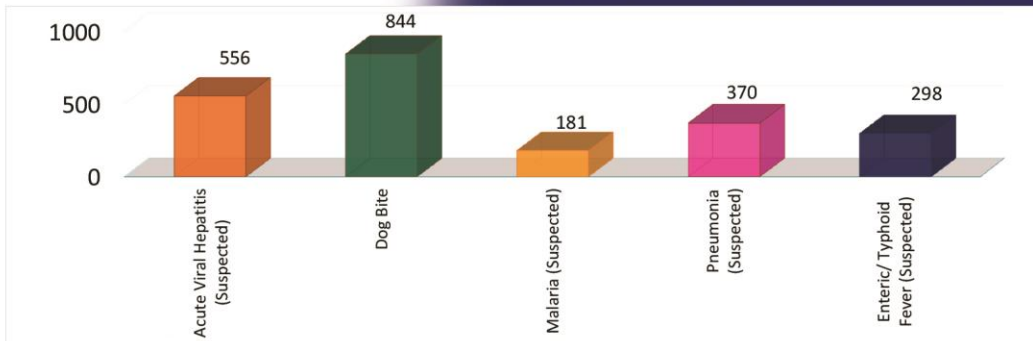


Communicable Disease Situation - Punjab
(Week 33, 2016)
TOTAL CASES = 70749

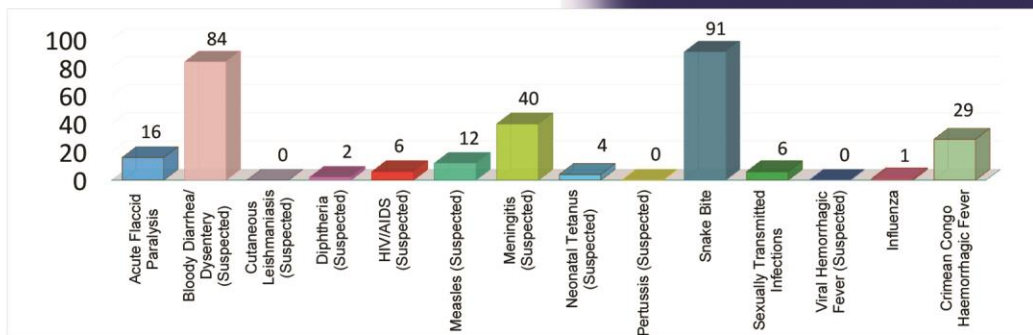
Diseases with number of cases >1000



Diseases with number of cases between 100 & 1000



Diseases with number of cases < 100



Acute Diarrhea: Cases which do not fit in the definition of Dysentery or Acute Watery Diarrhea

* Data as reported from THQ, Non Teaching DHQ & Teaching Hospitals of Punjab

HEALTH REPORTING SYSTEM

Epidemiological Week No.33 (14th August, 2016 to 20th August, 2016)

WEEKLY SITREP

FOCUSING ACUTE FLACCID PARALYSIS

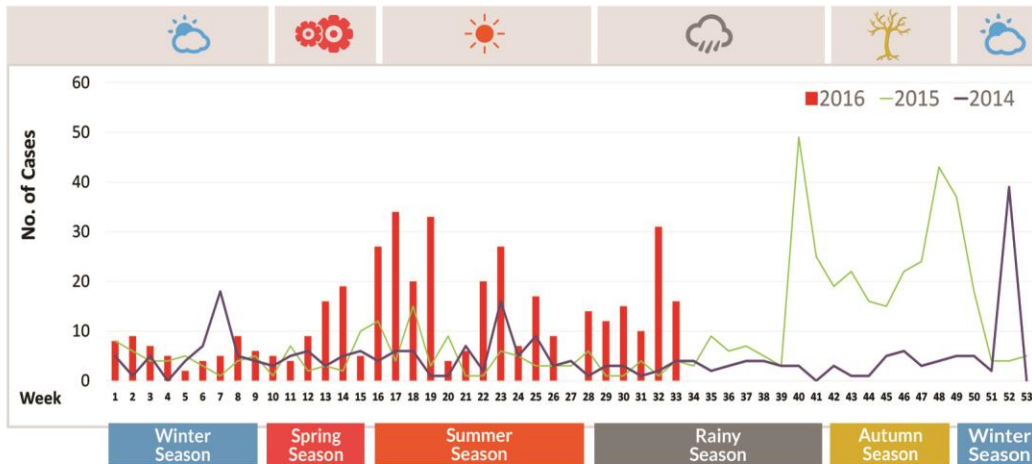
(WEEK 1 TO WEEK 33, 2016)

TOTAL ENTRIES = 415

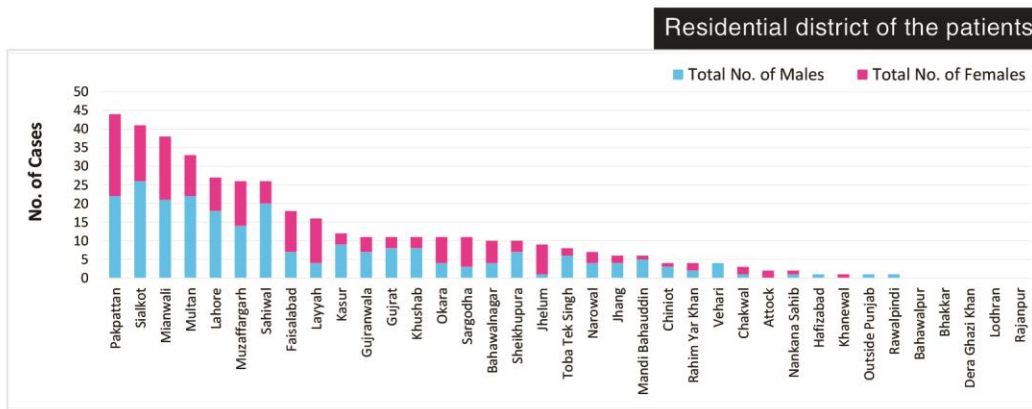
CASE DEFINITION

Suspected case: Any child under 15 years of age with recent onset of floppy weakness of any cause including Guillian-Barre Syndrome or any person of any age with a paralytic illness, in whom poliomyelitis is suspected.

WEEK WISE DISTRIBUTION



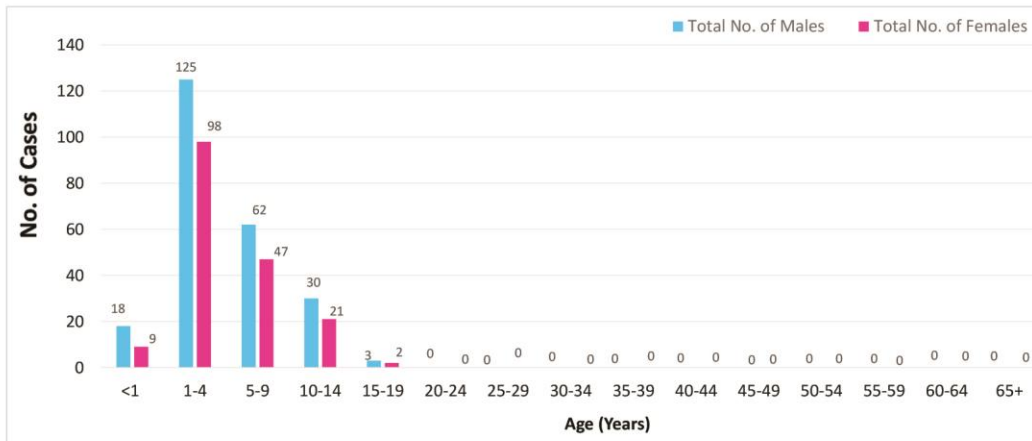
DISTRICT WISE DISTRIBUTION



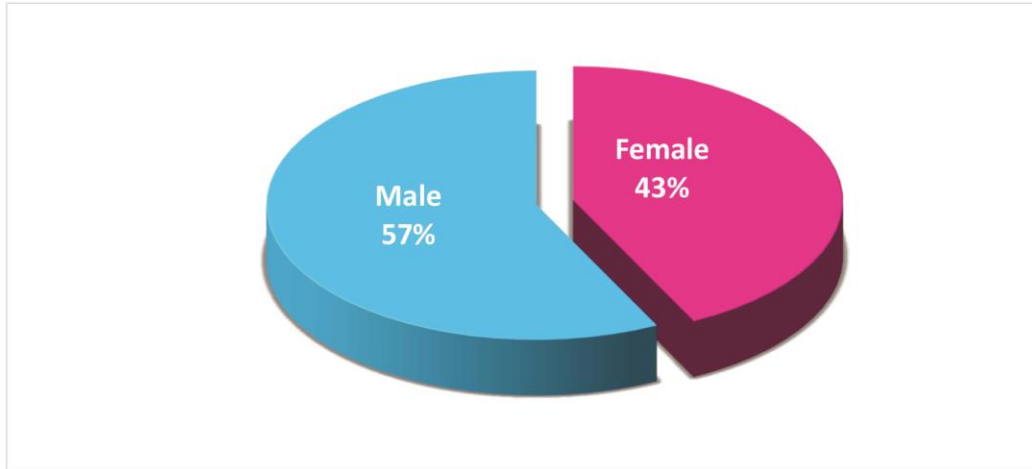
* Data as reported from THQ, Non Teaching DHQ & Teaching Hospitals of Punjab

FOCUSING ACUTE FLACCID PARALYSIS
(WEEK 1 TO WEEK 33, 2016)
TOTAL ENTRIES = 415

AGE WISE DISTRIBUTION



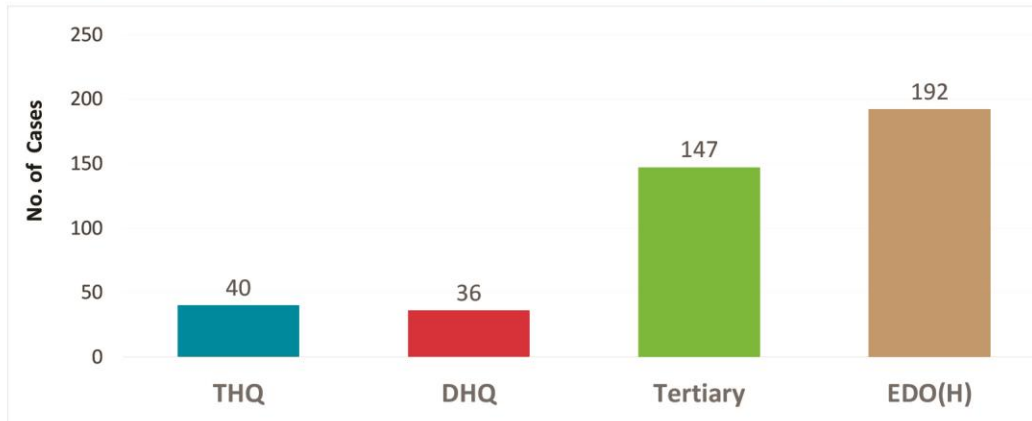
GENDER WISE DISTRIBUTION



* Data as reported from THQ, Non Teaching DHQ & Teaching Hospitals of Punjab

FOCUSING ACUTE FLACCID PARALYSIS (WEEK 1 TO WEEK 33, 2016) TOTAL ENTRIES = 415

CASES REPORTED FROM VARIOUS TYPES OF HEALTH FACILITIES



LEGEND

● Acute Flaccid Paralysis (AFP)	● Diphtheria (Suspected) (Diph)
● Acute (Upper) Respiratory infections (ARI)	● Dog Bite (DB)
● Acute Viral Hepatitis (Suspected) (AVH)	● Enteric /Typhoid Fever (Suspected) (TF)
● Acute Watery Diarrhea/Cholera (Suspected) (AWD)	● HIV/AIDS (Suspected) (HIV/AIDS)
● Tuberculosis (Suspected) (TB)	● Malaria (Suspected) (Mal)
● Bloody Diarrhea/Dysentery (Suspected) (BD)	● Measles (Suspected) (Meas)
● Influenza (Inf)	● Crimean Congo Haemorrhagic Fever (CCHF)
● Pyrexia of Unknown Origin (PUO)	● Cutaneous Leishmaniasis (Suspected) (CL)
● Scabies (Suspected) (Scb)	● Diarrhoea (Acute) (AD)
● Sexually Transmitted Infections (STIs)	● Meningitis (Suspected) (Men)
● Snake Bite (with signs/ symptoms of poisoning) (SB)	● Neonatal Tetanus (Suspected) (NNT)
● Viral Hemorrhagic Fever (Suspected) (VHF)	● Pertussis (Suspected) (Pert)
● Pneumonia (Suspected) (Pneuo)	

H Tehsil Head Quarter THQ	H Rural Health Center RHC	H Teaching Hospital Tertiary
H District Head Quarter DHQ	H Basic Health Unit BHU	H Executive District Officer Health EDO(H)

* Data as reported from THQ, Non Teaching DHQ & Teaching Hospitals of Punjab

5/8

HEALTH REPORTING SYSTEM

Epidemiological Week No.33 (14th August, 2016 to 20th August, 2016)

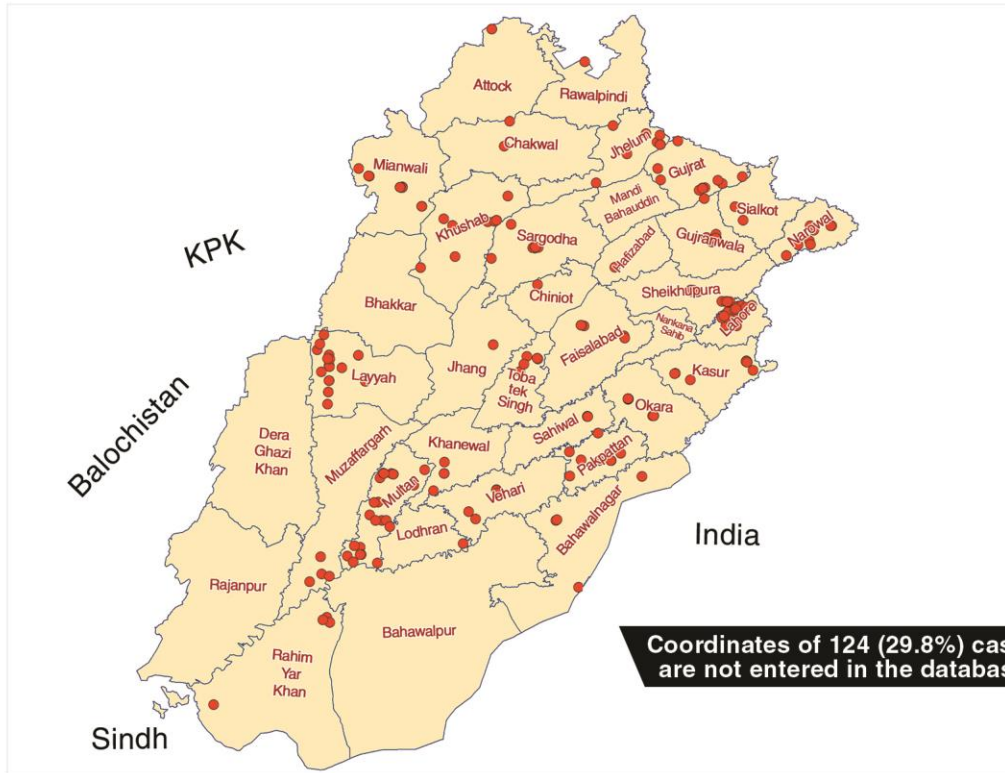
WEEKLY SITREP

FOCUSING ACUTE FLACCID PARALYSIS

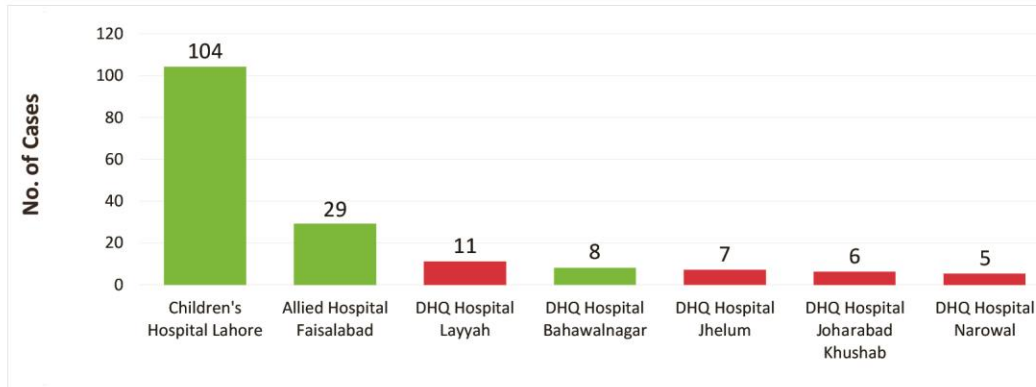
(WEEK 1 TO WEEK 33, 2016)

TOTAL ENTRIES = 415

EPIDEMIOLOGICAL MAP



TOP REPORTING HOSPITALS



* Data as reported from THQ, Non Teaching DHQ & Teaching Hospitals of Punjab

6/8

HEALTH REPORTING SYSTEM

Epidemiological Week No.33 (14th August, 2016 to 20th August, 2016)

WEEKLY SITREP

Focusing Disease Wheel

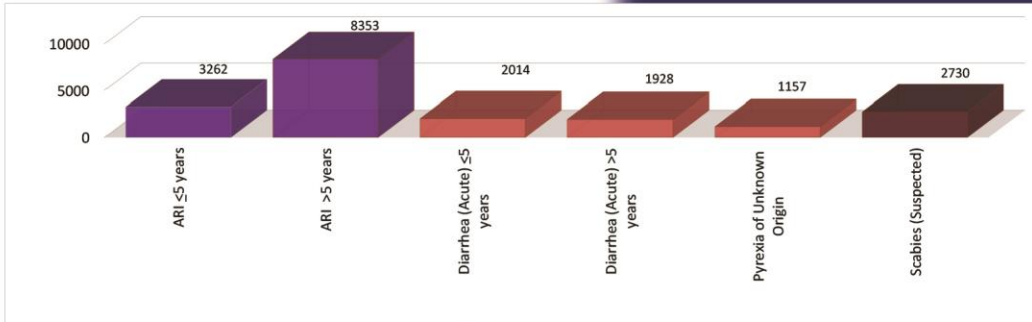
(Week 33, 2016)

TOTAL CASES = 21089

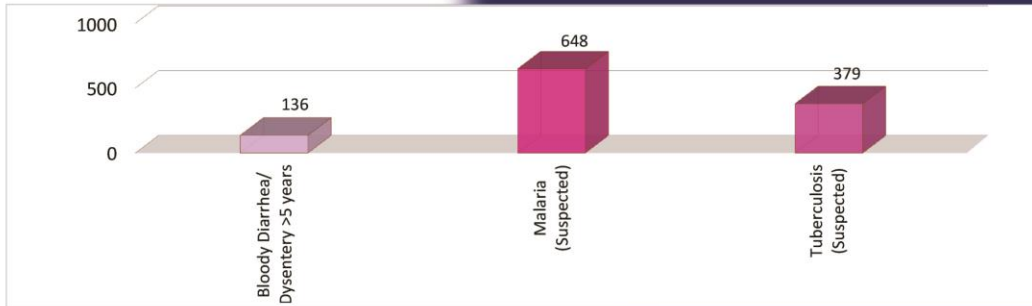


DISEASE WISE DISTRIBUTION

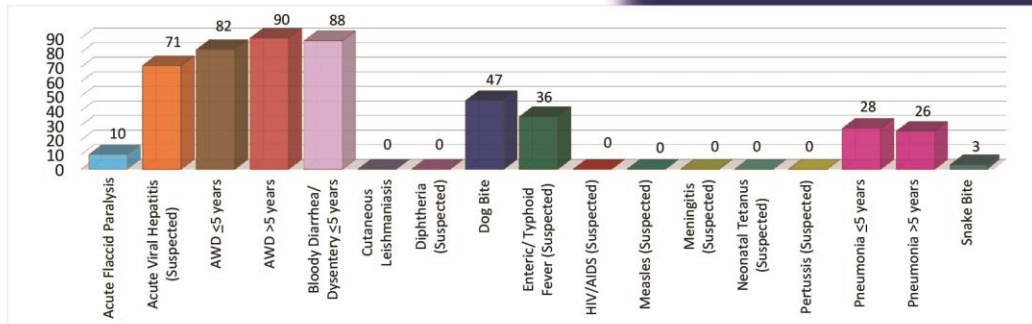
Diseases with number of cases > 1000



Diseases with number of cases between 100 & 1000



Diseases with number of cases < 100



Acute Diarrhea: Cases which do not fit in the definition of Dysentery or Acute Watery Diarrhea

* Data as reported using disease wheel

7/8

Focusing Dengue

(Week 33, 2016)

Districts	Indoor Surveillance				Outdoor Surveillance			
	Number of Houses Checked	Number of Houses Positive	Total Containers Checked	Total Containers Positive	Number of Spots Checked	Number of Spots Positive	Total Containers Checked	Total Containers Positive
ATTOCK	18946	20	57495	20	2046	3	7014	3
BAHAWALNAGAR	60606	0	206227	0	11760	0	17364	0
BAHAWALPUR	64937	0	206388	0	9920	0	23978	0
BHAKKAR	16429	0	46533	17	3994	0	12294	0
CHAKWAL	51297	7	176765	7	5669	1	24405	2
CHINIOT	3117	0	10874	0	1062	0	3511	0
D.G.KHAN	24073	0	52239	0	21428	0	46085	0
FAISALABAD	32513	53	171009	53	35304	66	120935	66
GUJRANWALA	98527	8	288983	11	26699	17	73994	58
GUJRAT	40474	2	136063	2	3056	1	7139	1
HAFIZABAD	24473	1	61945	1	1578	0	2134	0
JHELUM	14840	0	65974	0	3194	0	7409	0
JHANG	9736	0	31472	0	8391	1	27243	1
KASUR	49262	0	235909	0	1962	4	9270	4
KHANEWAL	7650	0	17767	0	1836	0	5451	0
KHUSHAB	4867	0	31116	0	5423	0	20168	0
LAHORE	300383	2940	1565178	3053	55499	271	188384	361
LAYYAH	367	0	1236	0	773	0	6480	0
LODHRAN	8518	0	24645	0	2891	0	5464	0
MANDI BAHAUDDIN	7500	0	30018	0	4855	1	5852	1
MIANWALI	11274	0	46818	0	3339	0	9584	0
MULTAN	65570	78	342878	78	7260	9	49906	9
MUZAFFARGARH	6093	0	23477	0	3426	0	10798	0
NANKANA SAHIB	25391	0	58289	0	6542	0	13659	0
NAROWAL	42809	0	142111	0	6579	2	16972	2
OKARA	54223	1	210746	1	11779	0	19041	0
PAKPATTAN	28350	0	49857	0	10417	0	19541	0
RAHIMYAR KHAN	9496	0	16907	0	6213	0	11535	0
RAJANPUR	11217	0	34989	0	2275	0	3394	0
RAWALPINDI	140114	2508	997005	2755	26936	191	152519	195
SAHIWAL	35080	0	42981	0	7430	0	9964	0
SARGODHA	75639	0	121526	0	13312	0	18970	0
SHEIKHUPURA	161181	8	441864	8	18337	17	52150	17
SIALKOT	24212	0	115459	0	9158	11	41676	17
T.T.SINGH	17957	0	66504	0	5857	1	14275	1
VEHARI	54671	0	100245	0	7940	0	4015	0
Total	1601792	5626	6229492	6006	354140	596	1062573	738