



PUNJAB INFORMATION TECHNOLOGY BOARD HEALTH REPORTING SYSTEM

WEEKLY SITREP



FOCUSING PULMONARY TUBERCULOSIS

11 Measles (Suspected)

- 4 Lahore 2 Bahawalnagar
- 2 Bahawalpur 2 Rawalpindi
- 1 Attock

10 Acute Flaccid Paralysis

- 3 Lahore 2 Muzaffargarh
- 2 Jhelum 1 Attock
- 1 Khanewal 1 Rawalpindi

07 Diphtheria (Suspected)

- 5 Lahore
- 1 Faisalabad 1 Multan

Patrons in Chief:

Khawaja Salman Rafique (Advisor to CM Punjab on Health) | Chairman, PITB
Secretary Specialized Healthcare and Medical Education Department

Patrons:

Dr. Salman Shahid (AS Technical SHC&ME)
Faisal Yousaf (D.G IT Operations) | Rizwan Rashid (D.G IT)

Editors:



Prof. Rubina Sarmad | Prof. Waseem Akram | Dr. Somia Iqtadar
Dr. Jamshaid Ahmad | Saffain Haider | Dr. Anjum Razzaq
Dr. Nasir Shakir (DS-SHC&ME)

Sub Editors:

Arsalan Manzoor | Sundas Kouser | Moeen Akhter

Designer:

Nida Fatima



HEALTH REPORTING SYSTEM

Epidemiological Week No.35 (28th August, 2016 to 3rd September, 2016)

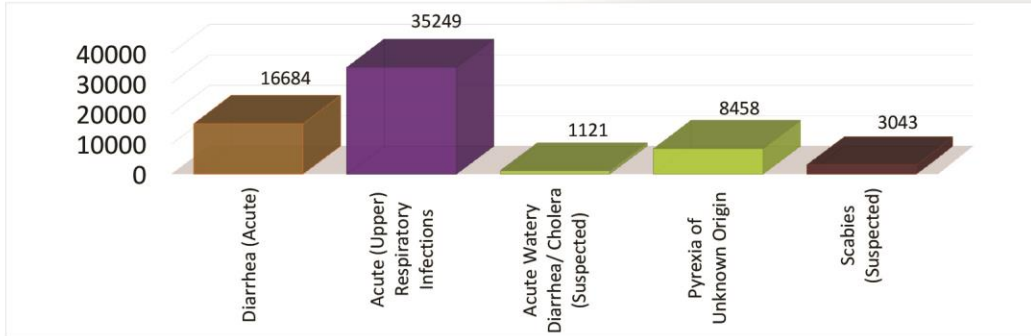
WEEKLY SITREP

Communicable Disease Situation - Punjab

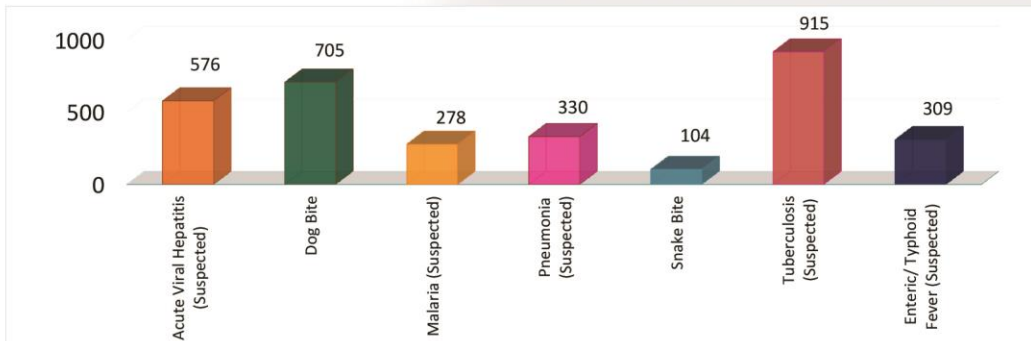
(Week 35, 2016)

TOTAL CASES = 67969

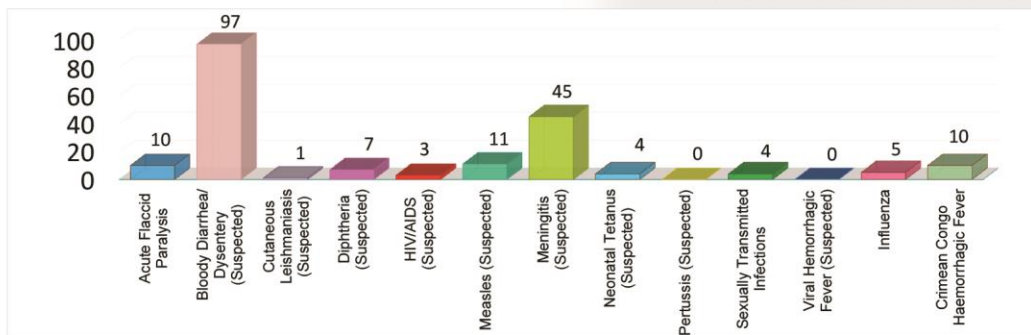
Diseases with number of cases >1000



Diseases with number of cases between 100 & 1000



Diseases with number of cases < 100



Acute Diarrhea: Cases which do not fit in the definition of Dysentery or Acute Watery Diarrhea

2/8

* Data as reported from THQ, Non Teaching DHQ & Teaching Hospitals of Punjab

HEALTH REPORTING SYSTEM

Epidemiological Week No.35 (28th August, 2016 to 3rd September, 2016)

WEEKLY SITREP

FOCUSING PULMONARY TUBERCULOSIS

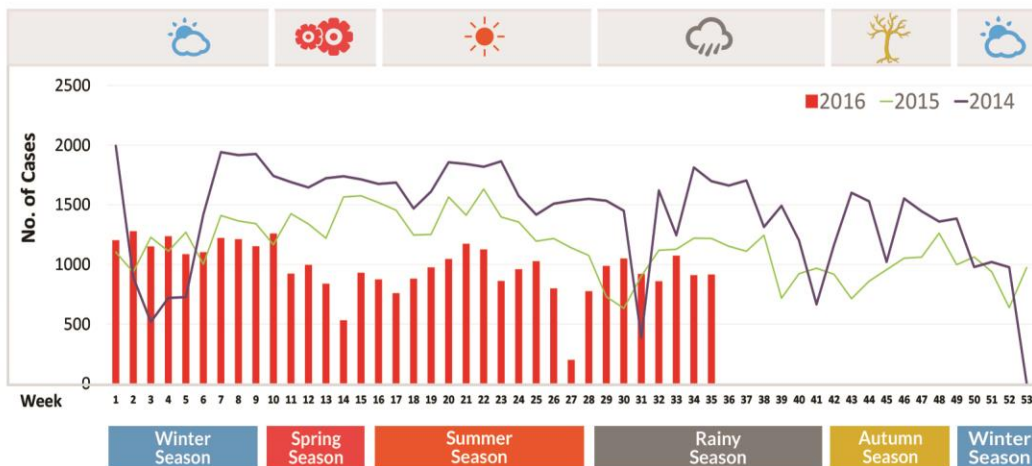
(WEEK 1 TO WEEK 35, 2016)

TOTAL ENTRIES = 34293

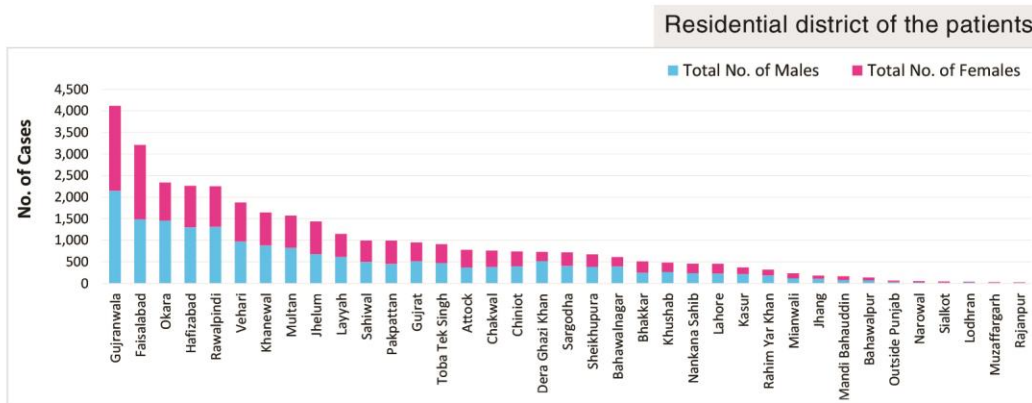
CASE DEFINITION

Suspected case of Tuberculosis: Any person who presents with symptoms or signs suggestive of Pulmonary Tuberculosis, in particular cough of long duration. Symptoms may also include hemoptysis, chest pain, breathlessness, fever/night sweats, tiredness, loss of appetite and significant weight loss.

WEEK WISE DISTRIBUTION



DISTRICT WISE DISTRIBUTION



* Data as reported from THQ, Non Teaching DHQ & Teaching Hospitals of Punjab

3/8

HEALTH REPORTING SYSTEM

Epidemiological Week No.35 (28th August, 2016 to 3rd September, 2016)

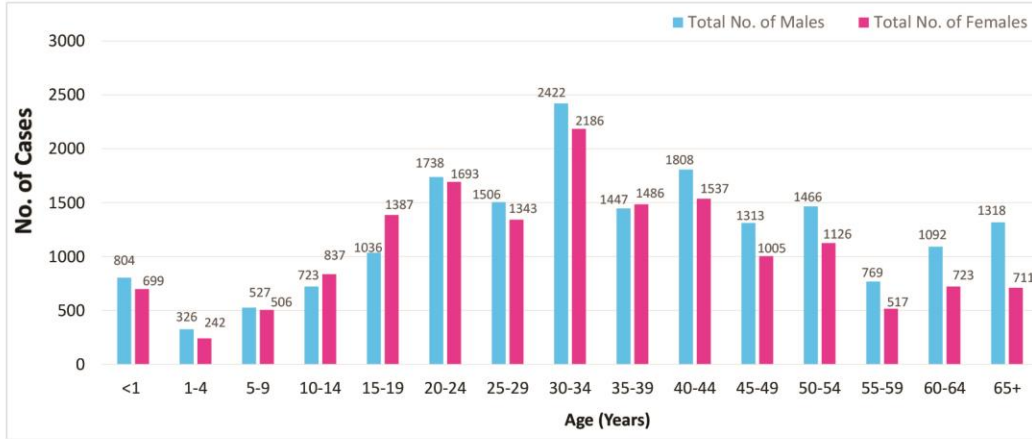
WEEKLY SITREP

FOCUSING PULMONARY TUBERCULOSIS

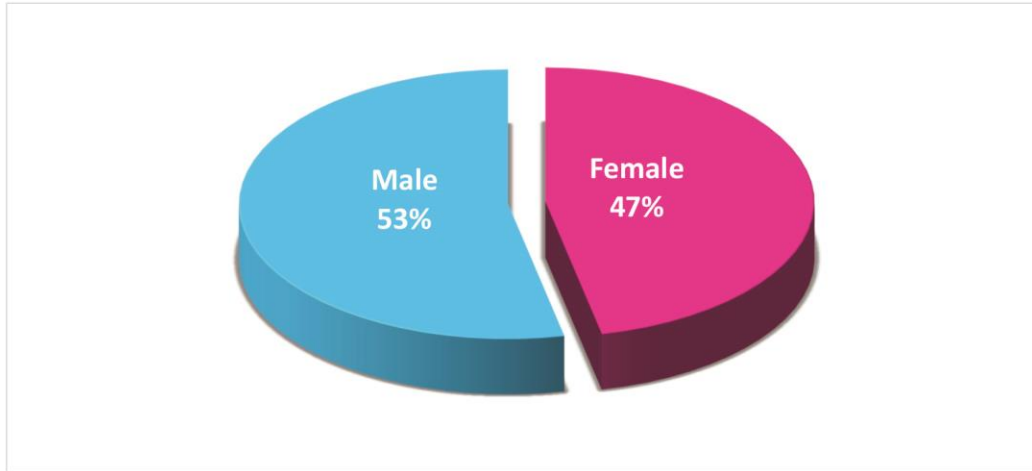
(WEEK 1 TO WEEK 35, 2016)

TOTAL ENTRIES = 34293

AGE WISE DISTRIBUTION



GENDER WISE DISTRIBUTION



* Data as reported from THQ, Non Teaching DHQ & Teaching Hospitals of Punjab

4/8

HEALTH REPORTING SYSTEM

Epidemiological Week No.35 (28th August, 2016 to 3rd September, 2016)

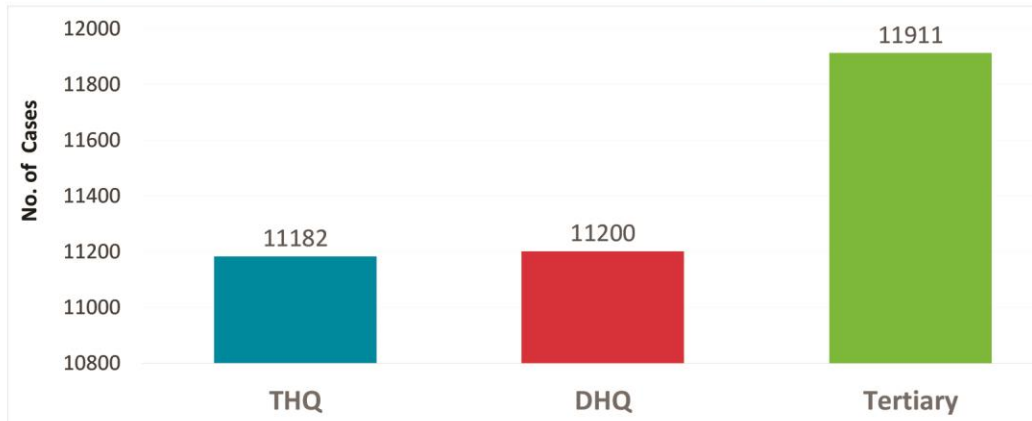
WEEKLY SITREP

FOCUSING PULMONARY TUBERCULOSIS

(WEEK 1 TO WEEK 35, 2016)

TOTAL ENTRIES = 34293

CASES REPORTED FROM VARIOUS TYPES OF HEALTH FACILITIES



LEGEND

● Acute Flaccid Paralysis (AFP)	● Diphtheria (Suspected) (Diph)
● Acute (Upper) Respiratory infections (ARI)	● Dog Bite (DB)
● Acute Viral Hepatitis (Suspected) (AVH)	● Enteric /Typhoid Fever (Suspected) (TF)
● Acute Watery Diarrhea/Cholera (Suspected) (AWD)	● HIV/AIDS (Suspected) (HIV/AIDS)
● Tuberculosis (Suspected) (TB)	● Malaria (Suspected) (Mal)
● Bloody Diarrhea/Dysentery (Suspected) (BD)	● Measles (Suspected) (Meas)
● Influenza (Inf)	● Crimean Congo Haemorrhagic Fever (CCHF)
● Pyrexia of Unknown Origin (PUO)	● Cutaneous Leishmaniasis (Suspected) (CL)
● Scabies (Suspected) (Scb)	● Diarrhoea (Acute) (AD)
● Sexually Transmitted Infections (STIs)	● Meningitis (Suspected) (Men)
● Snake Bite (with signs/ symptoms of poisoning) (SB)	● Neonatal Tetanus (Suspected) (NNT)
● Viral Hemorrhagic Fever (Suspected) (VHF)	● Pertussis (Suspected) (Pert)
● Pneumonia (Suspected) (Pneuo)	

H Tehsil Head Quarter THQ	H Rural Health Center RHC	H Teaching Hospital Tertiary
H District Head Quarter DHQ	H Basic Health Unit BHU	H Executive District Officer Health EDO(H)

* Data as reported from THQ, Non Teaching DHQ & Teaching Hospitals of Punjab

5/8

HEALTH REPORTING SYSTEM

Epidemiological Week No.35 (28th August, 2016 to 3rd September, 2016)

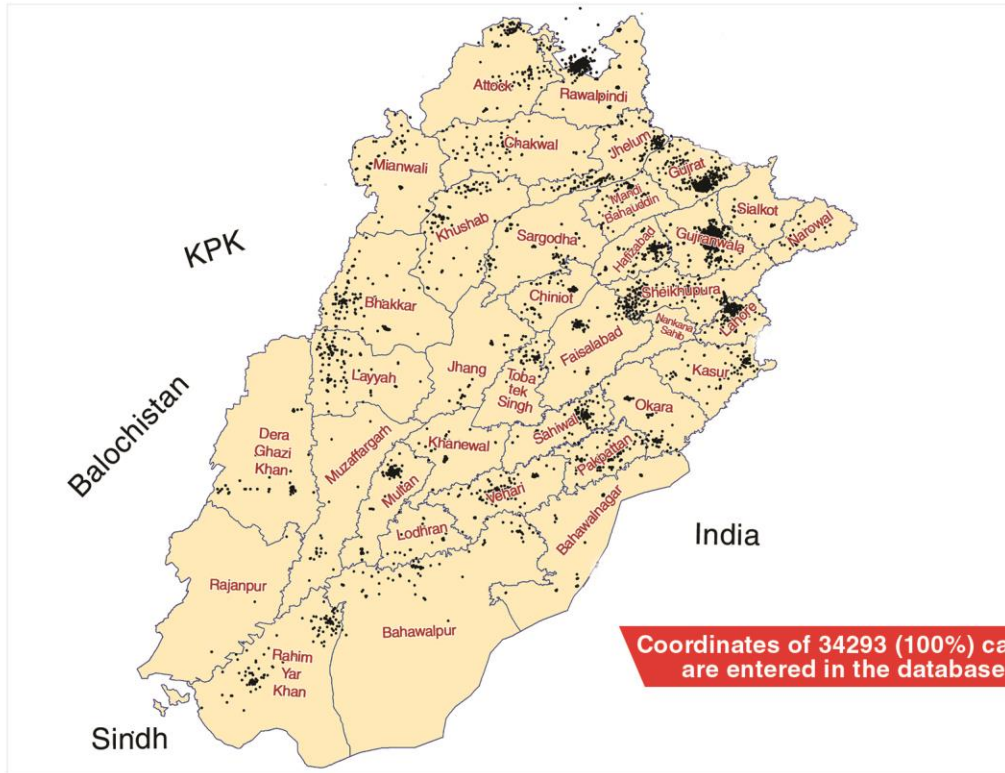
WEEKLY SITREP

FOCUSING PULMONARY TUBERCULOSIS

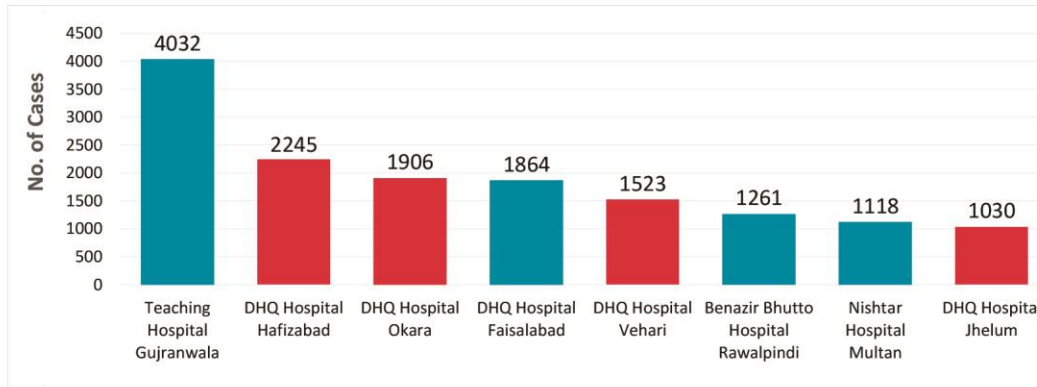
(WEEK 1 TO WEEK 35, 2016)

TOTAL ENTRIES = 34293

EPIDEMIOLOGICAL MAP



TOP REPORTING HOSPITALS



* Data as reported from THQ, Non Teaching DHQ & Teaching Hospitals of Punjab

6/8

HEALTH REPORTING SYSTEM

Epidemiological Week No.35 (28th August, 2016 to 3rd September, 2016)

WEEKLY SITREP



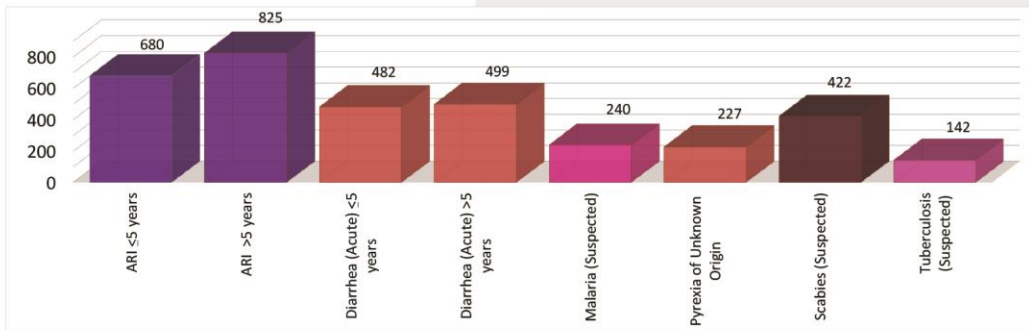
Focusing Disease Wheel

(Week 35, 2016)

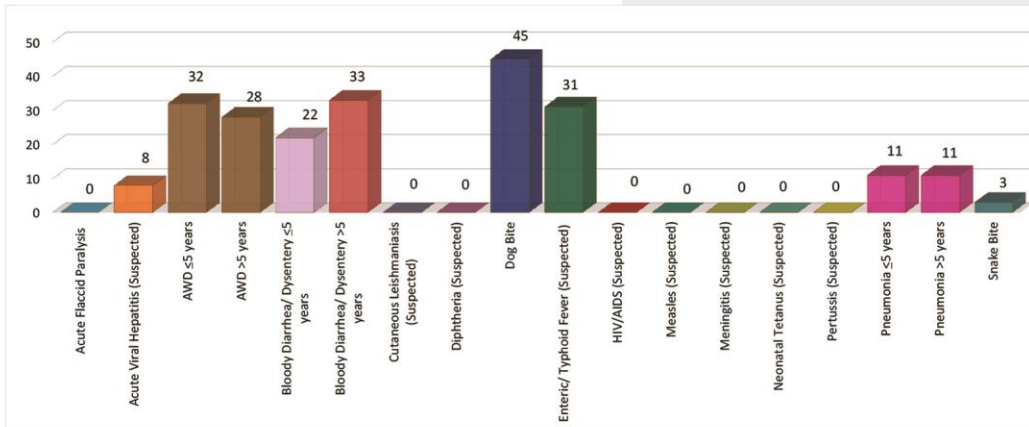
TOTAL CASES = 3741

DISEASE WISE DISTRIBUTION

Diseases with number of cases between 100 & 1000



Diseases with number of cases < 100



Acute Diarrhea: Cases which do not fit in the definition of Dysentery or Acute Watery Diarrhea

* Data as reported using disease wheel

7/8

HEALTH REPORTING SYSTEM

Epidemiological Week No.35 (28th August, 2016 to 3rd September, 2016)

WEEKLY SITREP

Focusing Dengue (Week 35, 2016)

Districts	Indoor Surveillance				Outdoor Surveillance			
	Number of Houses Checked	Number of Houses Positive	Total Containers Checked	Total Containers Positive	Number of Spots Checked	Number of Spots Positive	Total Containers Checked	Total Containers Positive
ATTOCK	45494	39	117963	39	2162	8	7700	8
BAHAWALNAGAR	48343	0	159916	0	10147	0	15544	0
BAHAWALPUR	37436	0	144128	0	8656	0	24813	0
BHAKKAR	15080	0	41684	4	3489	0	10897	0
CHAKWAL	51367	0	181399	0	5667	2	24417	4
CHINIOT	3008	2	9926	2	2897	0	9926	0
D.G.KHAN	6836	0	14390	0	5672	0	12215	0
FAISALABAD	71305	45	301130	46	53214	42	194387	43
GUJRANWALA	113571	6	332357	6	35074	17	87747	19
GUJRAT	36551	0	125420	0	2787	2	4657	2
HAFIZABAD	27884	0	71264	0	1651	0	3001	0
JHELUM	11250	0	51071	0	3129	0	11060	0
JHANG	7910	0	24335	0	6441	0	20129	0
KASUR	36292	3	184777	243	1510	7	6659	8
KHANEWAL	7536	0	19147	0	1818	0	5520	0
KHUSHAB	5880	0	37149	0	4428	0	13847	0
LAHORE	371593	5912	2034932	6237	59449	462	212674	525
LAYYAH	7924	0	33805	0	651	0	4378	0
LODHRAN	5972	0	21612	0	2449	17	5646	0
MANDI BAHAUDDIN	3950	0	21020	0	4791	0	4791	0
MIANWALI	11193	0	47715	0	4092	0	11253	0
MULTAN	63851	95	358641	95	8029	19	53118	19
MUZAFFARGARH	5402	0	19901	0	3336	0	10479	0
NANKANA SAHIB	30116	0	67003	0	6606	0	15812	0
NAROWAL	40889	0	126611	0	7641	0	17102	0
OKARA	25504	1	87376	1	8253	0	13119	0
PAKPATTAN	28325	0	49529	0	10471	0	19240	0
RAHIMYAR KHAN	3171	0	4631	0	2180	0	2997	0
RAJANPUR	5332	0	18415	0	4594	0	5818	0
RAWALPINDI	143130	3064	1091658	3298	27917	235	152612	244
SAHIWAL	21495	0	27737	0	5420	0	7291	0
SARGODHA	60219	0	97995	0	11545	0	15195	0
SHEIKHUPURA	169302	11	454415	11	19239	25	54252	25
SIALKOT	21036	0	99651	0	6631	8	31501	11
T.T.SINGH	13132	0	41692	0	4676	0	11300	0
VEHARI	56583	0	144663	2	8840	0	7746	0
Total	1593757	5495	6216303	5968	354140	596	1062573	738

8/8