



PUNJAB INFORMATION TECHNOLOGY BOARD HEALTH REPORTING SYSTEM

WEEKLY SITREP

FOCUSING MEASLES



16 Diphtheria (Suspected)

10 Lahore 3 Multan
2 Faisalabad 1 Rawalpindi

10 Acute Flaccid Paralysis

4 Lahore 2 Narowal
1 Faisalabad 1 Jhelum
1 Layyah 1 Muzaffargarh

03 Neonatal Tetanus (Suspected)

3 Lahore

Patrons in Chief:

Khawaja Salman Rafique (Advisor to CM Punjab on Health) | Chairman, PITB
Secretary Specialized Healthcare and Medical Education Department

Patrons:

Dr. Salman Shahid (AS Technical SHC&ME)
Faisal Yousaf (D.G IT Operations) | Rizwan Rashid (D.G IT)

Editors:

Prof. Rubina Sarmad | Prof. Waseem Akram | Dr. Somia Iqtadar
Dr. Jamshaid Ahmad | Saflain Haider | Dr. Anjum Razzaq
Dr. Nasir Shakir (DS-SHC&ME)

Sub Editors:

Arsalan Manzoor | Sundas Kouser | Moeen Akhter

Designer:

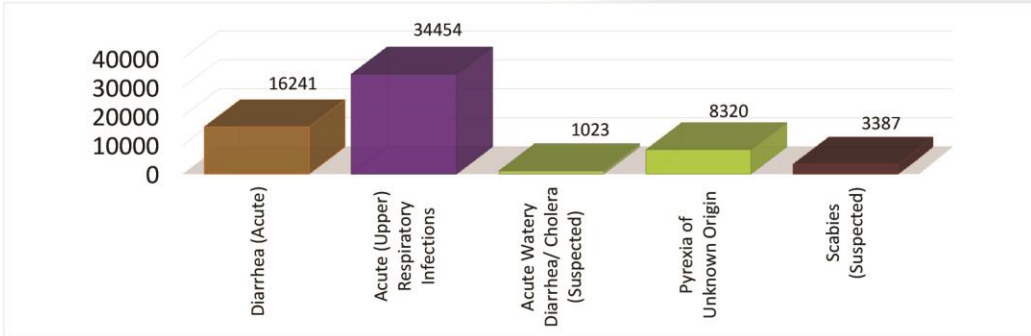
Nida Fatima

Communicable Disease Situation - Punjab

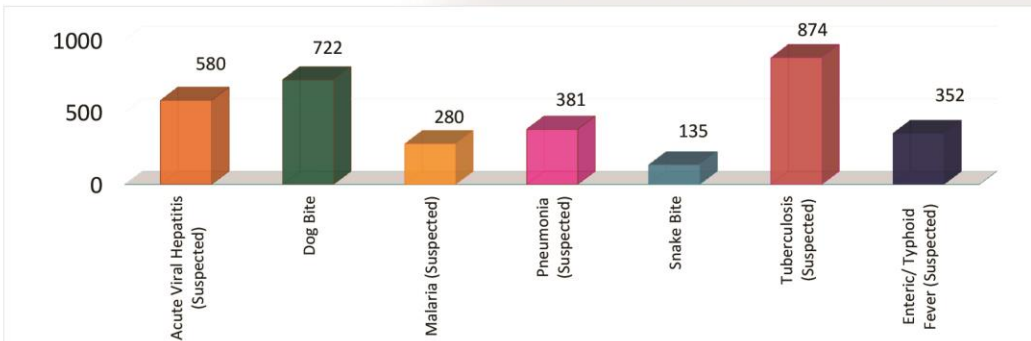
(Week 36, 2016)

TOTAL CASES = 66979

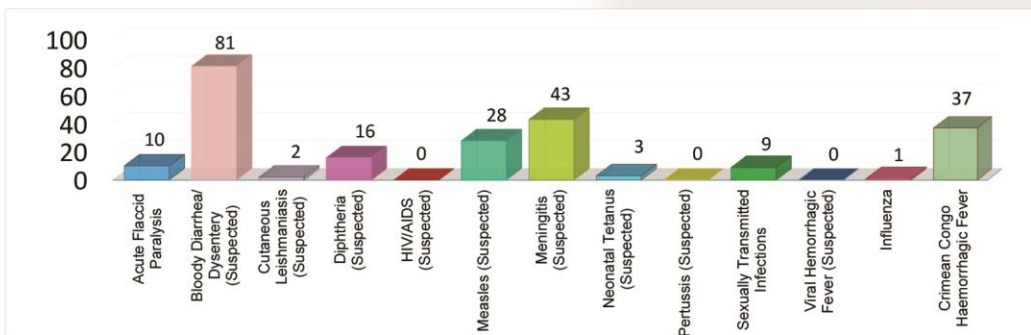
Diseases with number of cases >1000



Diseases with number of cases between 100 & 1000



Diseases with number of cases < 100



Acute Diarrhea: Cases which do not fit in the definition of Dysentery or Acute Watery Diarrhea

* Data as reported from THQ, Non Teaching DHQ & Teaching Hospitals of Punjab

Focusing Measles

(week 1 to week 36, 2016)

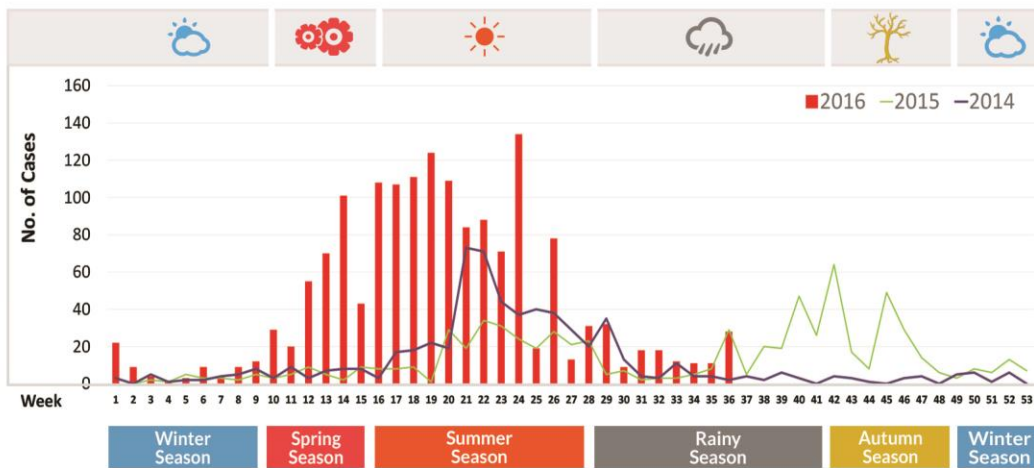
Total Entries = 1607

CASE DEFINITION

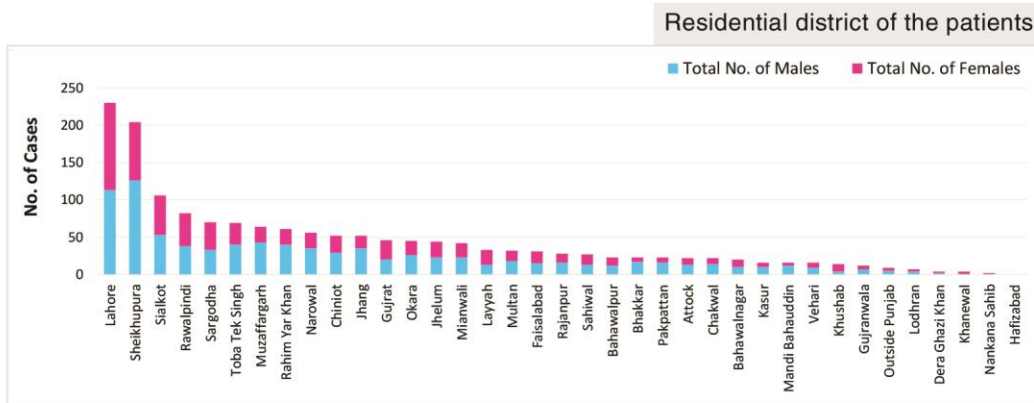
Suspected Case: Any person in whom a clinician suspects measles infection *OR*

Any person with fever, and generalized maculopapular rash (i.e. non vesicular) and one of the following: cough, coryza (i.e. runny nose) and conjunctivitis (i.e. red eye).

WEEK WISE DISTRIBUTION



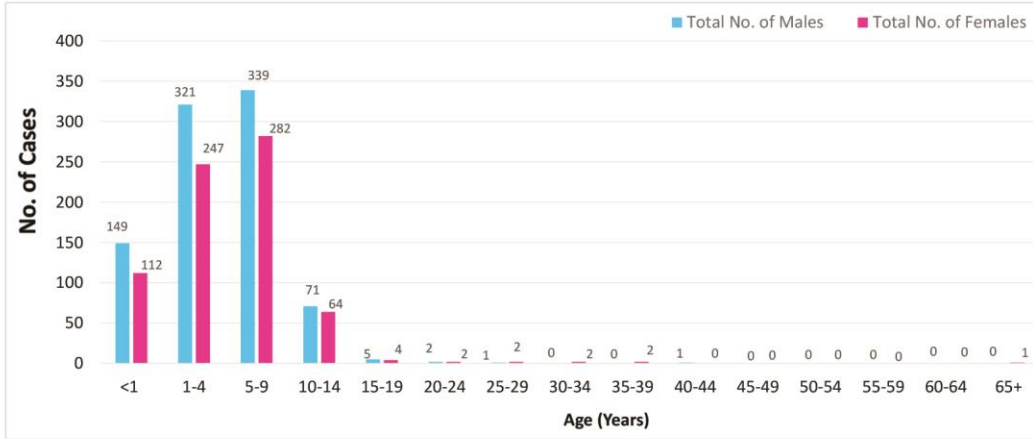
DISTRICT WISE DISTRIBUTION



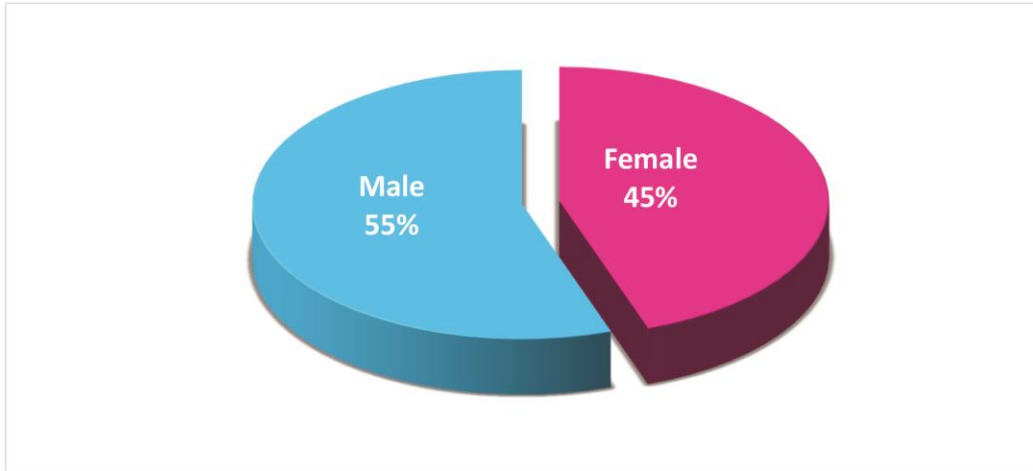
* Data as reported from THQ, Non Teaching DHQ & Teaching Hospitals of Punjab

Focusing Measles
(week 1 to week 36, 2016)
Total Entries = 1607

AGE WISE DISTRIBUTION



GENDER WISE DISTRIBUTION



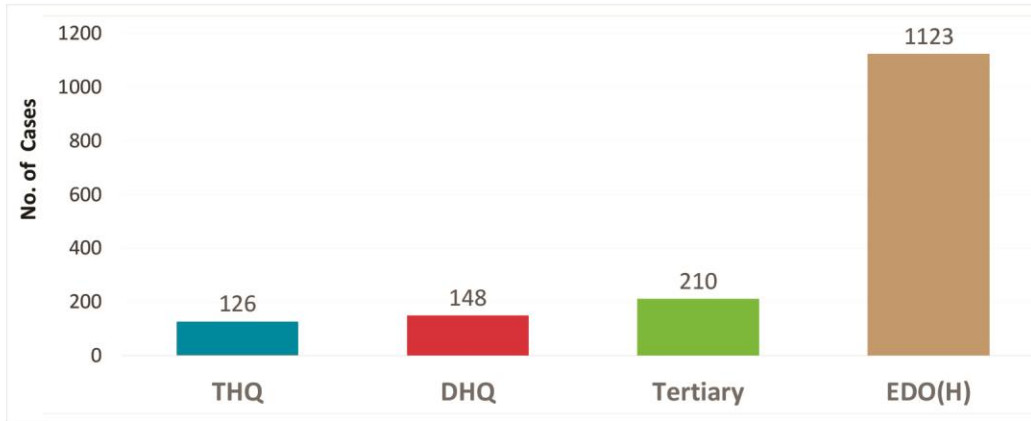
* Data as reported from THQ, Non Teaching DHQ & Teaching Hospitals of Punjab

Focusing Measles

(week 1 to week 36, 2016)

Total Entries = 1607

CASES REPORTED FROM VARIOUS TYPES OF HEALTH FACILITIES



LEGEND

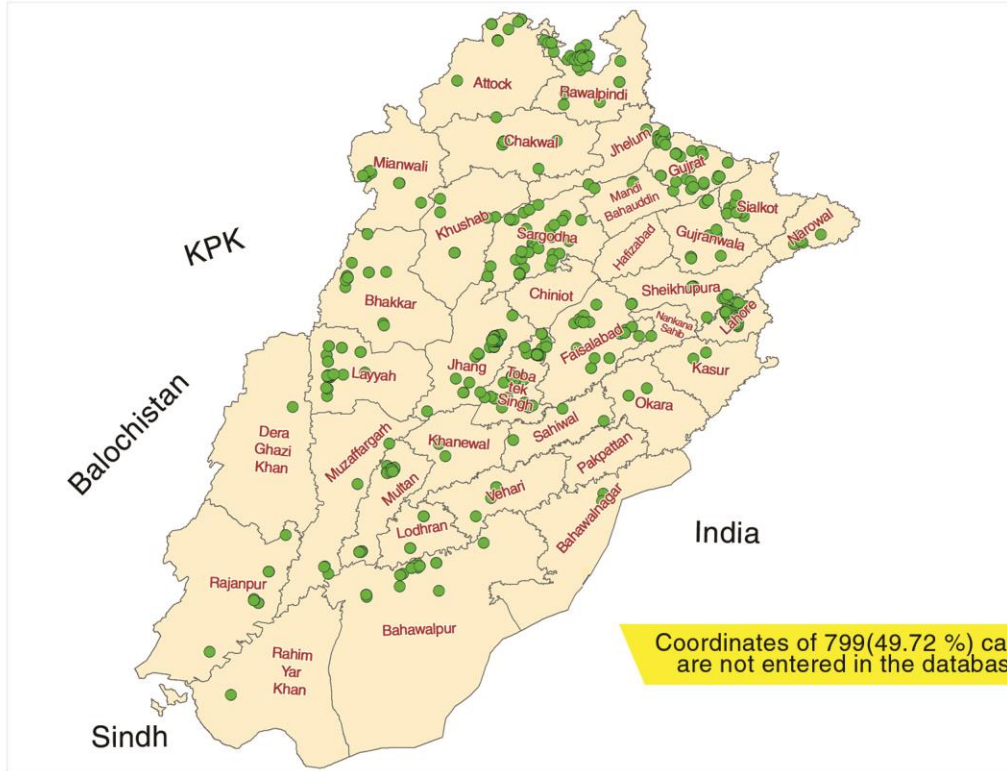
● Acute Flaccid Paralysis (AFP)	● Diphtheria (Suspected) (Diph)	
● Acute (Upper) Respiratory infections (ARI)	● Dog Bite (DB)	
● Acute Viral Hepatitis (Suspected) (AVH)	● Enteric /Typhoid Fever (Suspected) (TF)	
● Acute Watery Diarrhea/Cholera (Suspected) (AWD)	● HIV/AIDS (Suspected) (HIV/AIDS)	
● Tuberculosis (Suspected) (TB)	● Malaria (Suspected) (Mal)	
● Bloody Diarrhea/Dysentery (Suspected) (BD)	● Measles (Suspected) (Meas)	
● Influenza (Inf)	● Crimean Congo Haemorrhagic Fever (CCHF)	
● Pyrexia of Unknown Origin (PUO)	● Cutaneous Leishmaniasis (Suspected) (CL)	
● Scabies (Suspected) (Scb)	● Diarrhoea (Acute) (AD)	
● Sexually Transmitted Infections (STIs)	● Meningitis (Suspected) (Men)	
● Snake Bite (with signs/ symptoms of poisoning) (SB)	● Neonatal Tetanus (Suspected) (NNT)	
● Viral Hemorrhagic Fever (Suspected) (VHF)	● Pertussis (Suspected) (Pert)	
● Pneumonia (Suspected) (Pneuo)		
H Tehsil Head Quarter THQ	H Rural Health Center RHC	H Teaching Hospital Tertiary
H District Head Quarter DHQ	H Basic Health Unit BHU	H Executive District Officer Health EDO(H)

* Data as reported from THQ, Non Teaching DHQ & Teaching Hospitals of Punjab

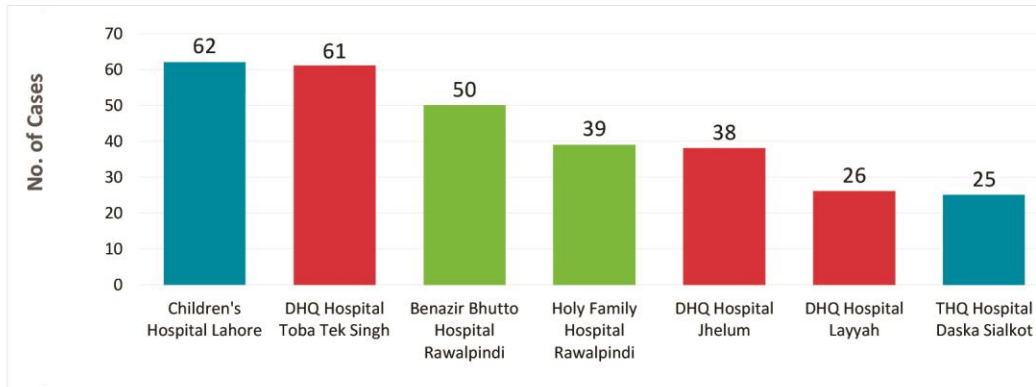


Focusing Measles
(week 1 to week 36, 2016)
Total Entries = 1607


EPIDEMIOLOGICAL MAP



TOP REPORTING HOSPITALS



* Data as reported from THQ, Non Teaching DHQ & Teaching Hospitals of Punjab



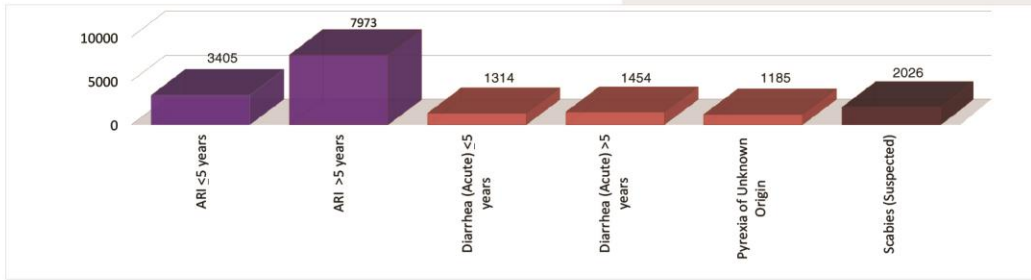
Focusing Disease Wheel

(Week 36, 2016)

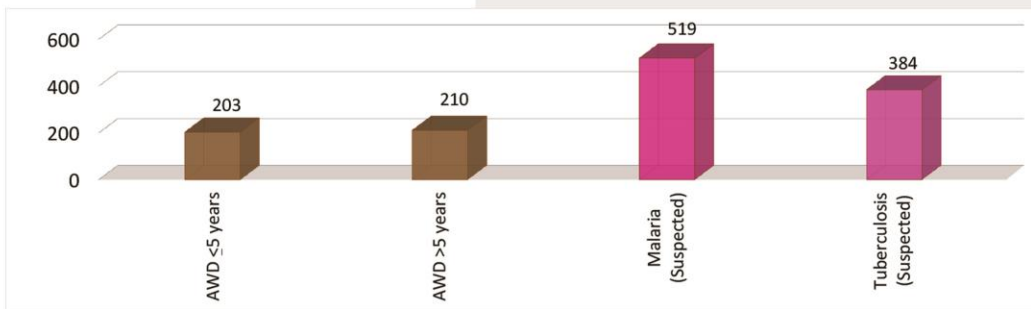
TOTAL CASES = 19052

DISEASE WISE DISTRIBUTION

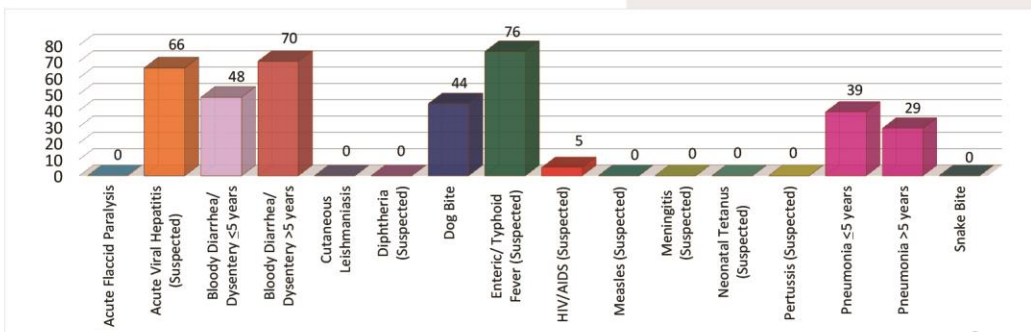
Diseases with number of cases > 100



Diseases with number of cases between 100 & 1000



Diseases with number of cases < 100



Acute Diarrhea: Cases which do not fit in the definition of Dysentery or Acute Watery Diarrhea

* Data as reported using disease wheel

Focusing Dengue

(Week 36, 2016)

Districts	Indoor Surveillance				Outdoor Surveillance			
	Number of Houses Checked	Number of Houses Positive	Total Containers Checked	Total Containers Positive	Number of Spots Checked	Number of Spots Positive	Total Containers Checked	Total Containers Positive
ATTOCK	19852	2	60322	2	2078	4	7576	4
BAHAWALNAGAR	48858	0	166221	0	9465	0	14617	0
BAHAWALPUR	57914	0	203891	0	10857	0	33325	0
BHAKKAR	16651	0	49935	9	4011	0	10950	3
CHAKWAL	51146	0	180830	0	5514	1	23896	4
CHINIOT	5014	1	16541	1	3168	0	10382	0
D.G.KHAN	19527	0	42147	0	16850	0	36793	0
FAISALABAD	73997	40	331554	40	57976	20	219167	20
GUJRANWALA	101678	7	309761	10	23888	5	63954	5
GUJRAT	39688	1	133715	1	3161	3	5043	3
HAFIZABAD	37654	0	89625	0	1781	0	3321	0
JHELUM	15525	0	73078	0	4537	0	15199	0
JHANG	4927	0	19940	22	8421	0	26752	0
KASUR	26663	0	140973	46	1864	2	7386	3
KHANEWAL	7725	0	18240	0	1854	0	5293	0
KHUSHAB	6059	0	40141	0	3144	0	9458	0
LAHORE	121480	1635	641736	1682	23581	104	90181	124
LAYYAH	3039	0	13427	0	130	0	1343	0
LODHRAN	15858	0	62234	0	5693	0	12618	0
MANDI BAHAUDDIN	4125	0	18721	0	3447	0	4408	0
MIANWALI	14986	0	66354	0	4791	0	12370	0
MULTAN	58164	100	338267	100	7236	15	51961	15
MUZAFFARGARH	4838	0	20376	0	3019	0	11690	0
NANKANA SAHIB	30369	0	63460	0	6675	0	14467	0
NAROWAL	33542	0	87450	0	5303	0	12318	0
OKARA	53724	1	190905	1	11247	0	18147	0
PAKPATTAN	28475	0	49761	0	10465	1	19482	1
RAHIMYAR KHAN	14940	0	24843	0	4100	0	8257	0
RAJANPUR	25486	0	87337	0	7833	0	10428	0
RAWALPINDI	88789	1598	647839	1701	18312	88	96854	90
SAHIWAL	36110	0	47122	0	9000	1	12657	4
SARGODHA	57505	0	93446	0	11512	0	14275	0
SHEIKHUPURA	164431	11	465685	11	18211	6	49674	12
SIALKOT	20309	0	95733	0	6773	0	33049	0
T.T.SINGH	18946	0	66230	0	6139	1	15868	1
VEHARI	60633	0	189723	0	9124	0	10618	2
Total	1388627	3396	5147563	3626	354140	596	1062573	738