



PUNJAB INFORMATION TECHNOLOGY BOARD HEALTH REPORTING SYSTEM

WEEKLY SITREP



FOCUSING Crimean-Congo Haemorrhagic Fever

12 Diphtheria (Suspected)

- 7 Lahore
- 5 Faisalabad

08 Acute Flaccid Paralysis

- 3 Muzaffargarh
- 1 Faisalabad
- 1 Bahawalnagar
- 1 Jhelum
- 1 Khanewal
- 1 Pakpattan

07 Measles (Suspected)

- 5 Lahore
- 1 Rawalpindi
- 1 Sialkot

Patrons in Chief:

Khawaja Salman Rafique (Advisor to CM Punjab on Health) | Chairman, PITB
Secretary Specialized Healthcare and Medical Education Department

Patrons:

Dr. Salman Shahid (AS Technical SHC&ME)
Faisal Yousaf (D.G IT Operations) | Rizwan Rashid (D.G IT)

Editors:

Prof. Rubina Sarmad | Prof. Waseem Akram | Dr. Somia Iqtadar
Dr. Jamshaid Ahmad | Saflain Haider | Dr. Anjum Razzaq
Dr. Nasir Shakir (DS-SHC&ME)

Sub Editors:

Arsalan Manzoor | Sundas Kouser | Moeen Akhter

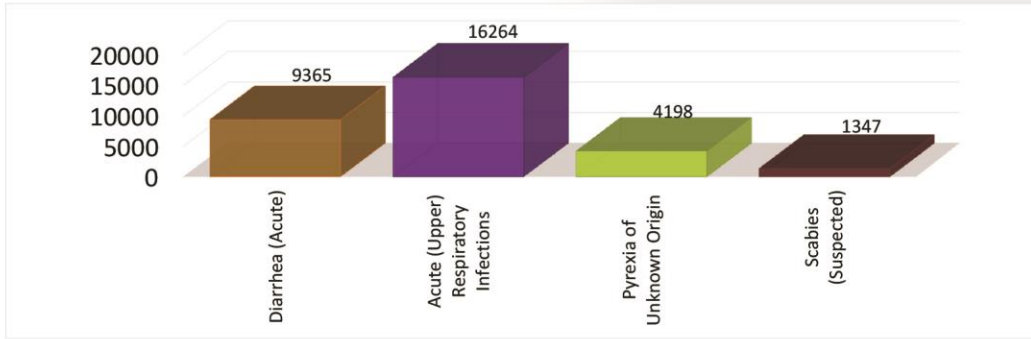
Designer:

Nida Fatima

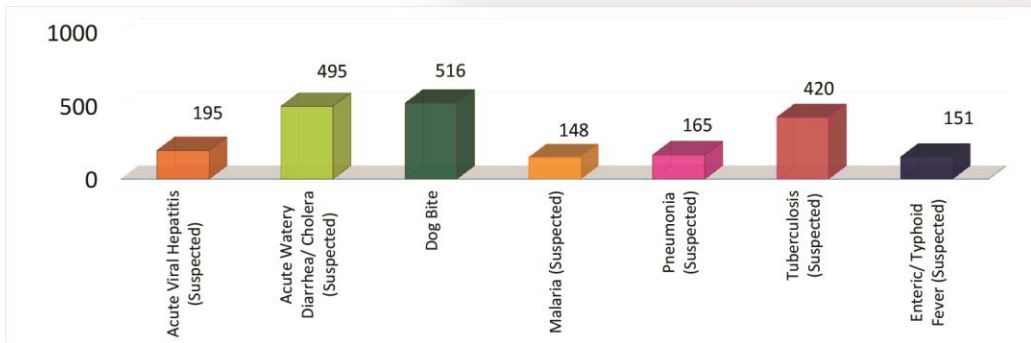


Communicable Disease Situation - Punjab
(Week 37, 2016)
Total Cases = 33468

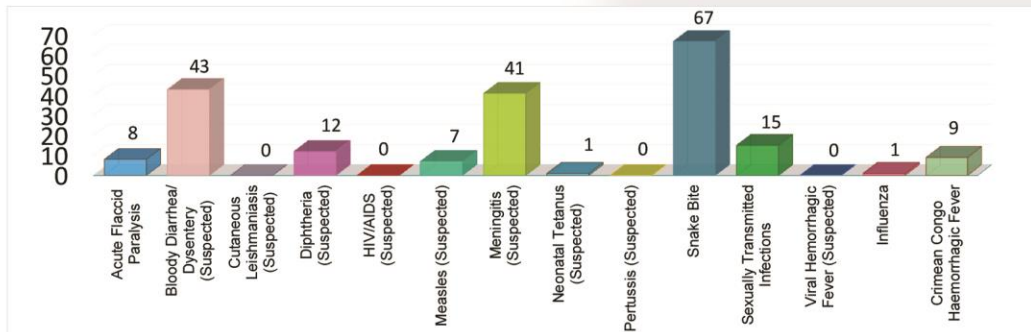
Diseases with number of cases >1000



Diseases with number of cases between 100 & 1000



Diseases with number of cases < 100



Acute Diarrhea: Cases which do not fit in the definition of Dysentery or Acute Watery Diarrhea

* Data as reported from THQ, Non Teaching DHQ & Teaching Hospitals of Punjab

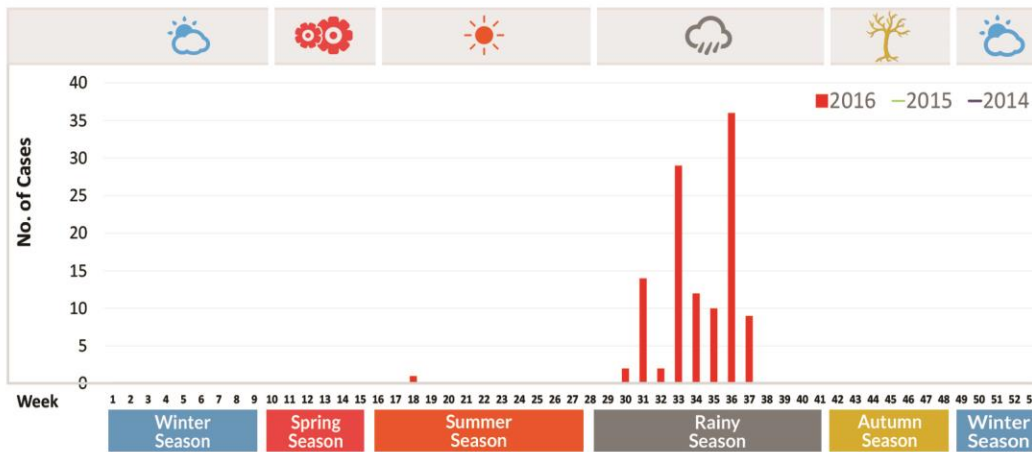


FOCUSING CRIMEAN-CONGO HAEMORRHAGIC FEVER
(WEEK 1 TO WEEK 37, 2016)
TOTAL ENTRIES = 115

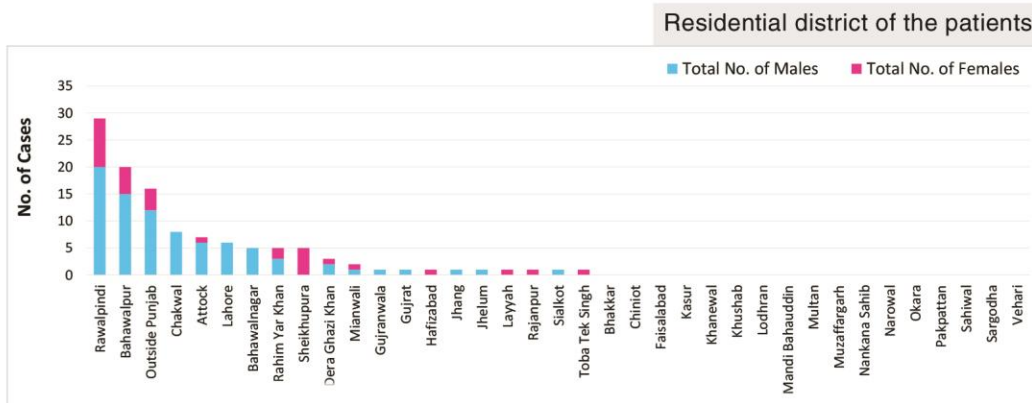
CASE DEFINITION

Suspected Case: Patient with sudden onset of illness with high grade fever (>38.5°C) for > 72 hours and <10 days especially in CCHF endemic areas and among those in contact with a confirmed patient or handling animals and raw animal products AND fever usually associated with headache & muscle pain and does not respond to antibiotics or anti-malarial treatment.

WEEK WISE DISTRIBUTION



DISTRICT WISE DISTRIBUTION

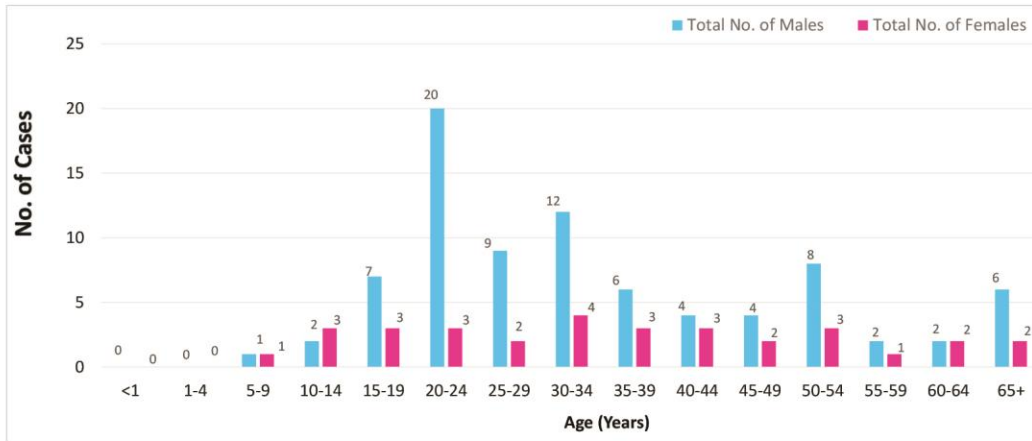


* Data as reported from THQ, Non Teaching DHQ & Teaching Hospitals of Punjab

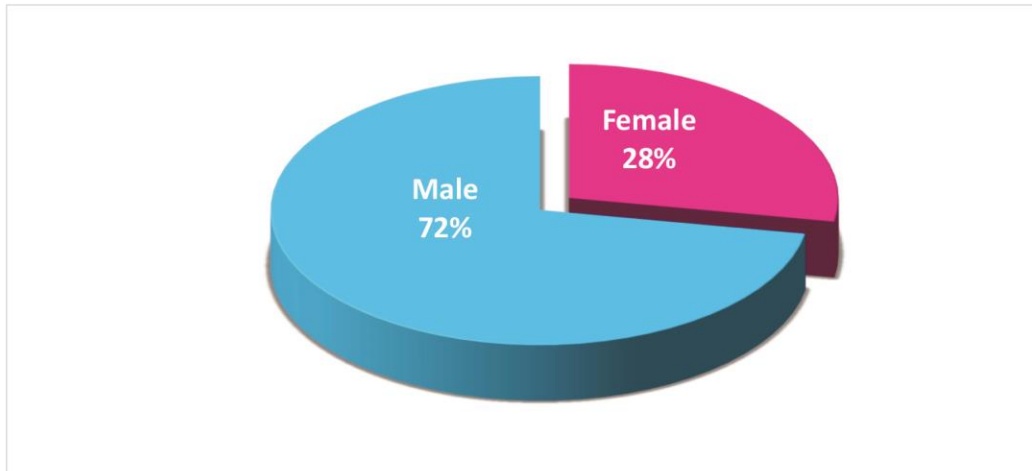


FOCUSING CRIMEAN-CONGO HAEMORRHAGIC FEVER
 (WEEK 1 TO WEEK 37, 2016)
TOTAL ENTRIES = 115

AGE WISE DISTRIBUTION



GENDER WISE DISTRIBUTION

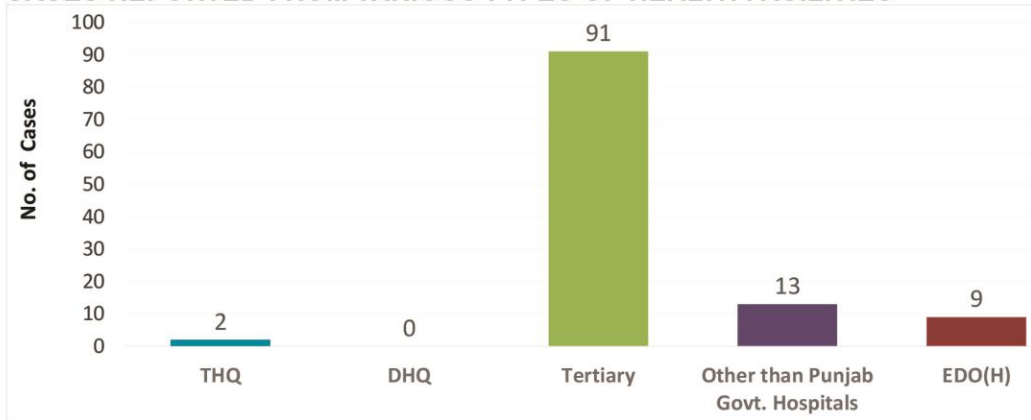


* Data as reported from THQ, Non Teaching DHQ & Teaching Hospitals of Punjab



FOCUSING CRIMEAN-CONGO HAEMORRHAGIC FEVER
(WEEK 1 TO WEEK 37, 2016)
TOTAL ENTRIES = 115

CASES REPORTED FROM VARIOUS TYPES OF HEALTH FACILITIES



LEGEND

● Acute Flaccid Paralysis (AFP)	● Diphtheria (Suspected) (Diph)	
● Acute (Upper) Respiratory infections (ARI)	● Dog Bite (DB)	
● Acute Viral Hepatitis (Suspected) (AVH)	● Enteric /Typhoid Fever (Suspected) (TF)	
● Acute Watery Diarrhea/Cholera (Suspected) (AWD)	● HIV/AIDS (Suspected) (HIV/AIDS)	
● Tuberculosis (Suspected) (TB)	● Malaria (Suspected) (Mal)	
● Bloody Diarrhea/Dysentery (Suspected) (BD)	● Measles (Suspected) (Meas)	
● Influenza (Inf)	● Crimean Congo Haemorrhagic Fever (CCHF)	
● Pyrexia of Unknown Origin (PUO)	● Cutaneous Leishmaniasis (Suspected) (CL)	
● Scabies (Suspected) (Scb)	● Diarrhoea (Acute) (AD)	
● Sexually Transmitted Infections (STIs)	● Meningitis (Suspected) (Men)	
● Snake Bite (with signs/ symptoms of poisoning) (SB)	● Neonatal Tetanus (Suspected) (NNT)	
● Viral Hemorrhagic Fever (Suspected) (VHF)	● Pertussis (Suspected) (Pert)	
● Pneumonia (Suspected) (Pneuo)		
H Tehsil Head Quarter THQ	H Rural Health Center RHC	H Teaching Hospital Tertiary
H District Head Quarter DHQ	H Basic Health Unit BHU	H Executive District Officer Health EDO(H)

* Data as reported from THQ, Non Teaching DHQ & Teaching Hospitals of Punjab

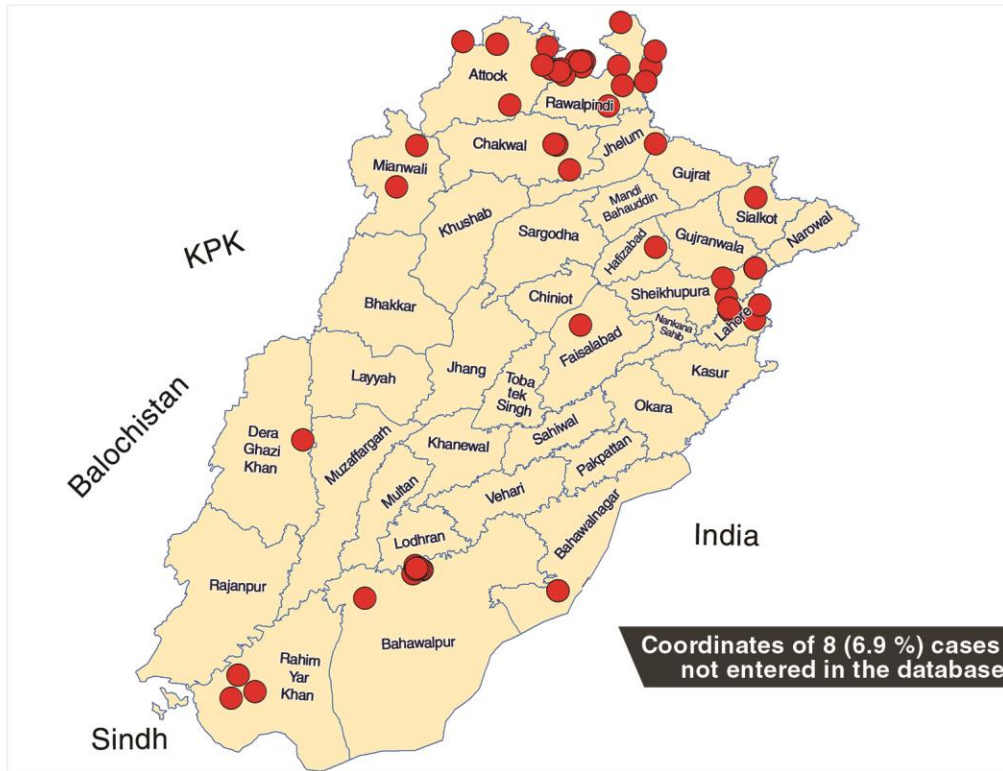


FOCUSING CRIMEAN-CONGO HAEMORRHAGIC FEVER

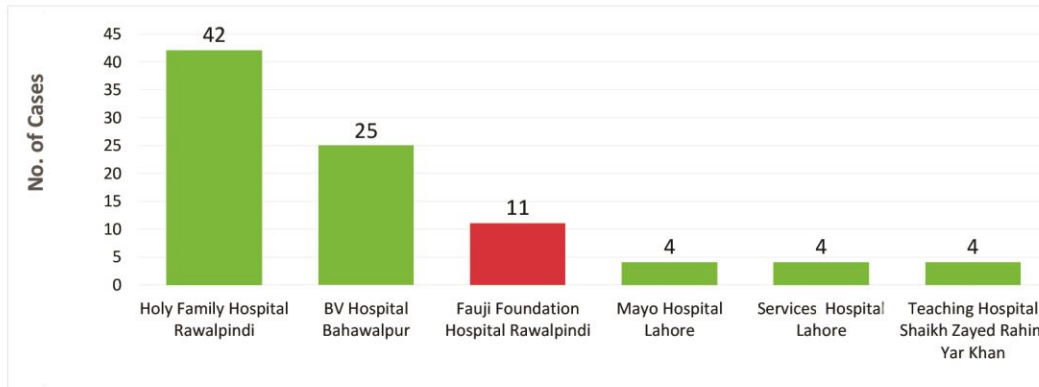
(WEEK 1 TO WEEK 37, 2016)

TOTAL ENTRIES = 115

EPIDEMIOLOGICAL MAP



TOP REPORTING HOSPITALS



* Data as reported from THQ, Non Teaching DHQ & Teaching Hospitals of Punjab



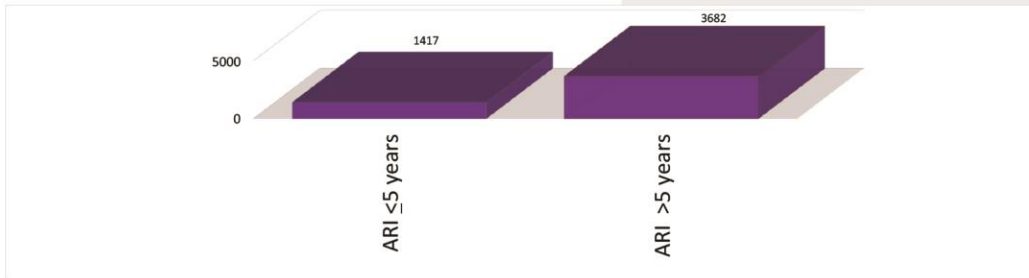
Focusing Disease Wheel

(Week 37, 2016)

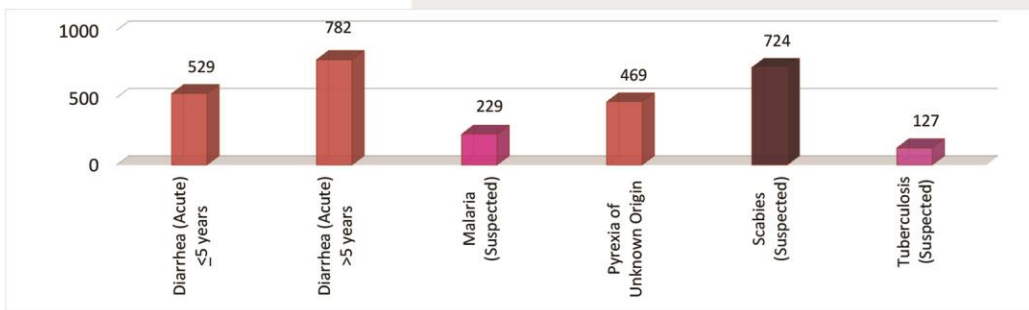
TOTAL CASES = 8274

DISEASE WISE DISTRIBUTION

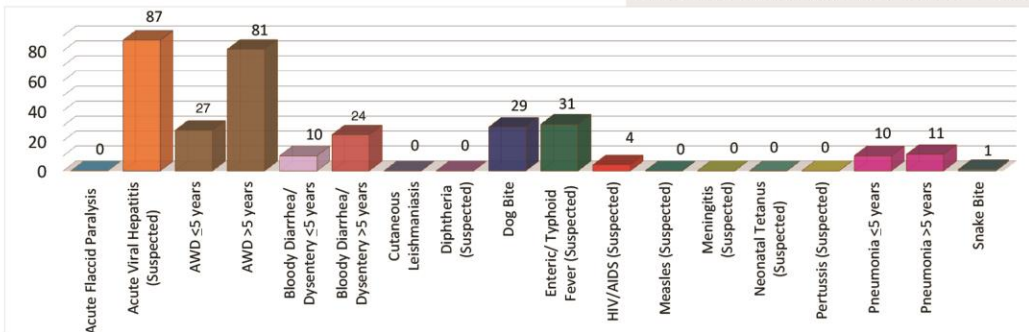
Diseases with number of cases > 1000



Diseases with number of cases between 100 & 1000



Diseases with number of cases < 100



Acute Diarrhea: Cases which do not fit in the definition of Dysentery or Acute Watery Diarrhea

* Data as reported using disease wheel



Focusing Dengue

(Week 37, 2016)

Districts	Indoor Surveillance				Outdoor Surveillance			
	Number of Houses Checked	Number of Houses Positive	Total Containers Checked	Total Containers Positive	Number of Spots Checked	Number of Spots Positive	Total Containers Checked	Total Containers Positive
ATTOCK	17377	1	54244	1	1855	0	6659	0
BAHAWALNAGAR	59249	0	203668	0	11559	0	17653	0
BAHAWALPUR	41715	0	160359	0	8009	0	26415	0
BHAKKAR	8209	0	23621	0	1399	0	4497	0
CHAKWAL	34127	0	122488	0	4080	0	18218	0
CHINIOT	2315	0	6901	0	600	0	2040	0
D.G.KHAN	5169	0	11437	0	3751	0	8718	0
FAISALABAD	64383	23	256054	23	50837	24	159276	24
GUJRANWALA	100110	0	250738	0	20379	1	45479	2
GUJRAT	14520	0	54469	0	1249	0	2428	0
HAFIZABAD	10550	0	31040	0	708	0	1324	0
JHELUM	12530	0	62544	0	3460	0	11123	0
JHANG	5263	0	16718	0	4091	0	12842	0
KASUR	14903	0	74639	0	940	0	3737	0
KHANEWAL	7400	0	17411	0	1793	0	5152	0
KHUSHAB	2727	0	17435	0	1810	0	4805	0
LAHORE	253434	2559	1353785	2738	42332	89	147812	105
LODHRAN	4960	0	18140	0	1901	0	4360	0
MANDI BAHAUDDIN	3550	0	15745	0	1854	0	3719	0
MIANWALI	6832	0	30207	0	1991	0	4981	0
MULTAN	45068	65	264251	65	6317	4	39687	4
NANKANA SAHIB	17012	0	35995	0	3950	0	8739	0
NAROWAL	27822	0	86733	0	5031	0	11453	0
OKARA	40437	1	146838	1	10853	0	17445	0
PAKPATTAN	26359	0	47102	0	8155	0	15688	0
RAHIMYAR KHAN	10370	0	15942	0	1245	0	1436	0
RAJANPUR	16703	0	59193	0	2386	0	3810	0
RAWALPINDI	101103	1692	754308	1812	21017	68	116650	68
SAHIWAL	25940	0	34260	0	8000	0	11031	0
SARGODHA	44170	0	82626	0	11558	0	14006	0
SHEIKHUPURA	134632	11	362842	12	14698	9	39799	14
SIALKOT	12789	0	60803	0	4180	1	20196	3
T.T.SINGH	8521	0	30836	0	3653	0	8712	0
VEHARI	49492	0	176666	0	7450	0	9486	0
Total	1229741	4352	4940038	4652	4652	4652	4652	4652