

Epidemiological Week No.38 (18<sup>th</sup> September, 2016 to 24<sup>h</sup> September, 2016)



# PUNJAB INFORMATION TECHNOLOGY BOARD HEALTH REPORTING SYSTEM

WEEKLY SITREP



## FOCUSING Cutaneous Leishmaniasis (Suspected)

### 08 Measles (Suspected)

- 4 Vehari
- 1 Mianwali
- 1 Lahore
- 1 Jhelum
- 1 Okara

### 06 Acute Flaccid Paralysis

- 4 Lahore
- 1 Pakpattan
- 1 Faisalabad

### 03 HIV/AIDS (Suspected)

- 3 Lahore

### 02 Cutaneous Leishmaniasis (Suspected)

- 1 Khushab
- 1 Mianwali

#### Patrons in Chief:

Khawaja Salman Rafique (Advisor to CM Punjab on Health) | Chairman, PITB  
Secretary Specialized Healthcare and Medical Education Department

#### Patrons:

Dr. Salman Shahid (AS Technical SHC&ME)  
Faisal Yousaf (D.G IT Operations) | Rizwan Rashid (D.G IT)

#### Editors:

Prof. Rubina Sarmad | Prof. Waseem Akram | Dr. Somia Iqtadar  
Dr. Jamshaid Ahmad | Saffain Haider | Dr. Anjum Razzaq  
Dr. Nasir Shakir (DS-SHC&ME)

#### Sub Editors:

Arsalan Manzoor | Sundas Kouser | Moeen Akhter

#### Designer:

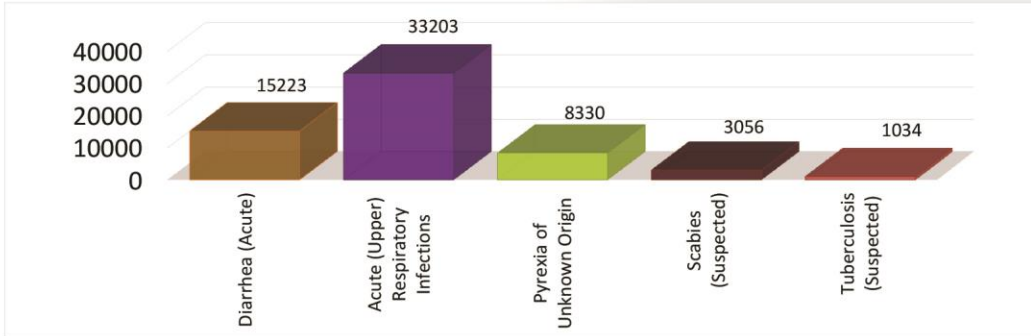
Nida Fatima

**Communicable Disease Situation - Punjab**

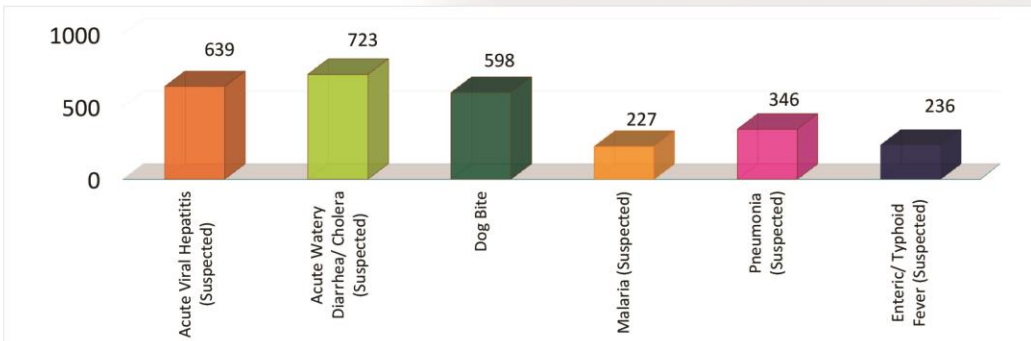
(Week 38, 2016)

Total Cases = 63873

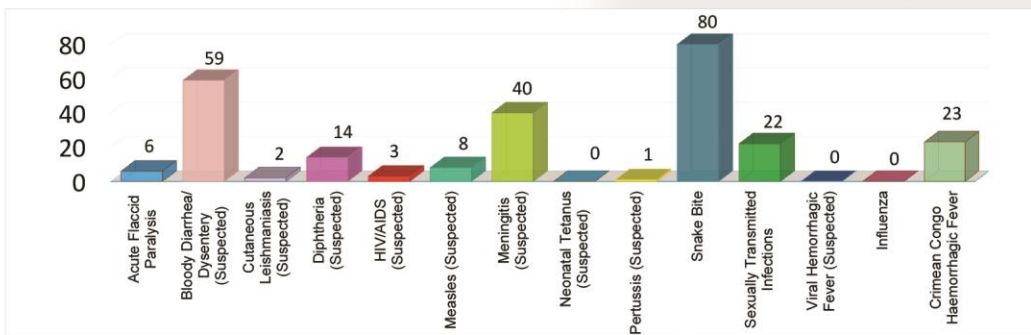
Diseases with number of cases > 1000



Diseases with number of cases between 100 & 1000

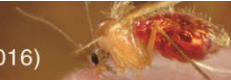


Diseases with number of cases < 100



**Acute Diarrhea: Cases which do not fit in the definition of Dysentery or Acute Watery Diarrhea**

\* Data as reported from THQ, Non Teaching DHQ & Teaching Hospitals of Punjab



**Focusing Cutaneous Leishmaniasis (Suspected)**  
(week 1 to week 38, 2016)  
**Total Entries = 523**

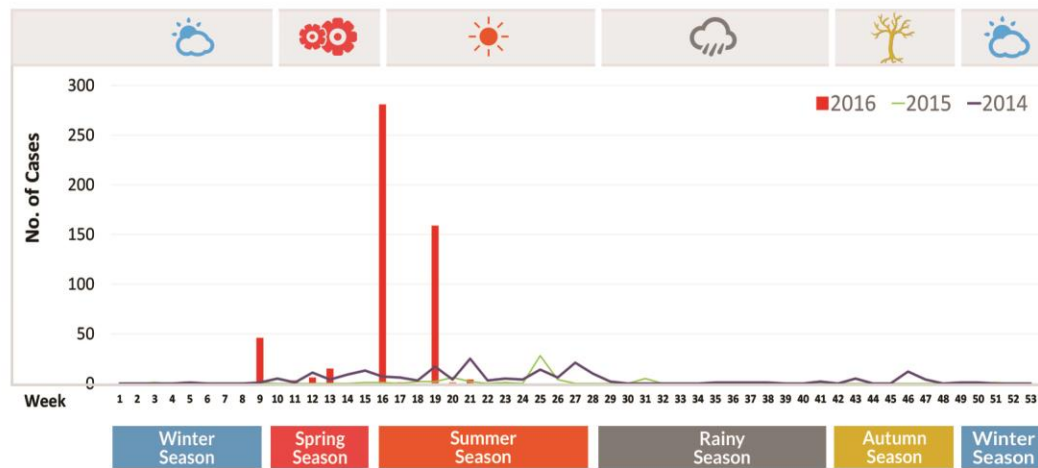
**CASE DEFINITION**

Suspected Case:

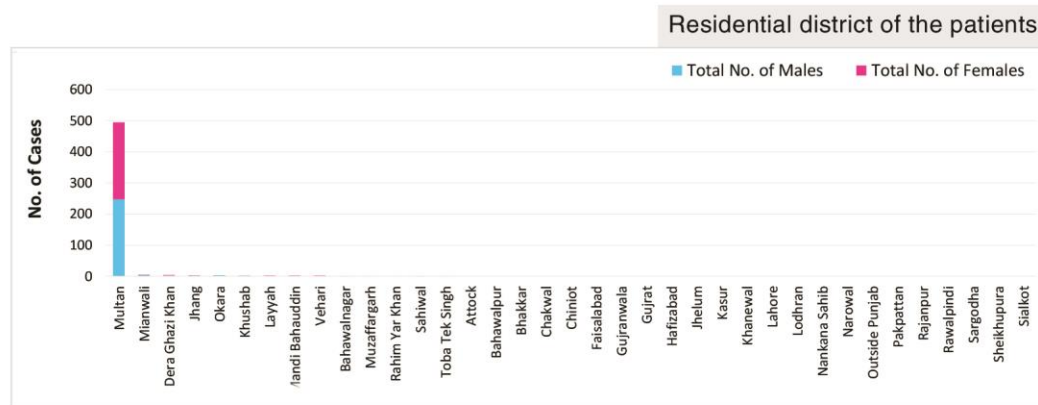
Cutaneous Leishmaniasis (Saldana/Kaldana): Appearance of one or more skin lesions, typically on uncovered parts of body (face, neck, arms and legs) which begin as nodules and turn into skin ulcers eventually healing but leaving a depressed scar.

Visceral Leishmaniasis (Kala-Azar): Case presenting with H/O irregular fever, hepato/splenomegaly, enlarged lymph nodes, weight loss, fatigue and secondary infections such as pneumonia.

**WEEK WISE DISTRIBUTION**



**DISTRICT WISE DISTRIBUTION**

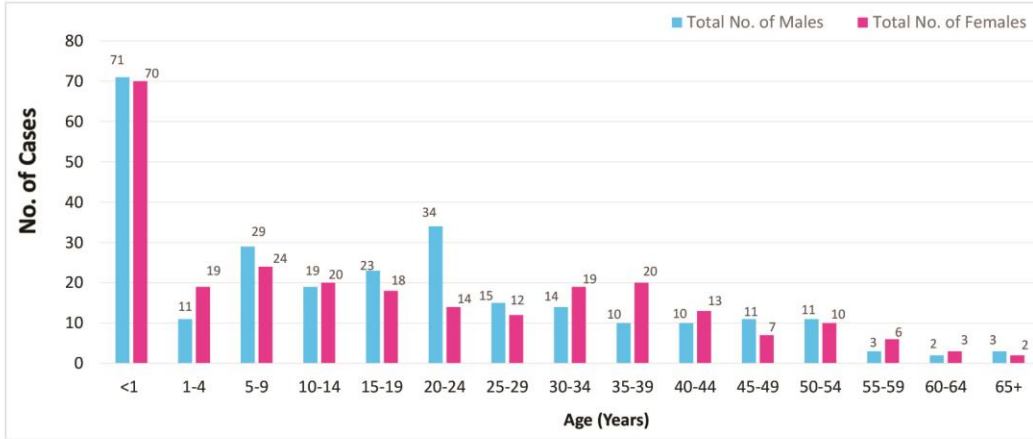


\* Data as reported from THQ, Non Teaching DHQ & Teaching Hospitals of Punjab

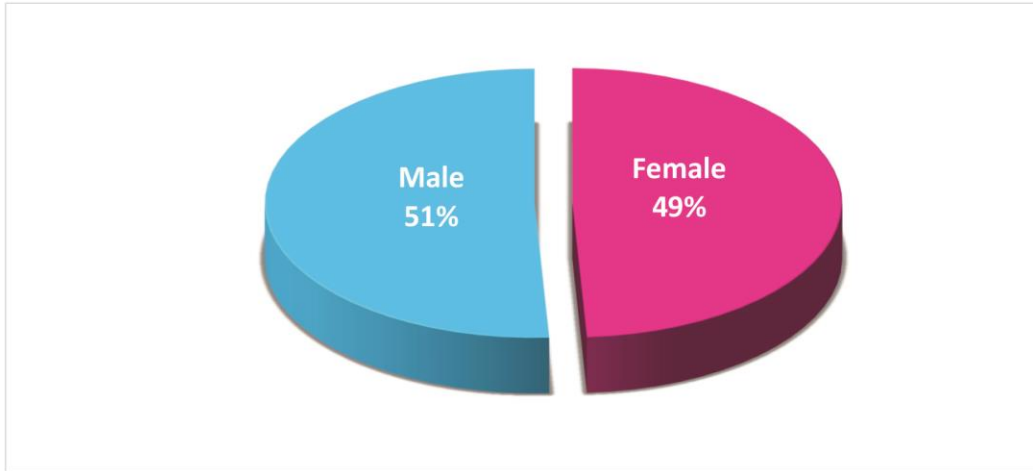


**Focusing Cutaneous Leishmaniasis (Suspected)**  
 (week 1 to week 38, 2016)  
**Total Entries = 523**

**AGE WISE DISTRIBUTION**



**GENDER WISE DISTRIBUTION**



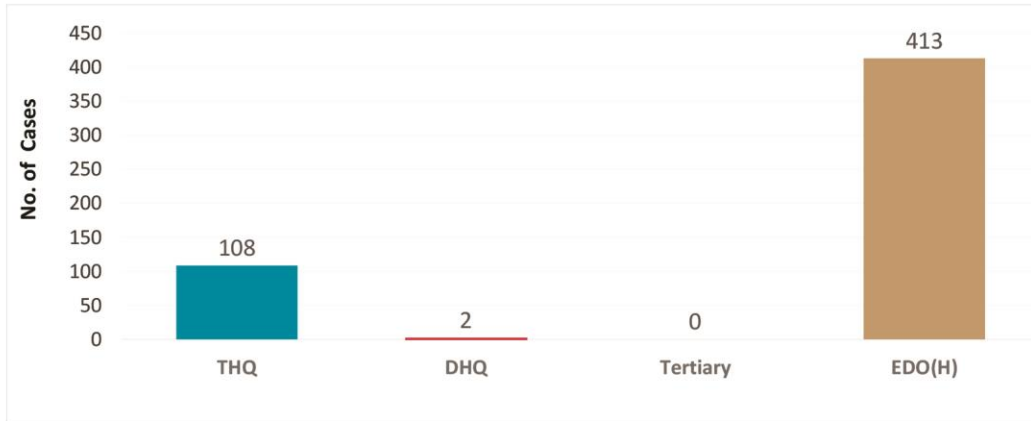
\* Data as reported from THQ, Non Teaching DHQ & Teaching Hospitals of Punjab

**Focusing Cutaneous Leishmaniasis (Suspected)**

(week 1 to week 38, 2016)

**Total Entries = 523**

**CASES REPORTED FROM VARIOUS TYPES OF HEALTH FACILITIES**



**LEGEND**

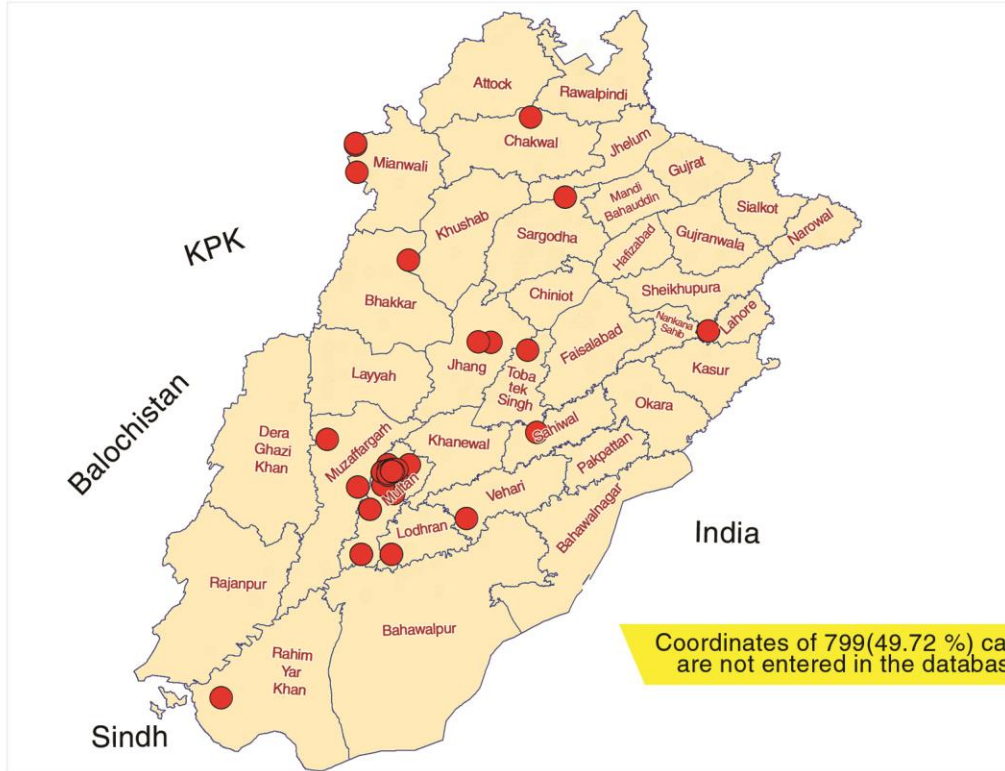
<span style="color: #00AEEF;">●</span> Acute Flaccid Paralysis (AFP)	<span style="color: #C00000;">●</span> Diphtheria (Suspected) (Diph)	
<span style="color: #4F81BD;">●</span> Acute (Upper) Respiratory infections (ARI)	<span style="color: #008000;">●</span> Dog Bite (DB)	
<span style="color: #FF9900;">●</span> Acute Viral Hepatitis (Suspected) (AVH)	<span style="color: #000080;">●</span> Enteric /Typhoid Fever (Suspected) (TF)	
<span style="color: #8B4513;">●</span> Acute Watery Diarrhea/Cholera (Suspected) (AWD)	<span style="color: #FF0000;">●</span> HIV/AIDS (Suspected) (HIV/AIDS)	
<span style="color: #C00000;">●</span> Tuberculosis (Suspected) (TB)	<span style="color: #FFA500;">●</span> Malaria (Suspected) (Mal)	
<span style="color: #D8BFD8;">●</span> Bloody Diarrhea/Dysentery (Suspected) (BD)	<span style="color: #008080;">●</span> Measles (Suspected) (Meas)	
<span style="color: #FF0000;">●</span> Influenza (Inf)	<span style="color: #90EE90;">●</span> Crimean Congo Haemorrhagic Fever(CCHF)	
<span style="color: #9ACD32;">●</span> Pyrexia of Unknown Origin (PUO)	<span style="color: #483D8B;">●</span> Cutaneous Leishmaniasis (Suspected) (CL)	
<span style="color: #2F4F4F;">●</span> Scabies (Suspected) (Scb)	<span style="color: #DC143C;">●</span> Diarrhoea (Acute) (AD)	
<span style="color: #008000;">●</span> Sexually Transmitted Infections (STIs)	<span style="color: #9ACD32;">●</span> Meningitis (Suspected) (Men)	
<span style="color: #2F4F4F;">●</span> Snake Bite (with signs/ symptoms of poisoning) (SB)	<span style="color: #20B2AA;">●</span> Neonatal Tetanus (Suspected) (NNT)	
<span style="color: #000080;">●</span> Viral Hemorrhagic Fever (Suspected) (VHF)	<span style="color: #FFFF00;">●</span> Pertussis (Suspected) (Pert)	
<span style="color: #C00000;">●</span> Pneumonia (Suspected) (Pneuo)		
<span style="color: #000080;">H</span> Tehsil Head Quarter THQ	<span style="color: #8B4513;">H</span> Rural Health Center RHC	<span style="color: #90EE90;">H</span> Teaching Hospital Tertiary
<span style="color: #C00000;">H</span> District Head Quarter DHQ	<span style="color: #C00000;">H</span> Basic Health Unit BHU	<span style="color: #8B4513;">H</span> Executive District Officer Health EDO(H)

\* Data as reported from THQ, Non Teaching DHQ & Teaching Hospitals of Punjab

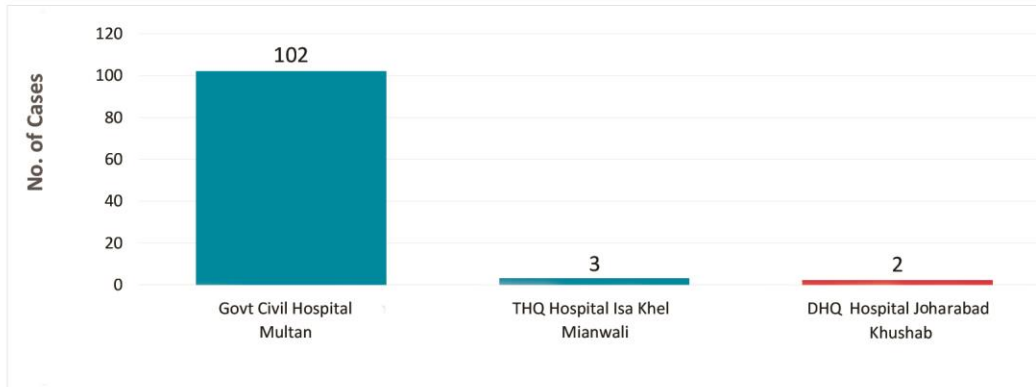


**Focusing Cutaneous Leishmaniasis (Suspected)**  
(week 1 to week 38, 2016)  
**Total Entries = 523**

**EPIDEMIOLOGICAL MAP**



**TOP REPORTING HOSPITALS**



\* Data as reported from THQ, Non Teaching DHQ & Teaching Hospitals of Punjab

# HEALTH REPORTING SYSTEM

WEEKLY SITREP

Epidemiological Week No.38 (18<sup>th</sup> September, 2016 to 24<sup>th</sup> September, 2016)



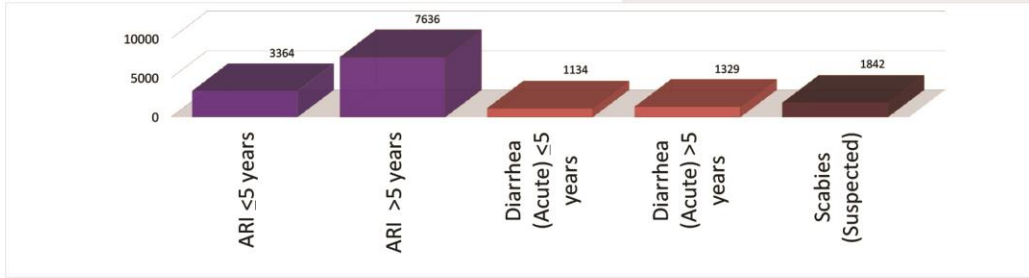
## Focusing Disease Wheel

(Week 38, 2016)

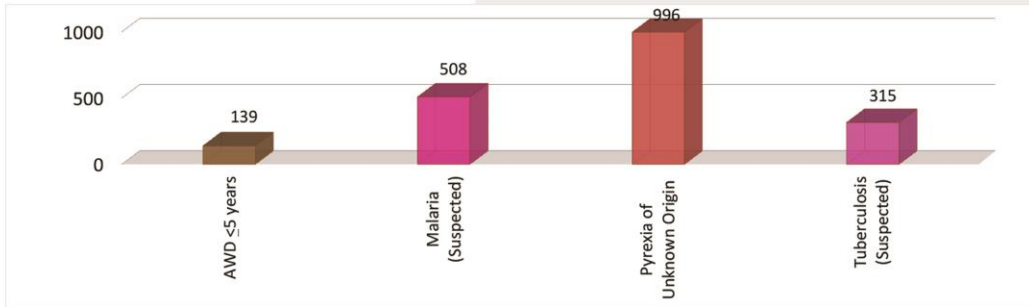
TOTAL CASES = 17660

### DISEASE WISE DISTRIBUTION

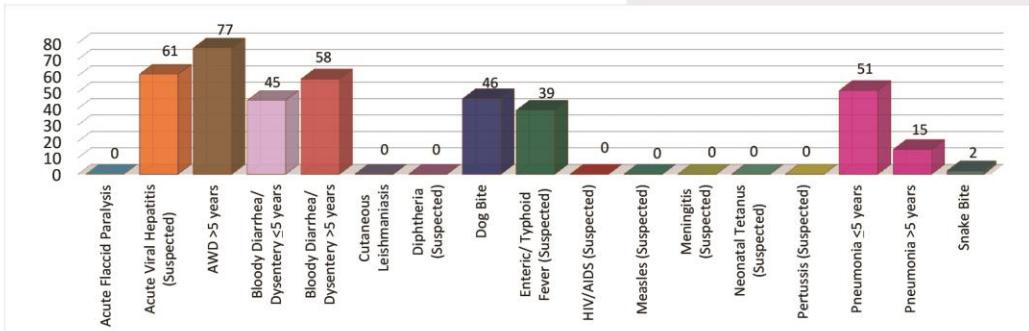
Diseases with number of cases > 100



Diseases with number of cases between 100 & 1000



Diseases with number of cases < 100



Acute Diarrhea: Cases which do not fit in the definition of Dysentery or Acute Watery Diarrhea

\* Data as reported using disease wheel

## Focusing Dengue

(Week 38, 2016)

Districts	Indoor Surveillance				Outdoor Surveillance			
	Number of Houses Checked	Number of Houses Positive	Total Containers Checked	Total Containers Positive	Number of Spots Checked	Number of Spots Positive	Total Containers Checked	Total Containers Positive
ATTOCK	20299	20	60887	20	2354	5	8169	5
BAHAWALNAGAR	55248	0	181010	0	10242	0	16206	0
BAHAWALPUR	34459	0	146296	0	6760	0	21263	0
BHAKKAR	17141	0	50837	3	3765	0	11396	0
CHAKWAL	51141	0	176744	0	5842	0	25297	0
CHINIOT	4264	0	12889	0	2623	0	8549	0
D.G.KHAN	8324	0	19129	0	5943	0	14229	0
FAISALABAD	64911	40	262520	40	58657	30	169813	30
GUJRANWALA	84295	0	230025	0	18977	1	53323	1
GUJRAT	41083	0	160610	0	3356	7	5555	11
HAFIZABAD	28987	1	80831	1	1358	0	2551	0
JHELUM	14875	0	74866	0	3715	0	12366	0
JHANG	10124	0	31588	0	8190	0	24962	0
KASUR	53694	0	277095	0	3146	2	11591	4
KHANEWAL	7500	0	17816	0	1818	0	5220	0
KHUSHAB	5764	0	37792	0	3950	0	11799	0
LAHORE	364522	4973	2029804	5307	59050	237	210900	281
LAYYAH	2421	0	10083	0	653	0	5369	0
LODHRAN	8752	0	32025	0	2874	0	7064	0
MANDI BAHAUDDIN	5375	0	22599	0	6750	0	6799	0
MIANWALI	12294	0	53416	0	3784	0	9391	0
MULTAN	45473	117	279785	117	9999	22	52464	22
MUZAFFARGARH	2601	0	12482	0	1679	0	7378	0
NANKANA SAHIB	30257	0	59936	0	6631	0	14629	0
NAROWAL	29540	1	83402	1	6677	1	15888	2
OKARA	33646	0	120563	0	7808	0	12355	0
PAKPATTAN	28425	0	50147	0	10508	0	19628	0
RAHIMYAR KHAN	14875	0	28493	0	2820	0	3034	0
RAJANPUR	15307	0	53313	0	5758	0	8178	0
RAWALPINDI	141122	2928	1089627	3113	28331	199	152037	202
SAHIWAL	13465	1	16147	1	3880	0	4783	0
SARGODHA	41497	0	80671	0	10473	0	12828	0
SHEIKHUPURA	156977	13	447011	13	17735	8	46630	10
SIALKOT	20191	0	97192	0	6402	0	32532	0
T.T.SINGH	11375	0	48766	0	5227	0	14697	0
VEHARI	55050	0	175303	5	7430	0	9933	2
<b>Total</b>	<b>1535274</b>	<b>8094</b>	<b>6611700</b>	<b>8621</b>	<b>8621</b>	<b>8621</b>	<b>8621</b>	<b>8621</b>