



PUNJAB INFORMATION TECHNOLOGY BOARD HEALTH REPORTING SYSTEM

WEEKLY SITREP



Focusing Diarrhea (Acute)

Epidemiological Week No.39 (25th September, 2016 to 1st October, 2016)

08 Acute Flaccid Paralysis

- 2 Jhelum 2 Lahore
- 2 Pakpattan 1 Sahiwal
- 1 Faisalabad

05 Measles (Suspected)

- 3 Jhelum 2 Lahore

03 Neonatal Tetanus (Suspected)

- 2 Lahore 1 Layyah

01 HIV/AIDS (Suspected)

- 1 Chakwal

Patrons in Chief:

Khawaja Salman Rafique (Advisor to CM Punjab on Health) | Chairman, PITB
Secretary Specialized Healthcare and Medical Education Department

Patrons:

Dr. Salman Shahid (AS Technical SHC&ME)
Faisal Yousaf (D.G IT Operations) | Rizwan Rashid (D.G IT)

Editors:

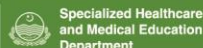
Prof. Rubina Sarmad | Prof. Waseem Akram | Dr. Somia Iqtadar
Dr. Jamshaid Ahmad | Saflain Haider | Dr. Anjum Razzaq
Dr. Nasir Shakir (DS-SHC&ME)

Sub Editors:

Arsalan Manzoor | Sundas Kouser | Moeen Akhter

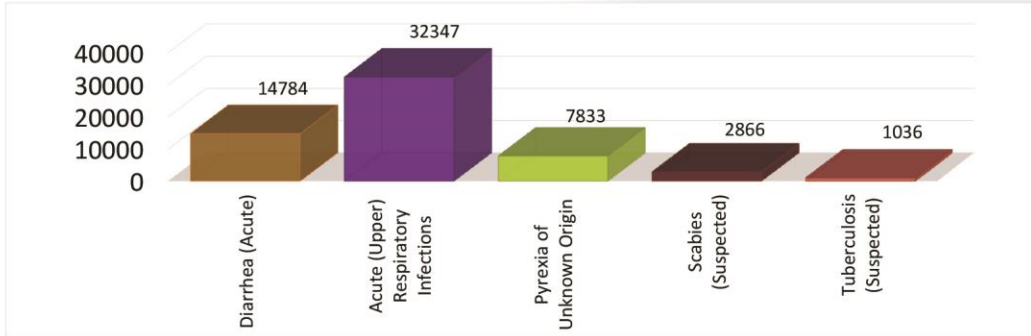
Designer:

Nida Fatima

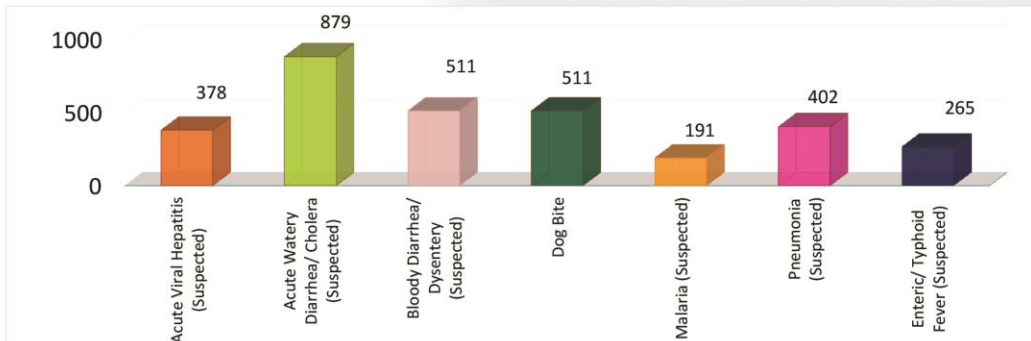


Communicable Disease Situation - Punjab
(Week 39, 2016)
Total Cases = 62210

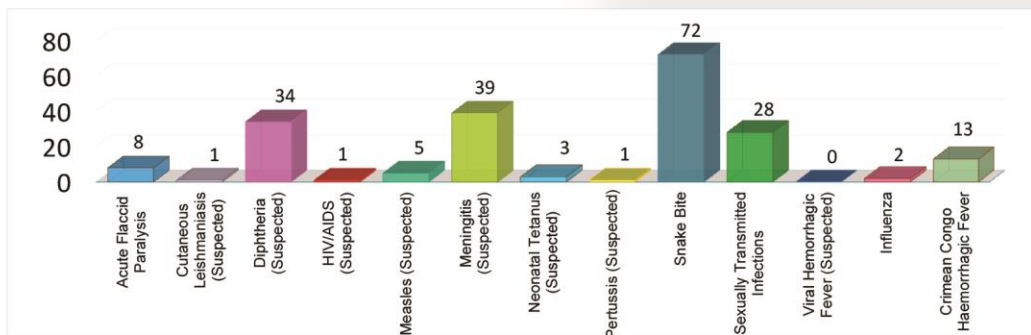
Diseases with number of cases >1000



Diseases with number of cases between 100 & 1000



Diseases with number of cases < 100



Acute Diarrhea: Cases which do not fit in the definition of Dysentery or Acute Watery Diarrhea

* Data as reported from THQ, Non Teaching DHQ & Teaching Hospitals of Punjab

Focusing Diarrhea (Acute)

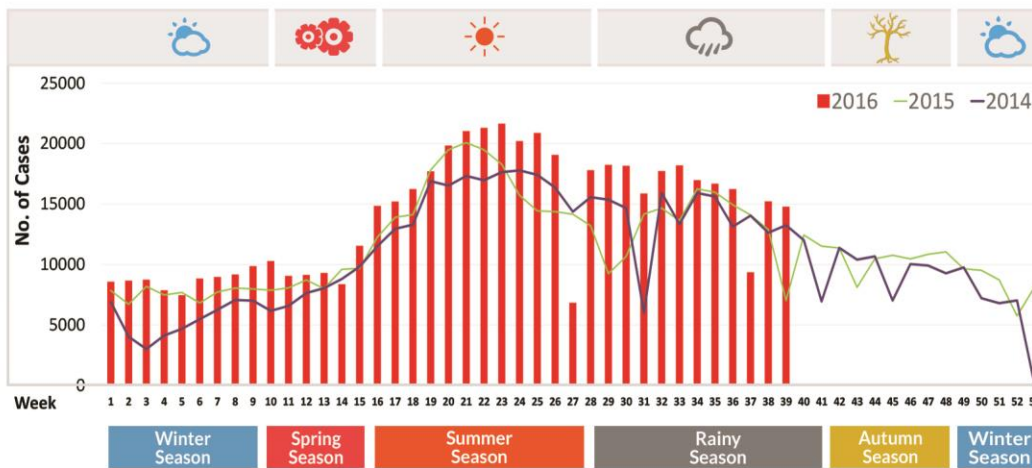
(week 1 to week 39, 2016)

Total Entries = 546089

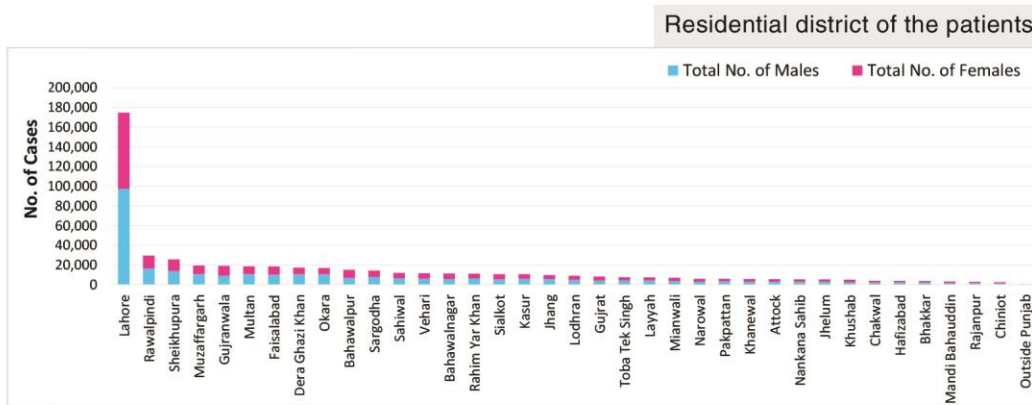
CASE DEFINITION

Acute diarrhea (passage of 3 or more loose stools in the past 24 hours) with or without dehydration, and which is not bloody or watery diarrhea.

WEEK WISE DISTRIBUTION



DISTRICT WISE DISTRIBUTION



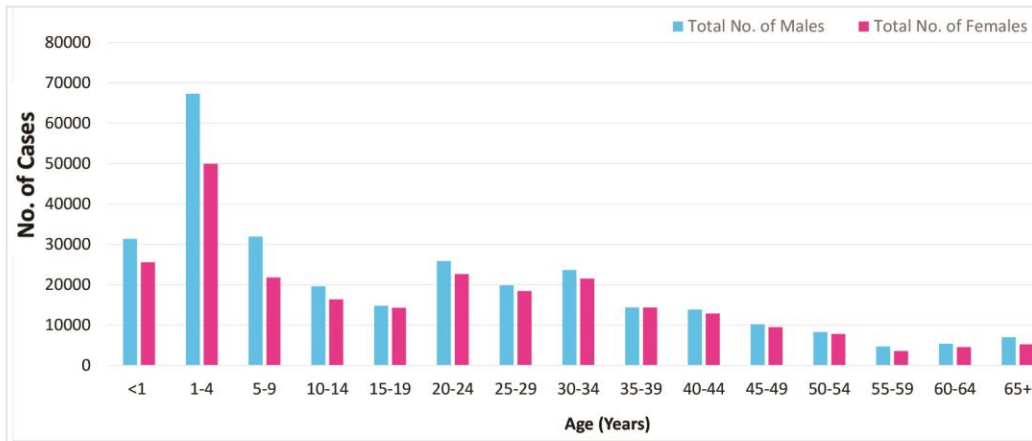
* Data as reported from THQ, Non Teaching DHQ & Teaching Hospitals of Punjab

Focusing Diarrhea (Acute)

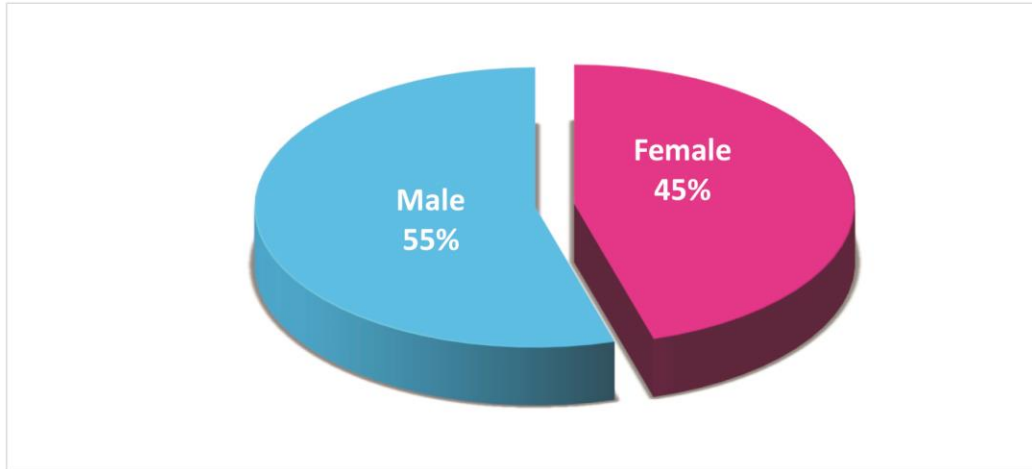
(week 1 to week 39, 2016)

Total Entries = 546089

AGE WISE DISTRIBUTION



GENDER WISE DISTRIBUTION



* Data as reported from THQ, Non Teaching DHQ & Teaching Hospitals of Punjab

HEALTH REPORTING SYSTEM

Epidemiological Week No.39 (25th September, 2016 to 1st October, 2016)

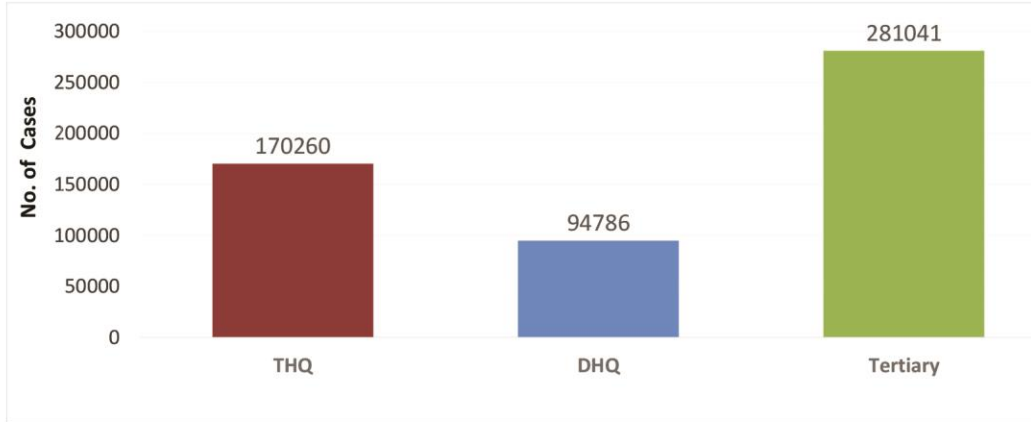
WEEKLY SITREP

Focusing Diarrhea (Acute)

(week 1 to week 39, 2016)

Total Entries = 546089

CASES REPORTED FROM VARIOUS TYPES OF HEALTH FACILITIES



LEGEND

● Acute Flaccid Paralysis (AFP)	● Diphtheria (Suspected) (Diph)
● Acute (Upper) Respiratory infections (ARI)	● Dog Bite (DB)
● Acute Viral Hepatitis (Suspected) (AVH)	● Enteric /Typhoid Fever (Suspected) (TF)
● Acute Watery Diarrhea/Cholera (Suspected) (AWD)	● HIV/AIDS (Suspected) (HIV/AIDS)
● Tuberculosis (Suspected) (TB)	● Malaria (Suspected) (Mal)
● Bloody Diarrhea/Dysentery (Suspected) (BD)	● Measles (Suspected) (Meas)
● Influenza (Inf)	● Crimean Congo Haemorrhagic Fever (CCHF)
● Pyrexia of Unknown Origin (PUO)	● Cutaneous Leishmaniasis (Suspected) (CL)
● Scabies (Suspected) (Scb)	● Diarrhoea (Acute) (AD)
● Sexually Transmitted Infections (STIs)	● Meningitis (Suspected) (Men)
● Snake Bite (with signs/ symptoms of poisoning) (SB)	● Neonatal Tetanus (Suspected) (NNT)
● Viral Hemorrhagic Fever (Suspected) (VHF)	● Pertussis (Suspected) (Pert)
● Pneumonia (Suspected) (Pneuo)	

H Tehsil Head Quarter THQ	H Rural Health Center RHC	H Teaching Hospital Tertiary
H District Head Quarter DHQ	H Basic Health Unit BHU	H Executive District Officer Health EDO(H)

* Data as reported from THQ, Non Teaching DHQ & Teaching Hospitals of Punjab

5/8

HEALTH REPORTING SYSTEM

Epidemiological Week No.39 (25th September, 2016 to 1st October, 2016)

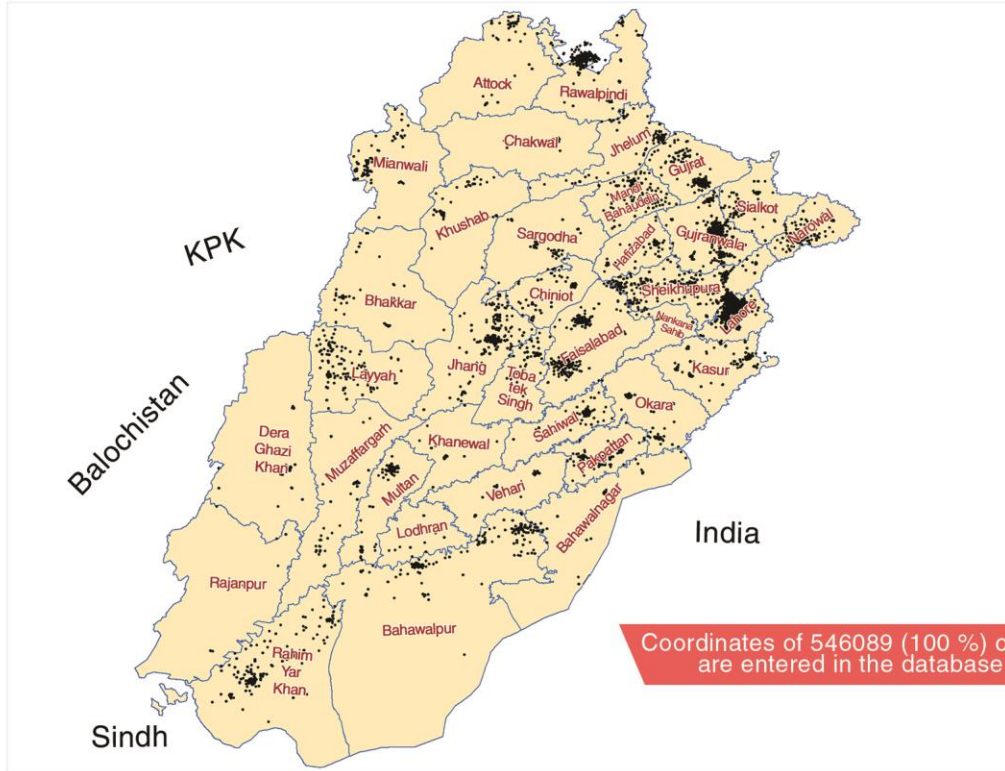
WEEKLY SITREP

Focusing Diarrhea (Acute)

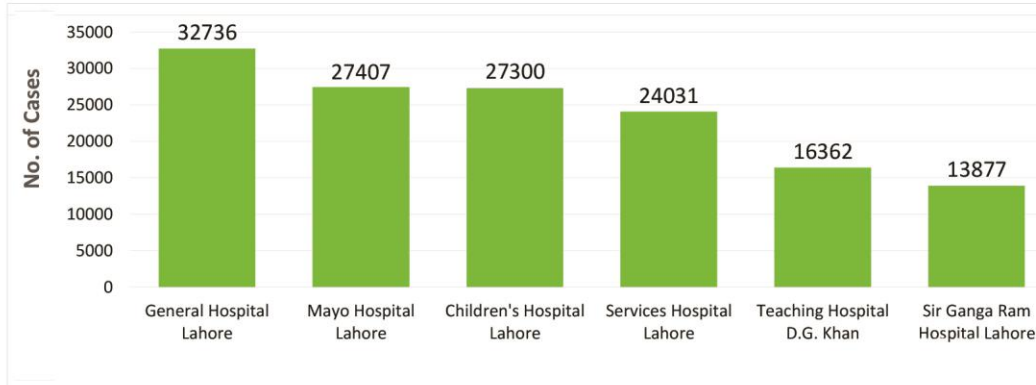
(week 1 to week 39, 2016)

Total Entries = 546089


EPIDEMIOLOGICAL MAP



TOP REPORTING HOSPITALS



6/8



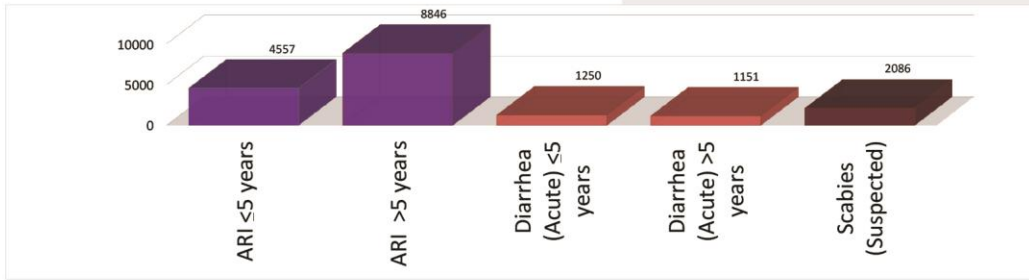
Focusing Disease Wheel

(Week 39, 2016)

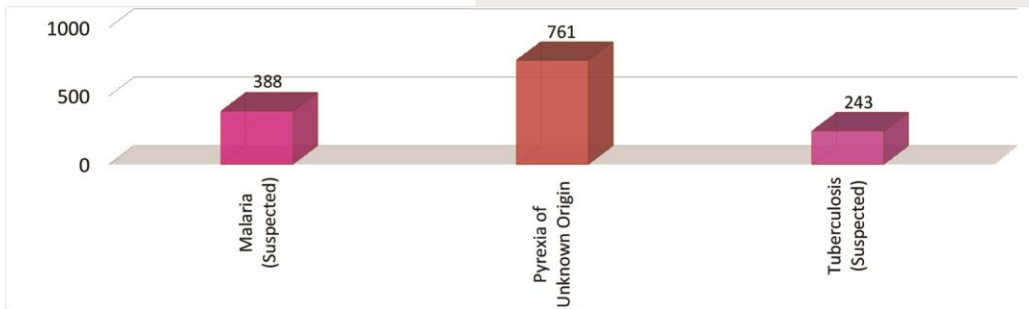
TOTAL CASES = 19592

DISEASE WISE DISTRIBUTION

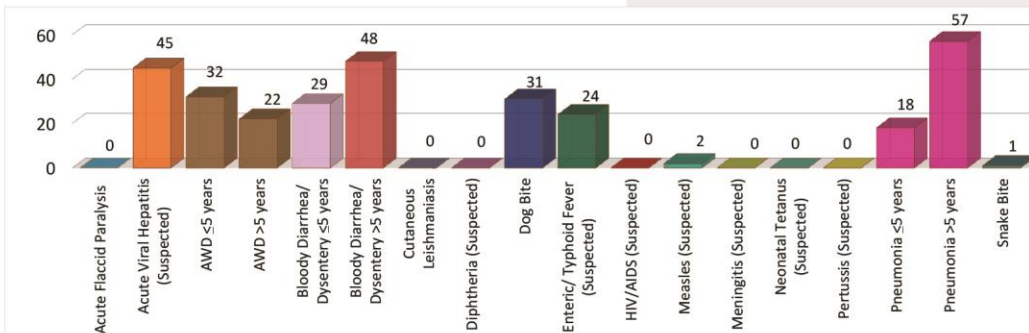
Diseases with number of cases > 1000



Diseases with number of cases between 100 & 1000



Diseases with number of cases < 100



Acute Diarrhea: Cases which do not fit in the definition of Dysentery or Acute Watery Diarrhea

* Data as reported using disease wheel

HEALTH REPORTING SYSTEM

Epidemiological Week No.39 (25th September, 2016 to 1st October, 2016)

WEEKLY SITREP

Focusing Dengue (Week 39, 2016)

Districts	Indoor Surveillance				Outdoor Surveillance			
	Number of Houses Checked	Number of Houses Positive	Total Containers Checked	Total Containers Positive	Number of Spots Checked	Number of Spots Positive	Total Containers Checked	Total Containers Positive
ATTOCK	8261	8	22887	8	991	3	3112	3
BAHAWALNAGAR	4851	0	19763	0	1192	0	1857	0
BAHAWALPUR	3725	0	22195	0	741	0	4644	0
BHAKKAR	0	0	0	0	50	0	395	0
CHAKWAL	50844	0	172866	0	5604	0	24602	0
CHINIOT	0	0	0	0	695	0	2127	0
D.G.KHAN	463	0	1054	0	0	0	0	0
FAISALABAD	50263	3	140339	3	52017	8	134892	8
GUJRANWALA	34547	0	98531	0	15175	1	38372	1
GUJRAT	3417	0	13138	0	680	2	1271	4
HAFIZABAD	5325	0	9904	0	480	0	573	0
JHELUM	19884	0	86313	0	4980	0	10145	0
JHANG	64	0	294	0	780	0	2310	0
KASUR	10425	0	33866	4	833	0	2490	2
KHANEWAL	6054	0	14234	0	1566	0	4434	0
LAHORE	145423	1612	761467	1696	25865	77	92133	84
LAYYAH	2254	0	9348	0	226	0	2359	0
LODHRAN	516	0	2015	0	224	0	443	0
MANDI BHAUDDIN	8050	0	33823	0	9062	0	9080	0
MIANWALI	1396	0	6430	0	402	0	1019	0
MULTAN	42855	139	254545	139	8804	24	53456	24
MUZAFFARGARH	3988	0	17275	0	2017	0	9960	0
NANKANA SAHIB	12218	0	21329	0	4463	0	9368	0
NAROWAL	29269	0	94089	0	5653	0	12309	0
OKARA	0	0	0	0	1643	0	2498	0
PAKPATTAN	28350	0	49512	0	10549	0	19788	0
RAHIMYAR KHAN	12720	0	24573	0	3495	0	4666	0
RAJANPUR	5286	0	17384	0	4556	0	6305	0
RAWALPINDI	41023	818	343759	873	9157	53	47471	53
SARGODHA	11485	0	27714	0	2866	0	3670	0
SHEIKHUPURA	144147	4	400956	4	14470	5	42070	5
SIALKOT	78	0	222	0	20	0	91	0
T.T.SINGH	931	0	4099	0	891	0	2242	0
VEHARI	54710	0	186512	0	8850	0	10600	0
Total	742822	2584	2890436	2727	8850	0	10600	0

8/8