



**PUNJAB INFORMATION
TECHNOLOGY BOARD**

**WEEKLY
SITREP**

HEALTH REPORTING SYSTEM

Focusing Acute Viral Hepatitis A&E (Suspected)

Epidemiological Week No.40 (2nd October, 2016 to 8th October, 2016)

11 Acute Flaccid Paralysis

- 10 Lahore
- 1 Faisalabad

08 Measles (Suspected)

- 6 Lahore
- 2 Toba Tek Singh

03 Cutaneous Leishmaniasis

- (Suspected)
- 2 Faisalabad
 - 1 Mianwali

Patrons in Chief:

Khawaja Salman Rafique (Advisor to CM Punjab on Health) | Chairman, PITB
Secretary Specialized Healthcare and Medical Education Department

Patrons:

Dr. Salman Shahid (AS Technical SHC&ME)
Faisal Yousaf (D.G IT Operations) | Rizwan Rashid (D.G IT)

Editors:


Prof. Rubina Sarmad | Prof. Waseem Akram | Dr. Somia Iqtadar
Dr. Jamshaid Ahmad | Saflain Haider | Dr. Anjum Razzaq
Dr. Nasir Shakir (DS-SHC&ME)

Sub Editors:

Arsalan Manzoor | Sundas Kouser | Moeen Akhter

Designer:

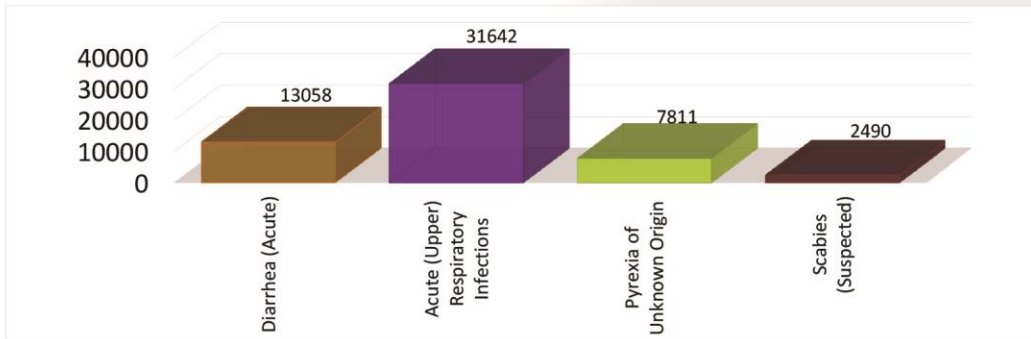
Nida Fatima



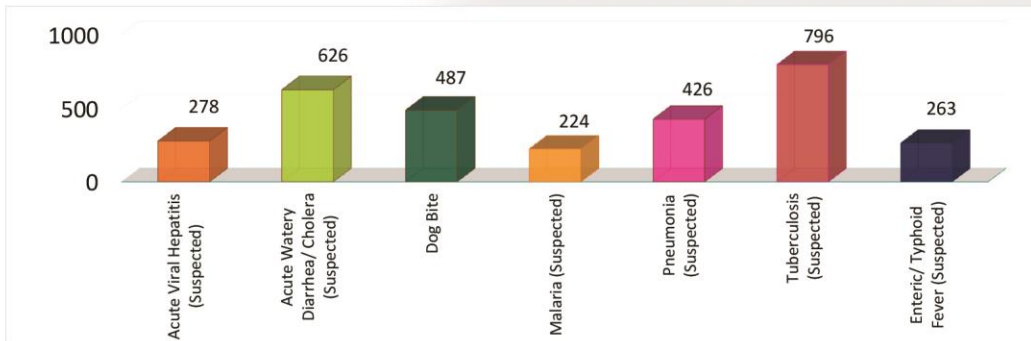


Communicable Disease Situation - Punjab
(Week 40, 2016)
TOTAL CASES = 58379

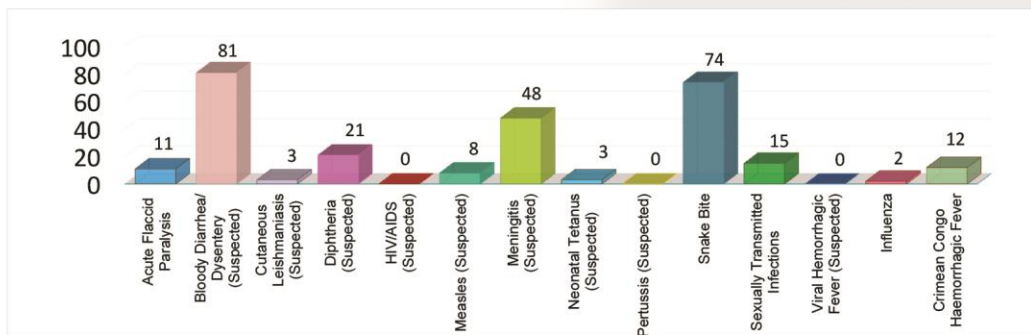
Diseases with number of cases >1000



Diseases with number of cases between 100 & 1000




Diseases with number of cases < 100



Acute Diarrhea: Cases which do not fit in the definition of Dysentery or Acute Watery Diarrhea

* Data as reported from THQ, Non Teaching DHQ & Teaching Hospitals of Punjab



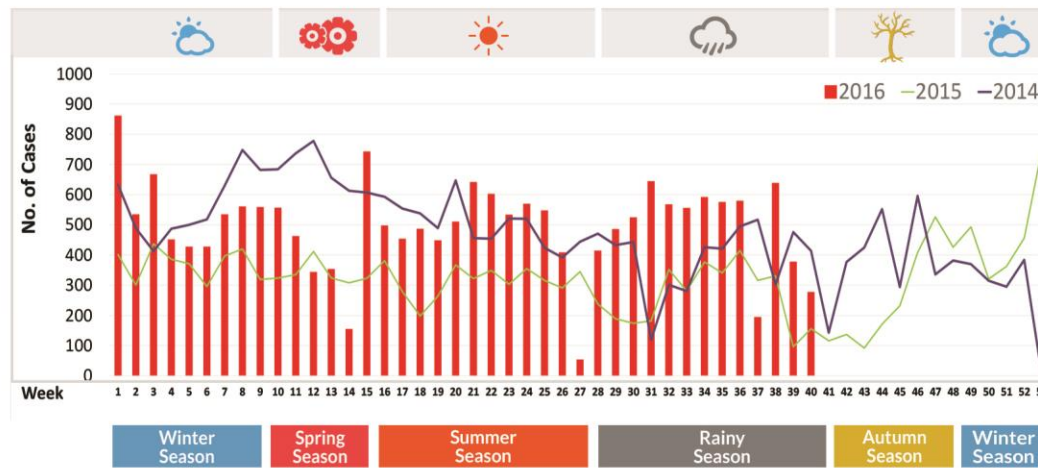
Focusing Acute Viral Hepatitis A&E (Suspected) (week 1 to week 40, 2016) Total Entries = 19836

CASE DEFINITION

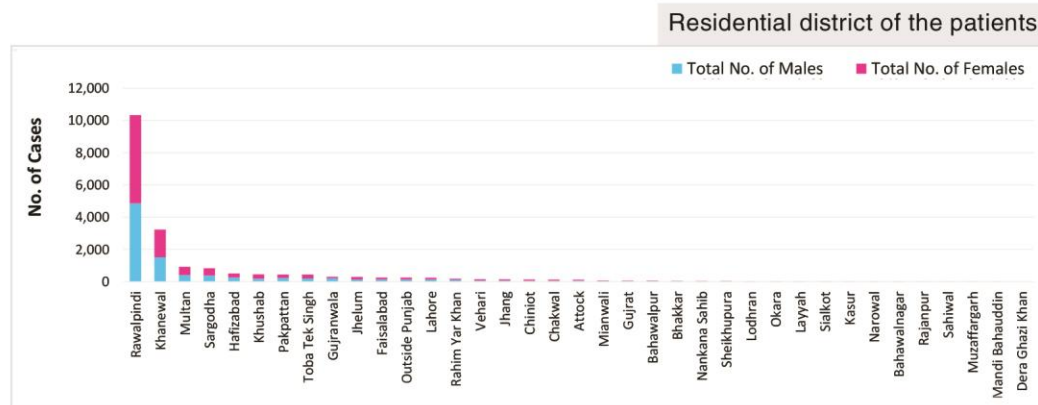
Acute Viral Hepatitis [A & E] (Acute Jaundice Syndrome)

Suspected Case: An acute illness with discrete onset of symptoms of jaundice, dark urine, anorexia, malaise, extreme fatigue, and right upper quadrant tenderness OR elevated serum alanine aminotransferase (ALT) level > 2.5 times the upper limit.

WEEK WISE DISTRIBUTION



DISTRICT WISE DISTRIBUTION

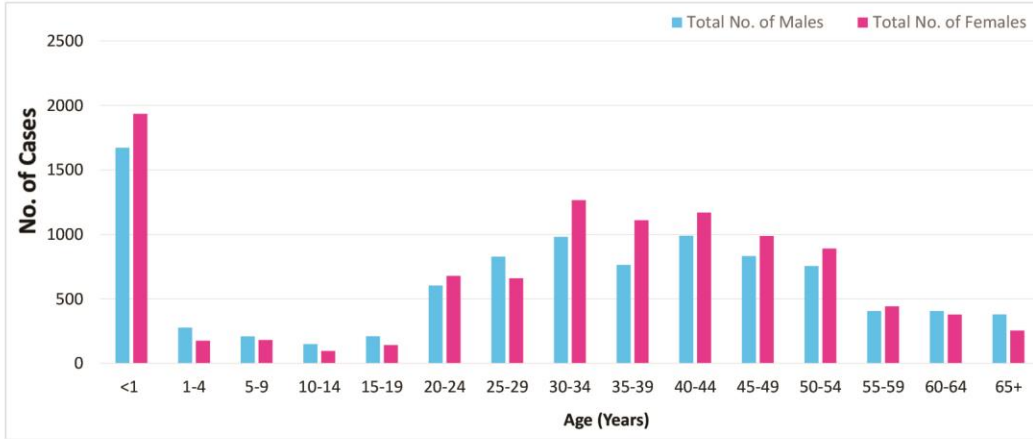


* Data as reported from THQ, Non Teaching DHQ & Teaching Hospitals of Punjab

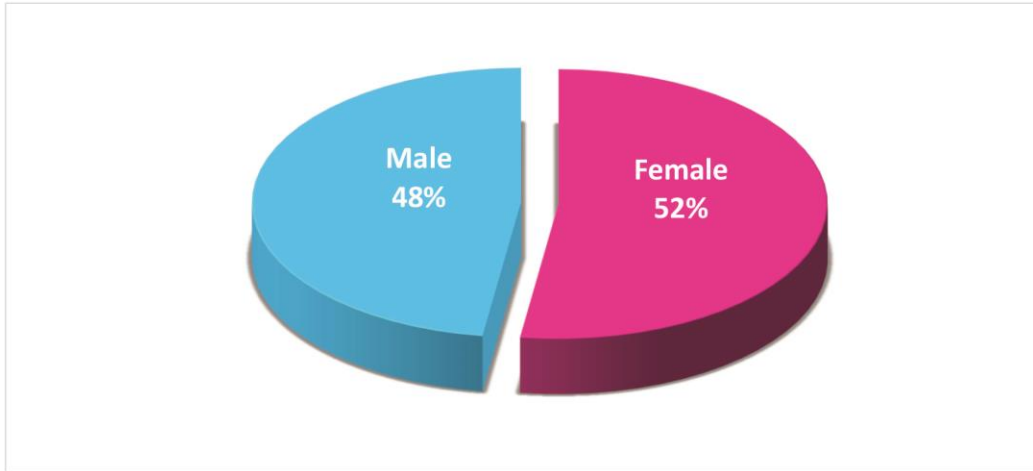


Focusing Acute Viral Hepatitis A&E (Suspected)
 (week 1 to week 40, 2016)
Total Entries = 19836

AGE WISE DISTRIBUTION



GENDER WISE DISTRIBUTION

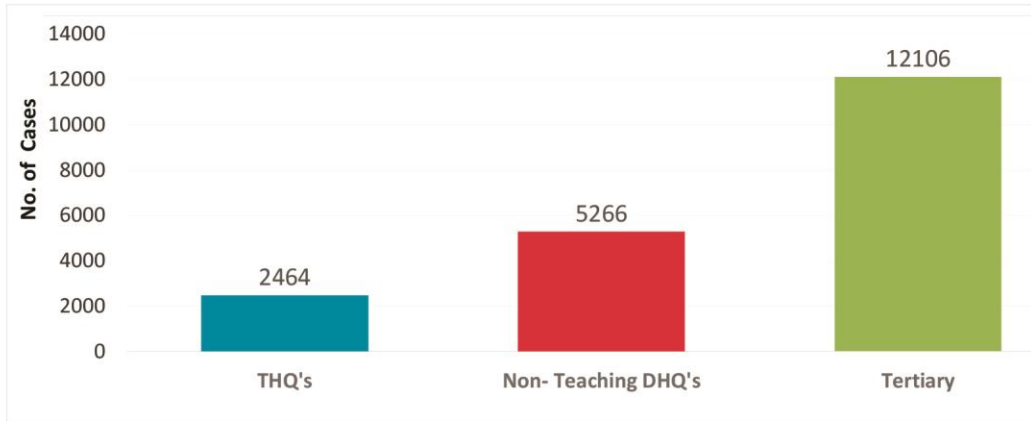


* Data as reported from THQ, Non Teaching DHQ & Teaching Hospitals of Punjab



Focusing Acute Viral Hepatitis A&E (Suspected)
 (week 1 to week 40, 2016)
Total Entries = 19836

CASES REPORTED FROM VARIOUS TYPES OF HEALTH FACILITIES



LEGEND

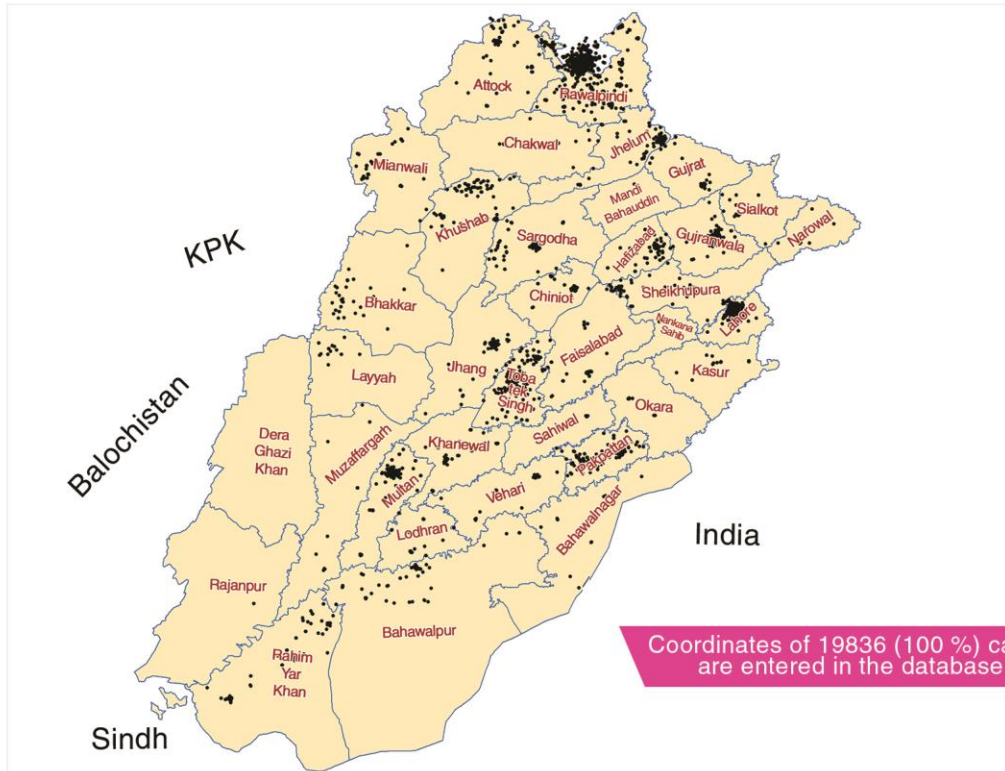
● Acute Flaccid Paralysis (AFP)	● Diphtheria (Suspected) (Diph)	
● Acute (Upper) Respiratory infections (ARI)	● Dog Bite (DB)	
● Acute Viral Hepatitis (Suspected) (AVH)	● Enteric /Typhoid Fever (Suspected) (TF)	
● Acute Watery Diarrhea/Cholera (Suspected) (AWD)	● HIV/AIDS (Suspected) (HIV/AIDS)	
● Tuberculosis (Suspected) (TB)	● Malaria (Suspected) (Mal)	
● Bloody Diarrhea/Dysentery (Suspected) (BD)	● Measles (Suspected) (Meas)	
● Influenza (Inf)	● Crimean Congo Haemorrhagic Fever (CCHF)	
● Pyrexia of Unknown Origin (PUO)	● Cutaneous Leishmaniasis (Suspected) (CL)	
● Scabies (Suspected) (Scb)	● Diarrhoea (Acute) (AD)	
● Sexually Transmitted Infections (STIs)	● Meningitis (Suspected) (Men)	
● Snake Bite (with signs/ symptoms of poisoning) (SB)	● Neonatal Tetanus (Suspected) (NNT)	
● Viral Hemorrhagic Fever (Suspected) (VHF)	● Pertussis (Suspected) (Pert)	
● Pneumonia (Suspected) (Pneuo)		
H Tehsil Head Quarter THQ	H Rural Health Center RHC	H Teaching Hospital Tertiary
H District Head Quarter DHQ	H Basic Health Unit BHU	H Executive District Officer Health EDO(H)

* Data as reported from THQ, Non Teaching DHQ & Teaching Hospitals of Punjab

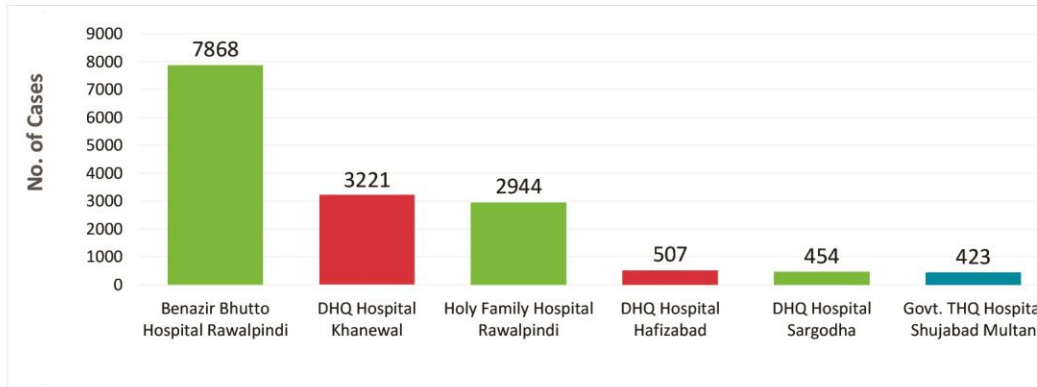


Focusing Acute Viral Hepatitis A&E (Suspected)
 (week 1 to week 40, 2016)
Total Entries = 19836


EPIDEMIOLOGICAL MAP



TOP REPORTING HOSPITALS



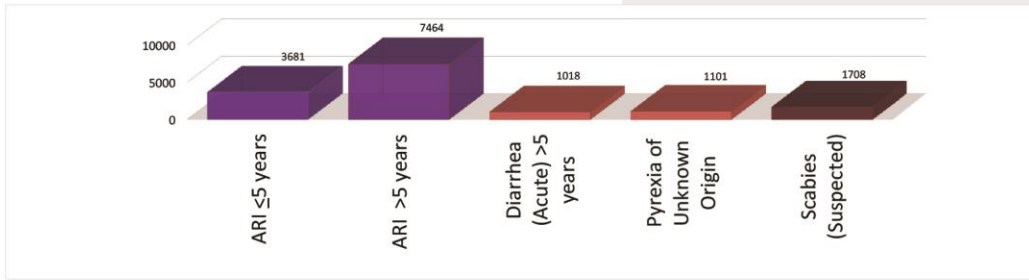
* Data as reported from THQ, Non Teaching DHQ & Teaching Hospitals of Punjab



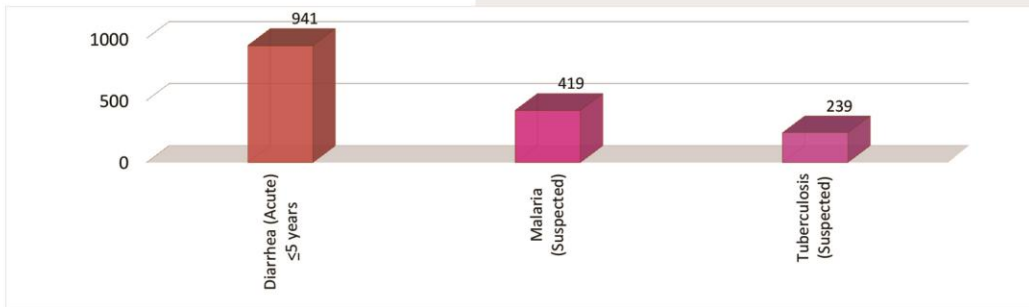
Focusing Disease Wheel (Week 40, 2016) TOTAL CASES = 17352

DISEASE WISE DISTRIBUTION

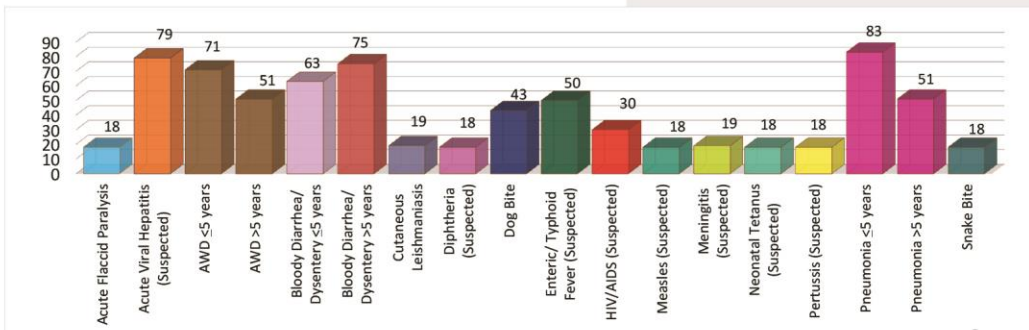
Diseases with number of cases > 1000



Diseases with number of cases between 100 & 1000



Diseases with number of cases < 100



Acute Diarrhea: Cases which do not fit in the definition of Dysentery or Acute Watery Diarrhea

* Data as reported using disease wheel

Focusing Dengue

(Week 40, 2016)

Districts	Indoor Surveillance				Outdoor Surveillance			
	Number of Houses Checked	Number of Houses Positive	Total Containers Checked	Total Containers Positive	Number of Spots Checked	Number of Spots Positive	Total Containers Checked	Total Containers Positive
ATTOCK	48970	10	113442	10	6633	5	17450	5
BAHAWALNAGAR	59474	0	202527	0	11151	0	17409	0
BAHAWALPUR	41305	0	150126	0	7310	0	23382	0
BHAKKAR	18225	0	49973	0	4262	0	11783	0
CHAKWAL	50995	17	170525	17	5814	12	24900	21
CHINIOT	6293	0	21446	0	3909	0	13062	9
D.G.KHAN	6588	0	15327	0	4658	0	10973	0
FAISALABAD	70981	39	253592	39	59949	31	165271	31
GUJRANWALA	101500	0	263559	0	23015	1	56256	1
GUJRAT	28639	0	97448	0	1706	1	3171	2
HAFIZABAD	20322	0	60618	0	1633	0	3443	0
JHELUM	25718	0	114133	0	7734	0	19407	0
JHANG	11507	0	35446	0	8109	2	25763	2
KASUR	87091	0	466048	14	5000	6	17033	7
KHANEWAL	7575	0	17470	0	1911	0	5419	0
KHUSHAB	1291	0	7009	0	1421	0	3709	0
LAHORE	388172	4315	2279428	4481	62324	153	225457	158
LAYYAH	8404	0	31236	0	369	0	3461	0
LODHRAN	14016	0	50288	0	5389	0	12680	0
MANDI BAHAUDDIN	9625	0	32925	0	5868	0	5905	0
MIANWALI	11996	0	52083	0	4109	0	10982	0
MULTAN	45883	157	275993	157	9179	31	57714	31
MUZAFFARGARH	8197	0	31852	0	3867	0	18401	0
NANKANA SAHIB	30050	0	60406	0	6679	0	15043	0
NAROWAL	35775	0	113476	0	6846	2	15554	14
OKARA	46634	0	166587	0	10948	0	17341	0
PAKPATTAN	28325	0	49725	0	10466	0	19485	0
RAHIMYAR KHAN	14000	0	32040	0	6106	0	8258	0
RAJANPUR	21550	0	74048	0	6354	0	9248	0
RAWALPINDI	159560	3131	1160322	3343	29174	143	158027	148
SAHIWAL	14200	0	17903	0	5140	0	6317	0
SARGODHA	46497	0	89302	1	11982	0	14601	0
SHEIKHUPURA	160932	12	450135	12	20657	7	56884	7
STALKOT	16727	0	82175	0	6251	5	32979	7
T.T.SINGH	12203	0	38171	0	6046	0	16883	0
VEHARI	61065	0	221648	0	8705	0	10103	0
Total	1720285	7681	7348432	8074	380674	399	1133754	443