




PUNJAB INFORMATION TECHNOLOGY BOARD HEALTH REPORTING SYSTEM



Focusing Diphtheria (Suspected)

05 Acute Flaccid Paralysis

- 4 Lahore
- 1 Faisalabad

04 Neonatal Tetanus (Suspected)

- 3 Lahore
- 1 Layyah

01 HIV/AIDS (Suspected)

- 1 Lahore

Patrons in Chief:

Khawaja Salman Rafique (Advisor to CM Punjab on Health) | Chairman, PITB
Secretary Specialized Healthcare and Medical Education Department

Patrons:

Dr. Salman Shahid (AS Technical SHC&ME)
Faisal Yousaf (D.G IT Operations) | Rizwan Rashid (D.G IT)

Editors:

Prof. Rubina Sarmad | Prof. Waseem Akram | Dr. Somia Iqtadar
Dr. Jamshaid Ahmad | Sajain Haider | Dr. Anjum Razzaq
Dr. Nasir Shakir (DS-SHC&ME)

Sub Editors:

Arsalan Manzoor | Sundas Kouser | Moeen Akhter

Designer:

Nida Fatima



Punjab Information
Technology Board



Institute of
Public Health



World Health
Organization
Country office for Pakistan



Specialized Healthcare
and Medical Education
Department



King Edward
Medical University
Lahore



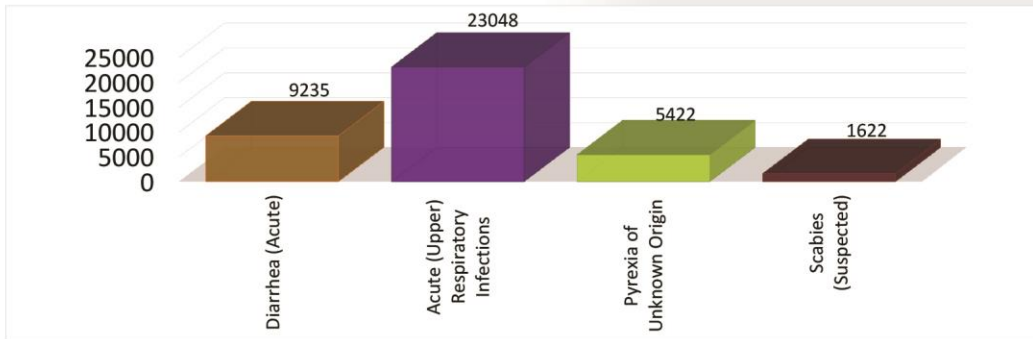
University of
Agriculture Faisalabad

Communicable Disease Situation - Punjab

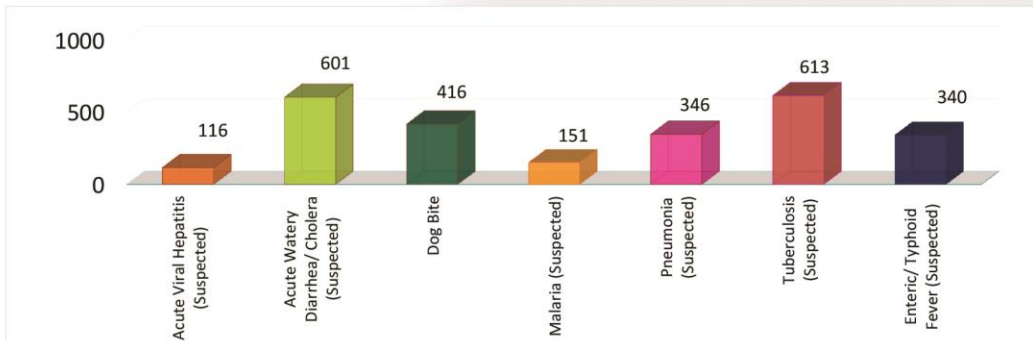
(Week 41, 2016)

TOTAL CASES = 42113

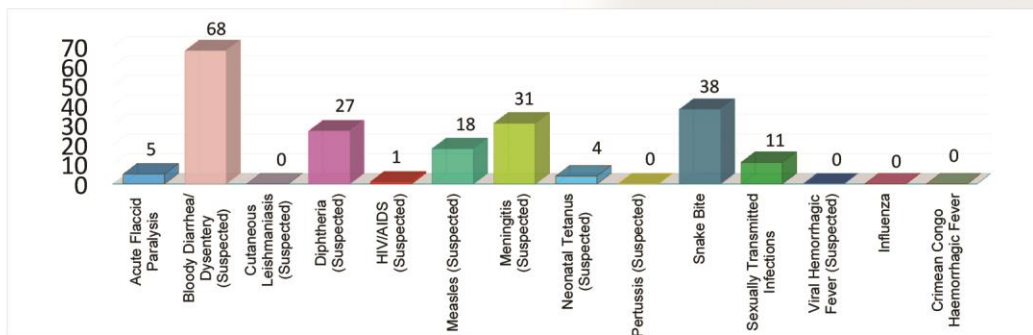
Diseases with number of cases >1000



Diseases with number of cases between 100 & 1000



Diseases with number of cases < 100



Acute Diarrhea: Cases which do not fit in the definition of Dysentery or Acute Watery Diarrhea

* Data as reported from THQ, Non Teaching DHQ & Teaching Hospitals of Punjab

HEALTH REPORTING SYSTEM

WEEKLY SITREP

Epidemiological Week No.41 (9th October, 2016 to 15th October, 2016)

Focusing Diphtheria (Suspected)
(week 1 to week 41, 2016)
Total Entries = 194

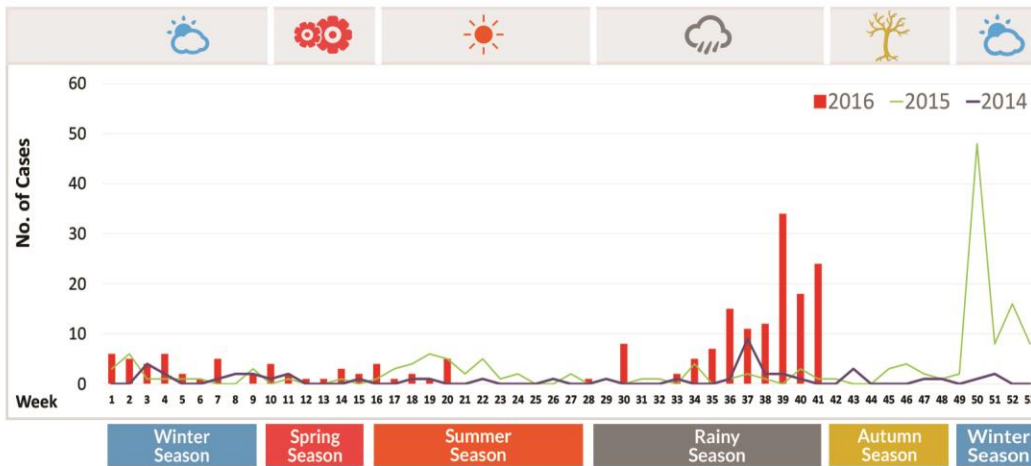
CASE DEFINITION

Suspected Case: Not applicable

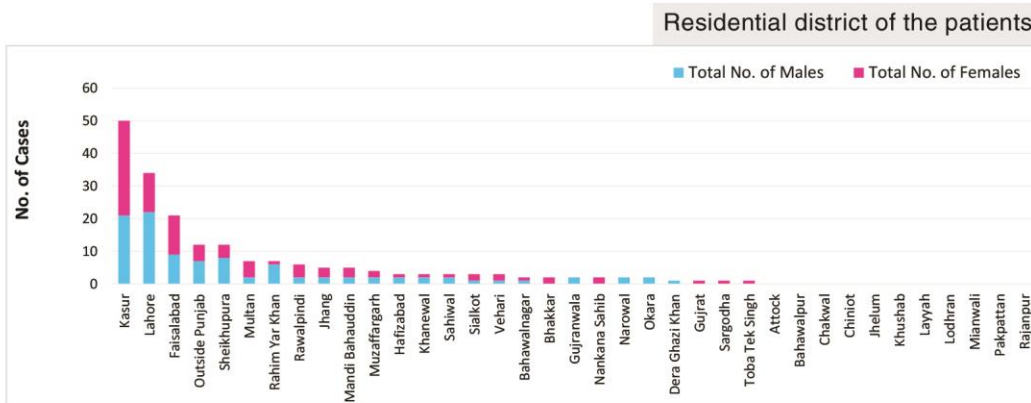
Probable case: An acute illness characterized by an adherent membrane on the tonsils, pharynx and/or nose and one of the following: laryngitis, pharyngitis or tonsillitis.

Confirmed Case: A confirmed case is a probable case that has been confirmed through laboratory investigation or linked epidemiologically to a laboratory confirmed case.

WEEK WISE DISTRIBUTION



DISTRICT WISE DISTRIBUTION

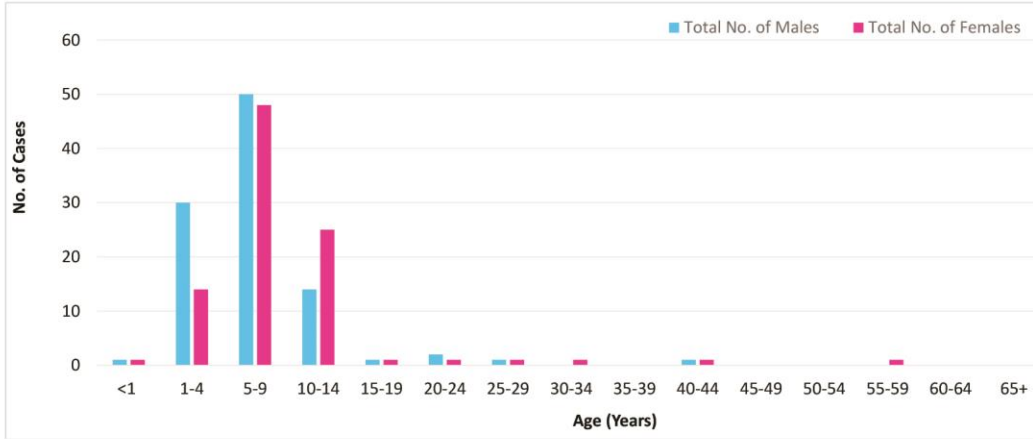


* Data as reported from THQ, Non Teaching DHQ & Teaching Hospitals of Punjab

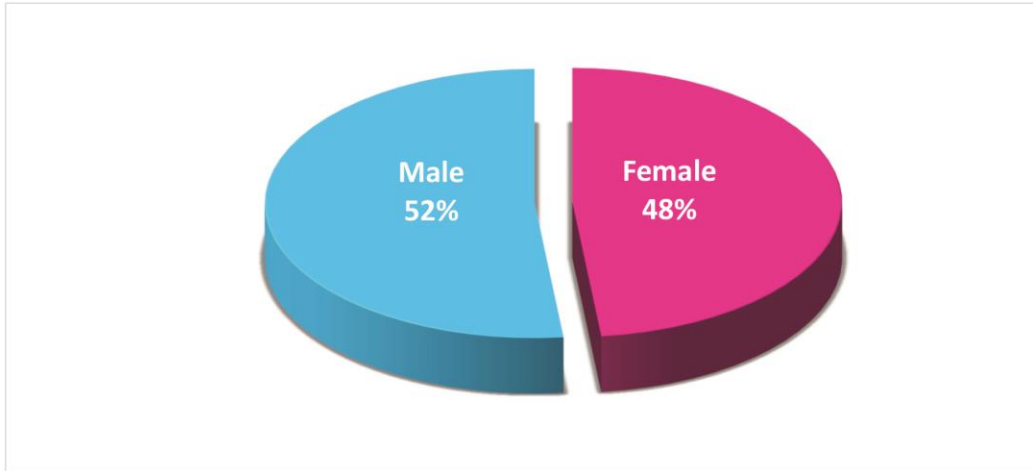


Focusing Diphtheria (Suspected)
(week 1 to week 41, 2016)
Total Entries = 194

AGE WISE DISTRIBUTION



GENDER WISE DISTRIBUTION

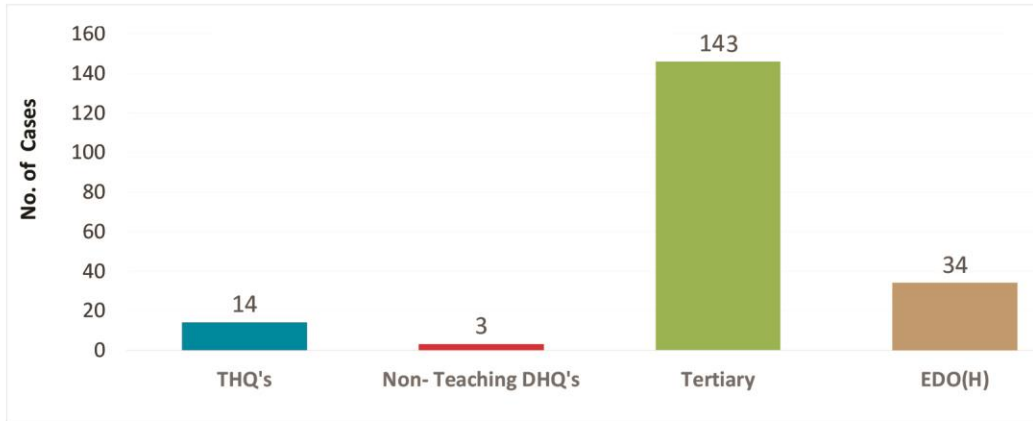


* Data as reported from THQ, Non Teaching DHQ & Teaching Hospitals of Punjab



Focusing Diphtheria (Suspected)
(week 1 to week 41, 2016)
Total Entries = 194

CASES REPORTED FROM VARIOUS TYPES OF HEALTH FACILITIES



LEGEND

● Acute Flaccid Paralysis (AFP)	● Diphtheria (Suspected) (Diph)	
● Acute (Upper) Respiratory infections (ARI)	● Dog Bite (DB)	
● Acute Viral Hepatitis (Suspected) (AVH)	● Enteric /Typhoid Fever (Suspected) (TF)	
● Acute Watery Diarrhea/Cholera (Suspected) (AWD)	● HIV/AIDS (Suspected) (HIV/AIDS)	
● Tuberculosis (Suspected) (TB)	● Malaria (Suspected) (Mal)	
● Bloody Diarrhea/Dysentery (Suspected) (BD)	● Measles (Suspected) (Meas)	
● Influenza (Inf)	● Crimean Congo Haemorrhagic Fever (CCHF)	
● Pyrexia of Unknown Origin (PUO)	● Cutaneous Leishmaniasis (Suspected) (CL)	
● Scabies (Suspected) (Scb)	● Diarrhoea (Acute) (AD)	
● Sexually Transmitted Infections (STIs)	● Meningitis (Suspected) (Men)	
● Snake Bite (with signs/ symptoms of poisoning) (SB)	● Neonatal Tetanus (Suspected) (NNT)	
● Viral Hemorrhagic Fever (Suspected) (VHF)	● Pertussis (Suspected) (Pert)	
● Pneumonia (Suspected) (Pneuo)		
H Tehsil Head Quarter THQ	H Rural Health Center RHC	H Teaching Hospital Tertiary
H District Head Quarter DHQ	H Basic Health Unit BHU	H Executive District Officer Health EDO(H)

* Data as reported from THQ, Non Teaching DHQ & Teaching Hospitals of Punjab

HEALTH REPORTING SYSTEM

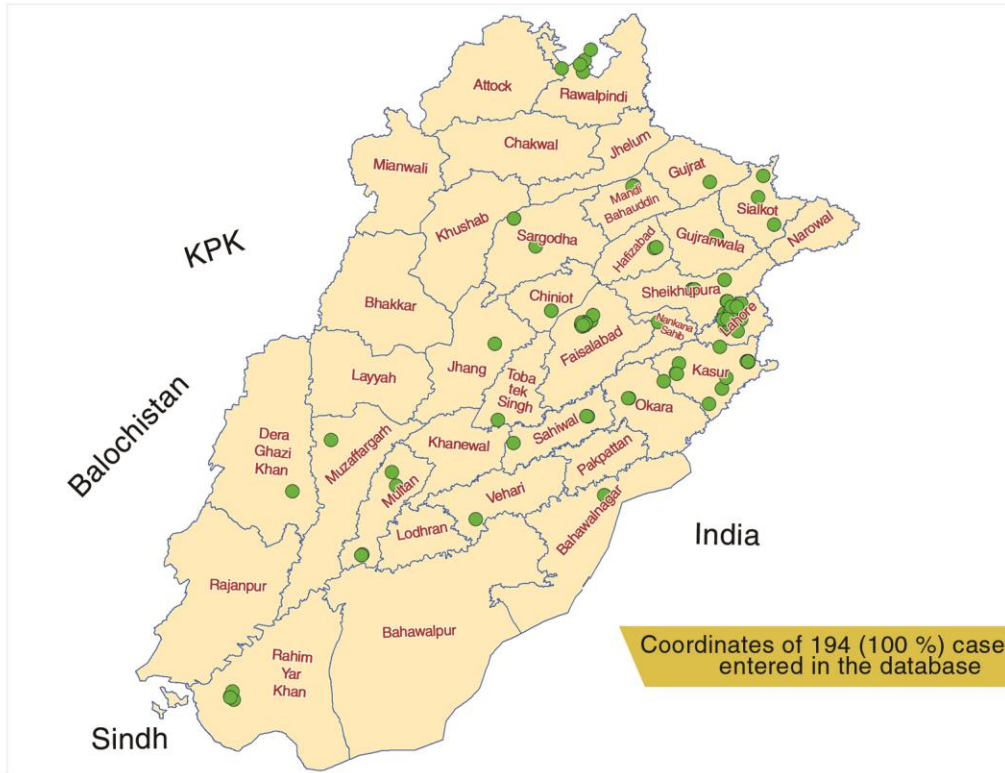
WEEKLY SITREP

Epidemiological Week No.41 (9th October, 2016 to 15th October, 2016)

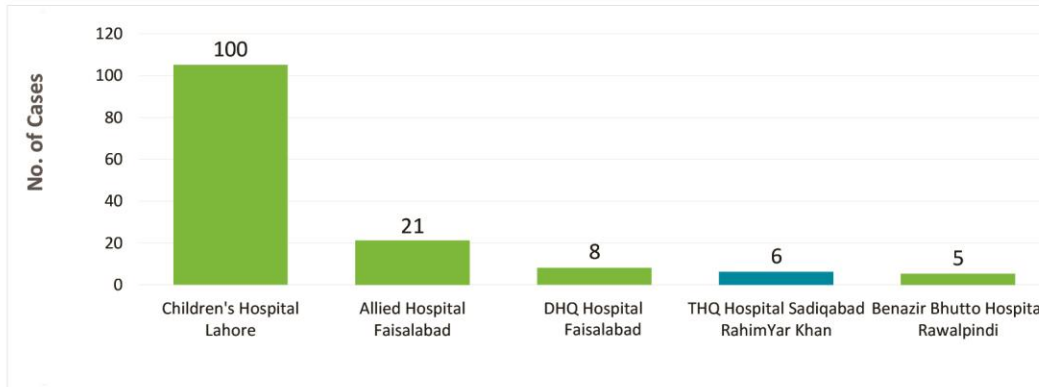


Focusing Diphtheria (Suspected)
 (week 1 to week 41, 2016)
Total Entries = 194

EPIDEMIOLOGICAL MAP



TOP REPORTING HOSPITALS



* Data as reported from THQ, Non Teaching DHQ & Teaching Hospitals of Punjab

6/8



Focusing Disease Wheel

(Week 41, 2016)

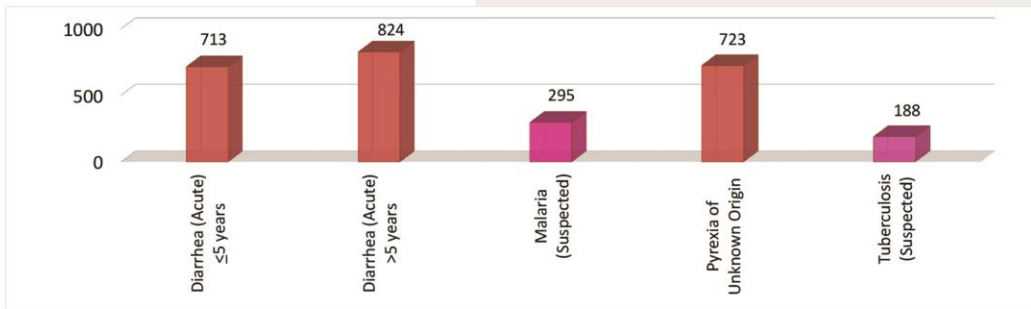
TOTAL CASES = 12913

DISEASE WISE DISTRIBUTION

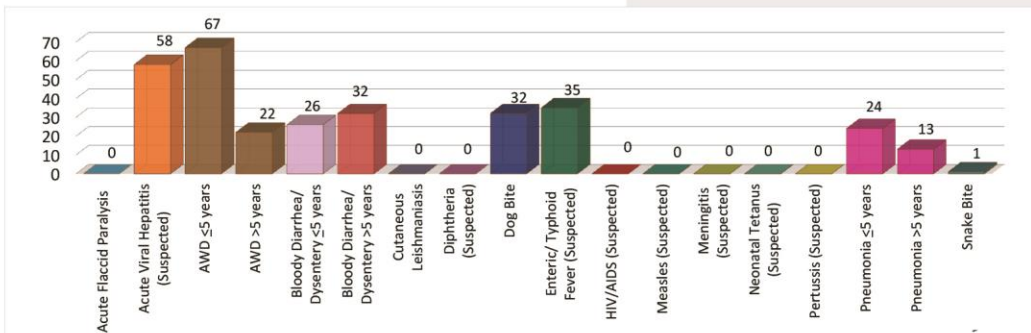
Diseases with number of cases > 1000



Diseases with number of cases between 100 & 1000



Diseases with number of cases < 100



Acute Diarrhea: Cases which do not fit in the definition of Dysentery or Acute Watery Diarrhea

* Data as reported using disease wheel

Focusing Dengue
 (Week 41, 2016)

Districts	Indoor Surveillance				Outdoor Surveillance			
	Number of Houses Checked	Number of Houses Positive	Total Containers Checked	Total Containers Positive	Number of Spots Checked	Number of Spots Positive	Total Containers Checked	Total Containers Positive
ATTOCK	32198	51	93233	51	5905	5	15992	5
BAHAWALNAGAR	35988	0	126244	0	6409	0	9821	0
BAHAWALPUR	20681	0	81730	0	2447	0	7204	0
BHAKKAR	8500	0	26086	0	1987	0	5774	0
CHAKWAL	32755	4	106485	5	2811	1	11769	2
CHINIOT	711	0	2347	0	278	0	935	0
D.G.KHAN	4224	0	10161	0	2670	0	5999	0
FAISALABAD	68031	39	238921	39	56906	33	157018	33
GUJRANWALA	81140	0	213783	0	13601	0	34545	0
GUJRAT	12469	0	51868	0	547	0	1121	0
HAFIZABAD	20065	0	49078	0	1046	0	2109	0
JHELUM	23514	0	98002	0	7066	0	17275	3
JHANG	4127	0	13103	0	4213	0	12988	0
KASUR	50546	0	266524	0	3333	2	10590	2
KHANEWAL	5475	0	13138	0	1831	0	5406	0
KHUSHAB	2805	0	17104	0	1439	0	3798	0
LAHORE	349032	3345	2042839	3441	53759	90	191545	99
LAYYAH	2828	0	11157	0	790	0	6953	0
LODHRAN	9019	0	36649	0	3259	0	8258	0
MANDI BAHAUDDIN	7950	0	27654	0	6650	0	6759	0
MIANWALI	9789	0	42097	0	2898	0	7608	0
MULTAN	33278	89	195265	89	6962	14	43821	14
MUZAFFARGARH	5848	0	21492	0	2620	0	12504	0
NANKANA SAHIB	30133	0	60996	0	6566	0	14778	0
NAROWAL	24115	0	78580	0	5195	0	11258	0
OKARA	43993	1	158508	1	9109	0	14201	0
PAKPATTAN	14075	0	25970	0	5257	0	10073	0
RAHIMYAR KHAN	4750	0	12637	0	2020	0	2198	0
RAJANPUR	20748	0	67228	0	2929	0	4119	0
RAWALPINDI	122451	2549	954874	2786	20801	89	113097	91
SAHIWAL	15450	0	18304	0	4800	0	6136	0
SARGODHA	32597	0	65890	0	8698	0	11379	0
SHEIKHUPURA	104003	13	295936	17	18503	1	50202	1
SIALKOT	14845	0	71632	0	4472	0	23758	0
T.T.SINGH	12016	0	35611	0	4058	1	11050	1
VEHARI	34187	0	120499	0	5600	0	6563	0
Total	1294336	6091	5751625	6429	287435	236	858604	251