



PUNJAB INFORMATION TECHNOLOGY BOARD HEALTH REPORTING SYSTEM

Focusing Malaria (Suspected)



Epidemiological Week No.42 (16th October, 2016 to 22nd October, 2016)

WEEKLY SITREP

Patrons in Chief:

Khawaja Salman Rafique (Advisor to CM Punjab on Health) | Chairman, PITB
Secretary Specialized Healthcare and Medical Education Department

Patrons:

Dr. Salman Shahid (AS Technical SHC&ME)
Faisal Yousaf (D.G IT Operations) | Rizwan Rashid (D.G IT)

Editors:

Prof. Rubina Sarmad | Prof. Waseem Akram | Dr. Somia Iqtadar
Dr. Jamshaid Ahmad | Saflain Haider | Dr. Anjum Razzaq
Dr. Nasir Shakir (DS-SHC&ME)

Sub Editors:

Arsalan Manzoor | Sundas Kouser | Moeen Akhter

Designer:

Nida Fatima

17 Diphtheria (Suspected)

12 Lahore 2 Narowal
2 Sheikhpura 1 Faisalabad

16 Acute Flaccid Paralysis


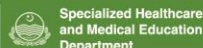
9 Mianwali 5 Lahore
1 Faisalabad
1 Rahim Yar Khan

03 Cutaneous Leishmaniasis (Suspected)

3 Khushab

01 HIV/AIDS (Suspected)

1 Faisalabad

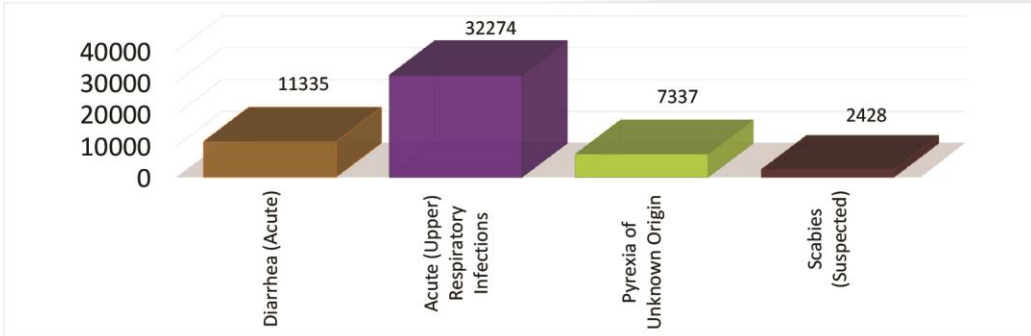


Communicable Disease Situation - Punjab

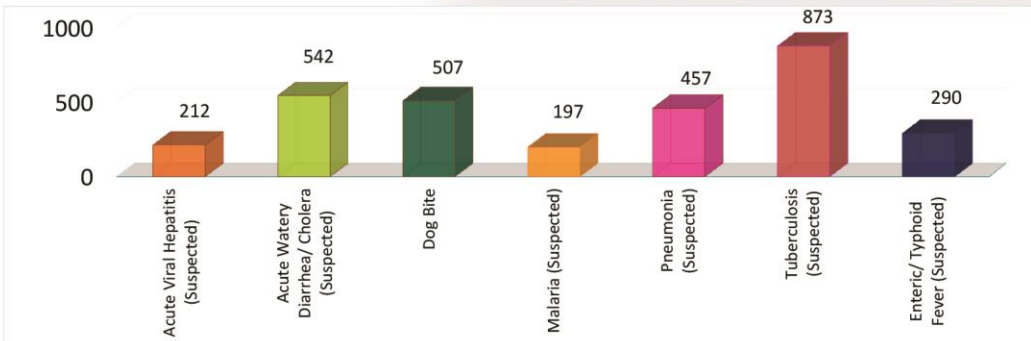
(Week 42, 2016)

TOTAL CASES = 56702

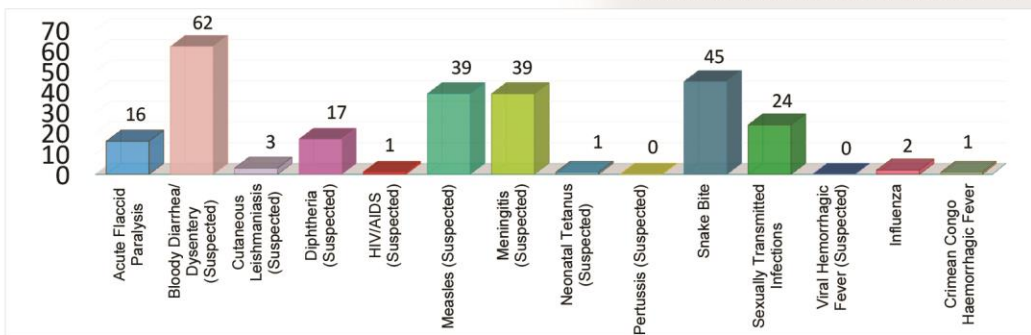
Diseases with number of cases >1000



Diseases with number of cases between 100 & 1000



Diseases with number of cases < 100



Acute Diarrhea: Cases which do not fit in the definition of Dysentery or Acute Watery Diarrhea

* Data as reported from THQ, Non Teaching DHQ & Teaching Hospitals of Punjab

HEALTH REPORTING SYSTEM

WEEKLY SITREP

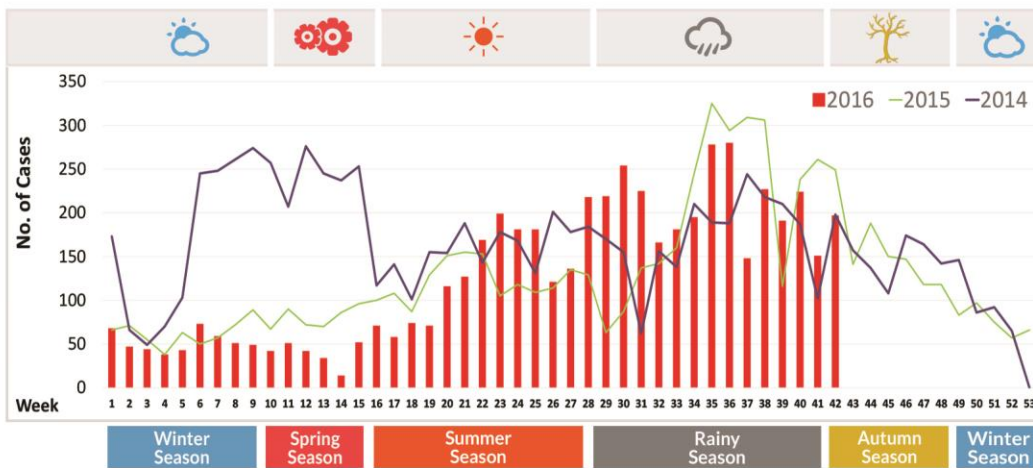
Epidemiological Week No.42 (16th October, 2016 to 22nd October, 2016)

Focusing Malaria (Suspected)
(week 1 to week 42, 2016)
Total Entries = 5365

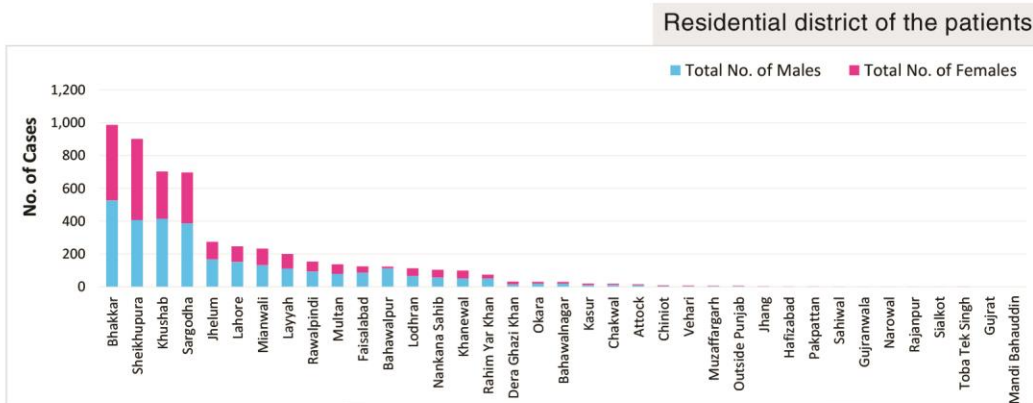
CASE DEFINITION

Suspected case of uncomplicated malaria: History of recent fever (may be continuous or irregular in beginning), chills, headache, body aches, weakness, anaemia, hepato-splenomegaly. In falciparum infection, the fever may be continuous with bouts of high peaks.
Suspected case of severe/complicated malaria: H/O fever with prostration (inability to sit), altered consciousness (lethargy, coma), generalized seizures (followed by coma), difficulty in breathing, low urinary output or dark urine, severe anaemia, abnormal bleeding, and hypoglycaemia.
Only falciparum malaria can develop into severe malaria if not treated promptly especially in children and pregnant women.

WEEK WISE DISTRIBUTION



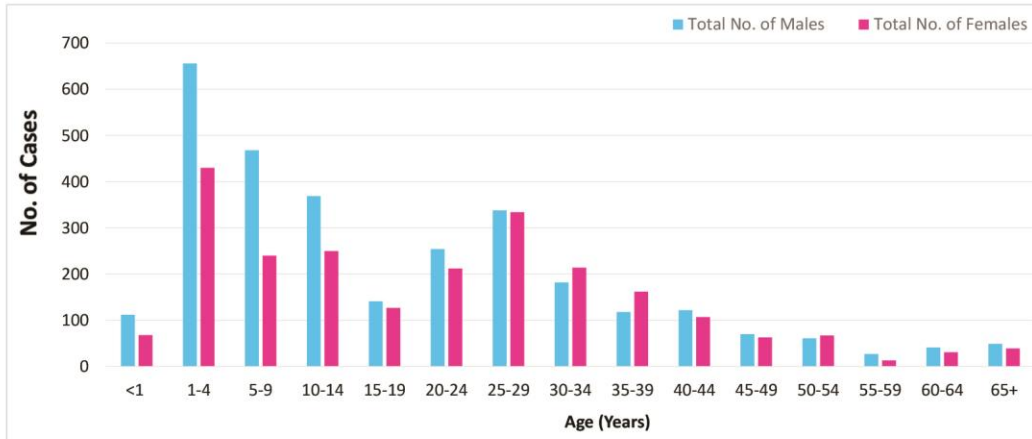
DISTRICT WISE DISTRIBUTION



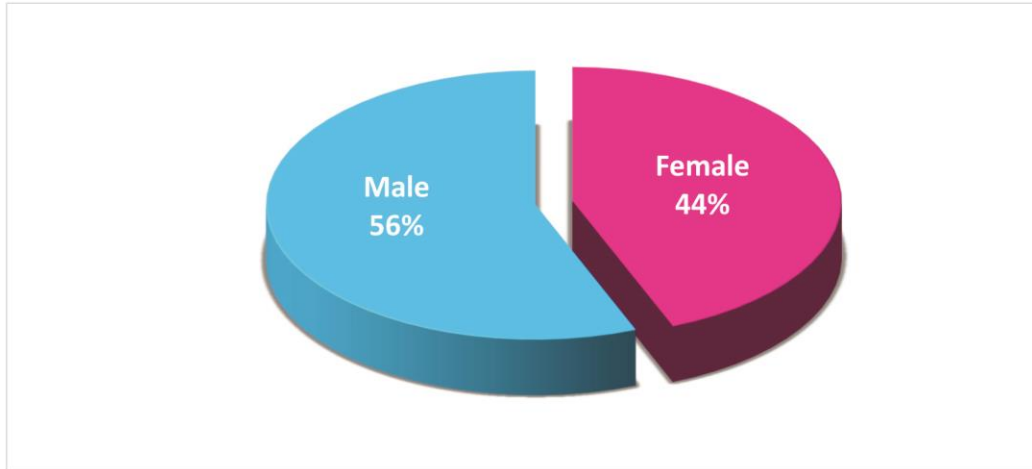
* Data as reported from THQ, Non Teaching DHQ & Teaching Hospitals of Punjab

Focusing Malaria (Suspected)
(week 1 to week 42, 2016)
Total Entries = 5365

AGE WISE DISTRIBUTION



GENDER WISE DISTRIBUTION



* Data as reported from THQ, Non Teaching DHQ & Teaching Hospitals of Punjab

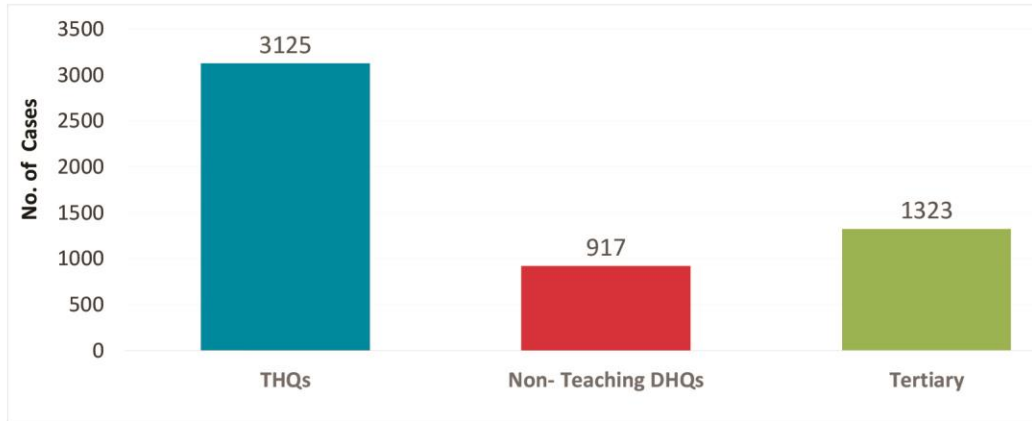
HEALTH REPORTING SYSTEM

WEEKLY SITREP

Epidemiological Week No.42 (16th October, 2016 to 22nd October, 2016)

Focusing Malaria (Suspected)
(week 1 to week 42, 2016)
Total Entries = 5365

CASES REPORTED FROM VARIOUS TYPES OF HEALTH FACILITIES



LEGEND

● Acute Flaccid Paralysis (AFP)	● Diphtheria (Suspected) (Diph)	
● Acute (Upper) Respiratory infections (ARI)	● Dog Bite (DB)	
● Acute Viral Hepatitis (Suspected) (AVH)	● Enteric /Typhoid Fever (Suspected) (TF)	
● Acute Watery Diarrhea/Cholera (Suspected) (AWD)	● HIV/AIDS (Suspected) (HIV/AIDS)	
● Tuberculosis (Suspected) (TB)	● Malaria (Suspected) (Mal)	
● Bloody Diarrhea/Dysentery (Suspected) (BD)	● Measles (Suspected) (Meas)	
● Influenza (Inf)	● Crimean Congo Haemorrhagic Fever (CCHF)	
● Pyrexia of Unknown Origin (PUO)	● Cutaneous Leishmaniasis (Suspected) (CL)	
● Scabies (Suspected) (Scb)	● Diarrhoea (Acute) (AD)	
● Sexually Transmitted Infections (STIs)	● Meningitis (Suspected) (Men)	
● Snake Bite (with signs/ symptoms of poisoning) (SB)	● Neonatal Tetanus (Suspected) (NNT)	
● Viral Hemorrhagic Fever (Suspected) (VHF)	● Pertussis (Suspected) (Pert)	
● Pneumonia (Suspected) (Pneuo)		
● Tehsil Head Quarter THQ	● Rural Health Center RHC	● Teaching Hospital Tertiary
● District Head Quarter DHQ	● Basic Health Unit BHU	● Executive District Officer Health EDO(H)

* Data as reported from THQ, Non Teaching DHQ & Teaching Hospitals of Punjab

5/8

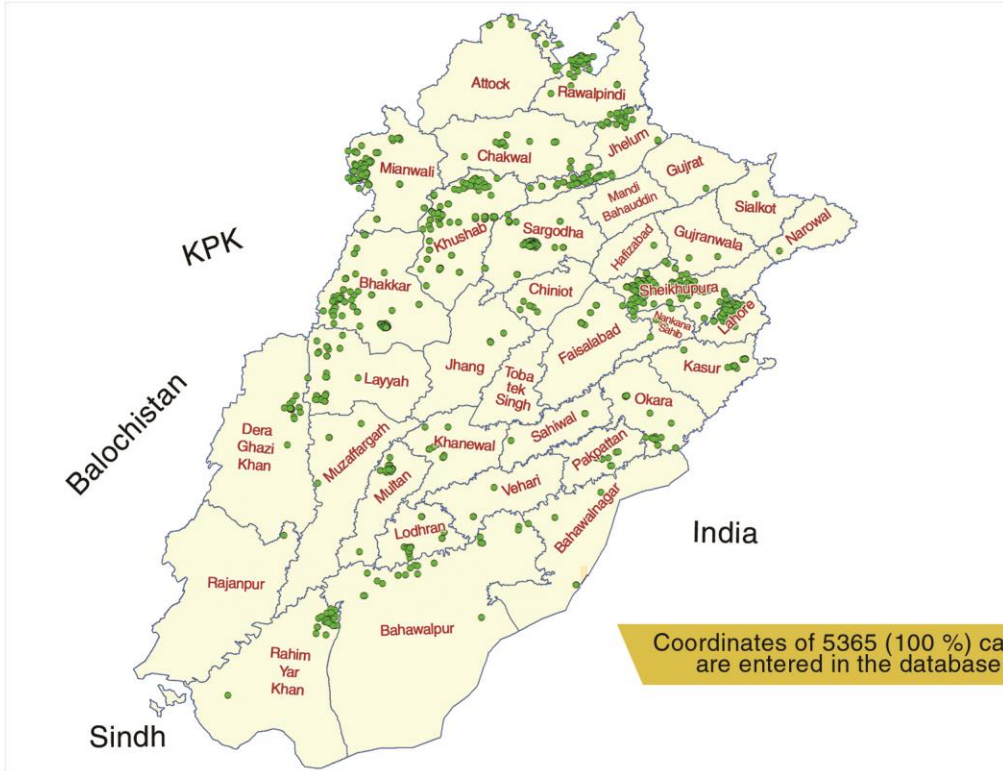
HEALTH REPORTING SYSTEM

WEEKLY SITREP

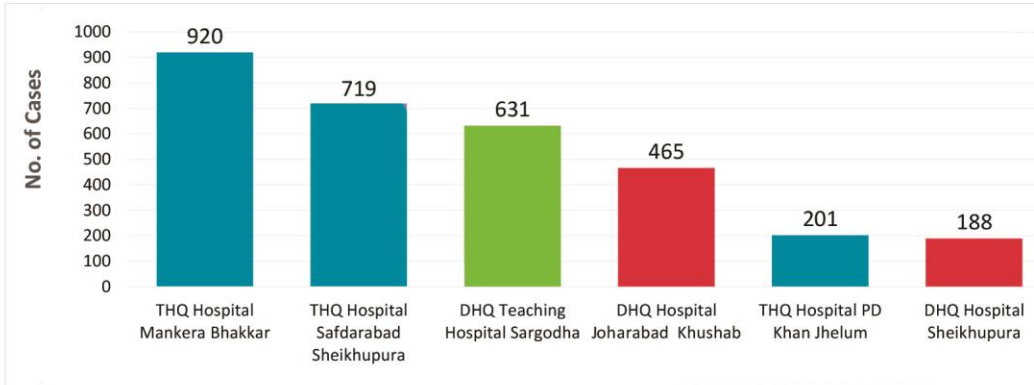
Epidemiological Week No.42 (16th October, 2016 to 22nd October, 2016)

Focusing Malaria (Suspected)
(week 1 to week 42, 2016)
Total Entries = 5365

EPIDEMIOLOGICAL MAP



TOP REPORTING HOSPITALS



* Data as reported from THQ, Non Teaching DHQ & Teaching Hospitals of Punjab

HEALTH REPORTING SYSTEM

WEEKLY SITREP

Epidemiological Week No.42 (16th October, 2016 to 22nd October, 2016)



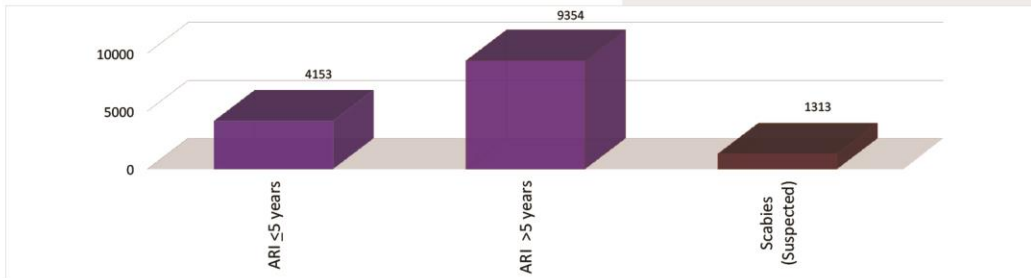
Focusing Disease Wheel

(Week 42, 2016)

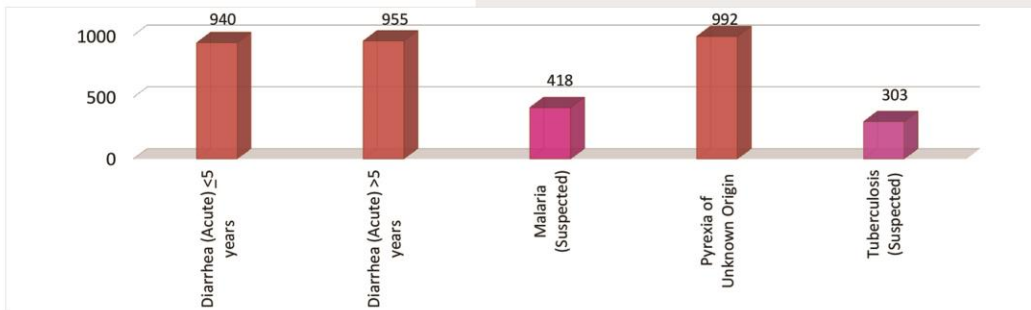
TOTAL CASES = 18893

DISEASE WISE DISTRIBUTION

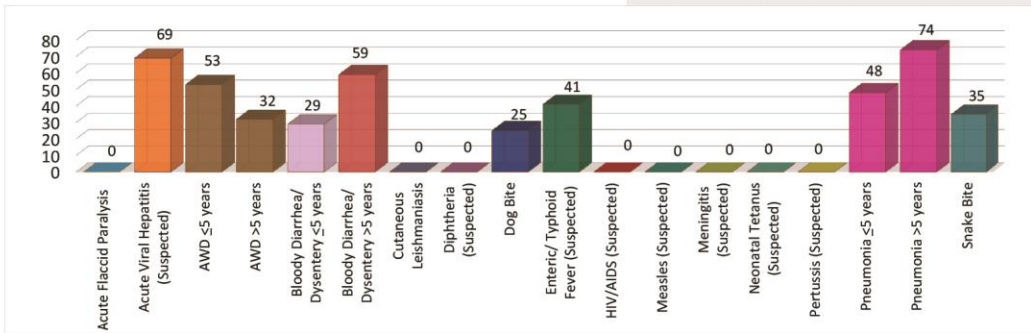
Diseases with number of cases > 1000



Diseases with number of cases between 100 & 1000



Diseases with number of cases < 100



Acute Diarrhea: Cases which do not fit in the definition of Dysentery or Acute Watery Diarrhea

* Data as reported using disease wheel

Focusing Dengue

(Week 42, 2016)

Districts	Indoor Surveillance				Outdoor Surveillance			
	Number of Houses Checked	Number of Houses Positive	Total Containers Checked	Total Containers Positive	Number of Spots Checked	Number of Spots Positive	Total Containers Checked	Total Containers Positive
ATTOCK	33439	66	95689	66	5265	3	14586	3
BAHAWALNAGAR	55965	0	190919	0	9875	0	15887	0
BAHAWALPUR	44830	0	165103	0	8338	0	25143	0
BHAKKAR	14805	0	44083	0	3630	0	10882	0
CHAKWAL	51378	0	169022	0	6041	0	26526	0
CHINIOT	1603	1	6297	1	1131	0	4026	6
D.G.KHAN	4629	0	11256	0	3524	0	8237	0
FAISALABAD	74020	61	249907	61	51375	51	127202	51
GUJRANWALA	108732	0	323128	0	16970	1	43106	1
GUJRAT	28722	0	120576	0	2220	1	5198	1
HAFIZABAD	26080	0	73839	0	1799	0	3483	0
JHELUM	27100	0	120463	0	8154	0	17905	0
JHANG	7811	0	26991	0	8721	0	27648	2
KASUR	86833	0	455823	0	6472	7	19451	7
KHANEWAL	7461	0	17201	0	1872	0	5347	0
KHUSHAB	4656	0	32519	0	4182	0	11395	0
LAHORE	371680	3291	2158251	3400	59231	126	206951	133
LAYYAH	5704	0	21517	0	185	0	1810	0
LODHRAN	11542	0	46569	0	4527	0	12342	0
MANDI BHAUDDIN	9500	0	35457	0	7629	0	7716	0
MIANWALI	14212	0	61149	0	3947	0	9674	0
MULTAN	45895	162	286476	162	7269	31	36845	31
MUZAFFARGARH	6023	0	28716	0	2638	0	14005	0
NANKANA SAHIB	29411	0	57561	0	6466	0	14876	0
NAROWAL	27815	0	89358	0	5561	0	12111	0
OKARA	47703	2	171363	2	12497	0	19573	0
PAKPATTAN	28325	0	49530	0	10426	0	19638	0
RAHIMYAR KHAN	11875	0	24553	0	2780	0	3047	0
RAJANPUR	18175	0	55809	0	6718	0	9881	0
RAWALPINDI	142948	2306	1070121	2444	26248	133	147940	135
SAHIWAL	32220	0	39231	0	7340	0	9336	0
SARGODHA	53052	0	111426	0	14941	0	19116	0
SHEIKHUPURA	124119	12	338093	12	21769	5	56542	5
SIALKOT	22996	0	109214	0	7750	0	39314	5
T.T.SINGH	17931	0	54729	0	6176	0	15626	0
VEHARI	59200	0	200190	0	8710	0	10291	0
Total	1658390	5901	7112129	6148	362377	358	1032656	380