



PUNJAB INFORMATION TECHNOLOGY BOARD HEALTH REPORTING SYSTEM



FOCUSING INFLUENZA (Suspected)

16 Diphtheria (Suspected)

11 Lahore 4 Faisalabad
1 Rawalpindi

09 Acute Flaccid Paralysis

5 Lahore 2 Multan
1 Faisalabad
1 Toba Tek Singh

05 HIV/AIDS (Suspected)

2 Lahore 1 Chakwal
1 Faisalabad 1 Toba Tek Singh

01 Cutaneous Leishmaniasis (Suspected)

1 Khushab

Patrons in Chief:

Khawaja Salman Rafique (Advisor to CM Punjab on Health)
Chairman, PITB | Secretary Specialized Healthcare and Medical Education
Department

Patrons:

Dr. Salman Shahid (AS Technical SHC&ME)
Faisal Yousaf (D.G IT Operations) | Rizwan Rashid (D.G IT)

Editors:


Prof. Rubina Sarmad | Prof. Waseem Akram | Dr. Somia Iqtadar
Dr. Jamshaid Ahmad | Saflain Haider | Dr. Anjum Razzaq
Dr. Nasir Shakir (DS-SHC&ME)

Sub Editors:

Arsalan Manzoor | Sundas Kouser | Moeen Akhter

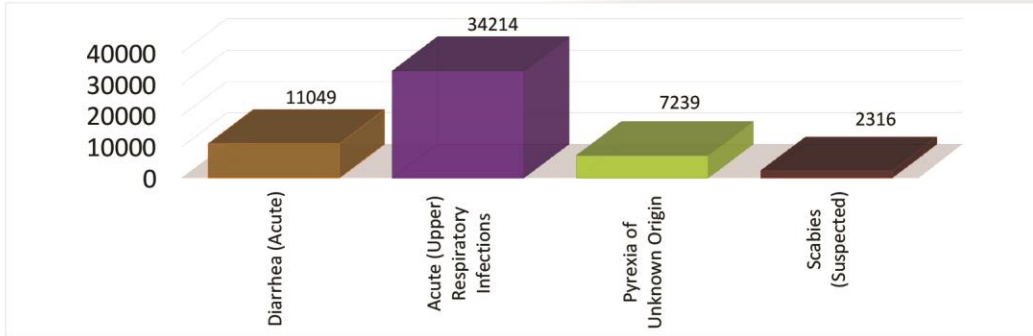
Designer:

Nida Fatima

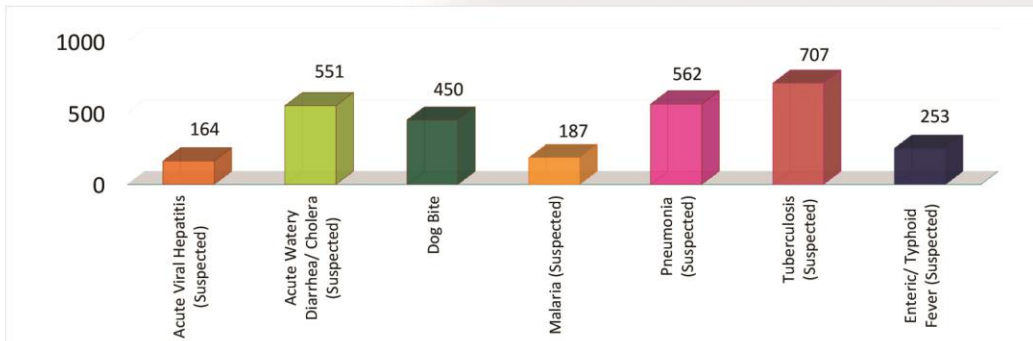


Communicable Disease Situation - Punjab
(Week 43, 2016)
TOTAL CASES = 57876

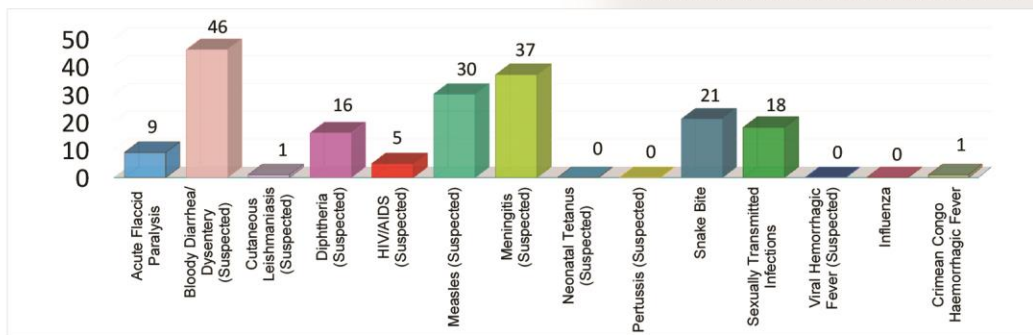
Diseases with number of cases >1000



Diseases with number of cases between 100 & 1000




Diseases with number of cases < 100



Acute Diarrhea: Cases which do not fit in the definition of Dysentery or Acute Watery Diarrhea

* Data as reported from THQ, Non Teaching DHQ & Teaching Hospitals of Punjab

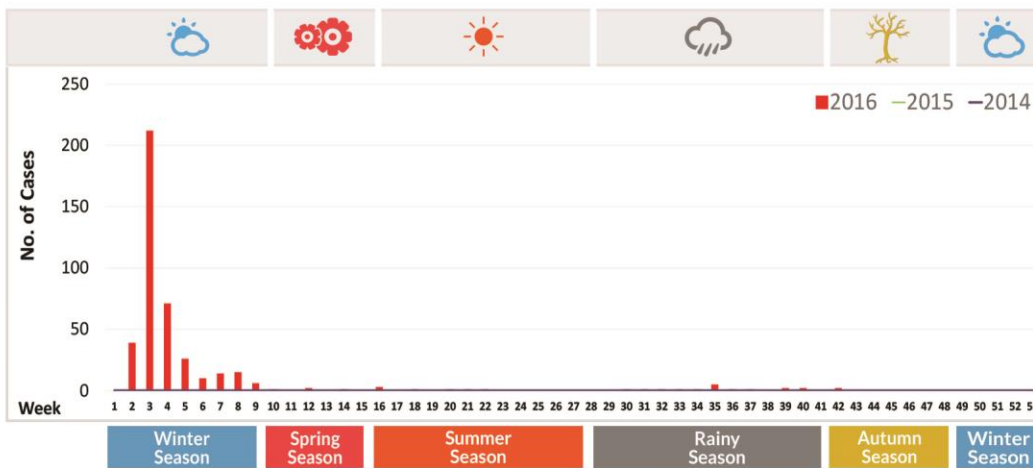


Focusing Influenza (Suspected)
(week 1 to week 43, 2016)
Total Entries = 422

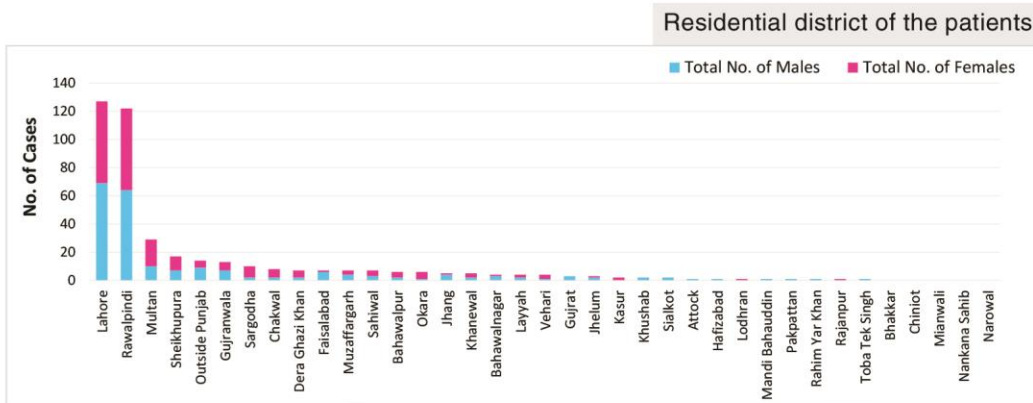
CASE DEFINITION

A person presenting with a sudden onset of fever $\geq 38^{\circ}\text{C}$ and cough or sore throat, in the absence of other diagnosis.
(Influenza is a systemic illness that involves the upper respiratory tract and should be differentiated from other URIs.)


WEEK WISE DISTRIBUTION



DISTRICT WISE DISTRIBUTION

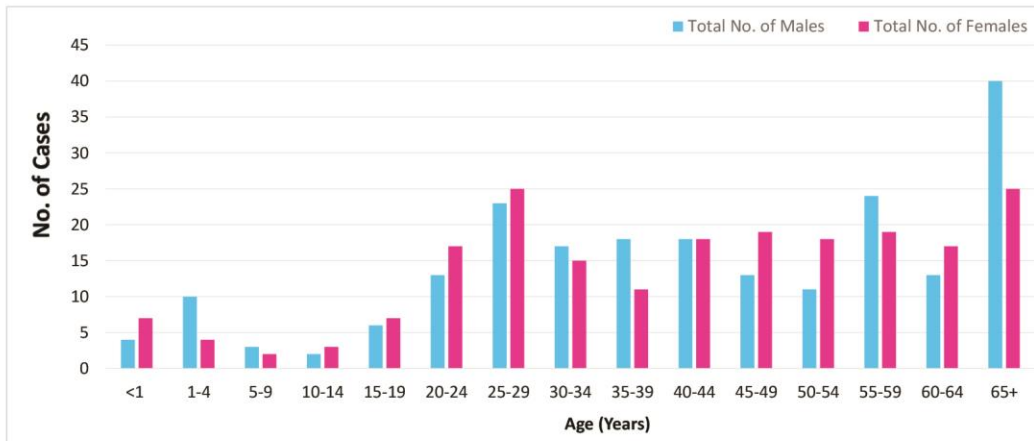


* Data as reported from THQ, Non Teaching DHQ & Teaching Hospitals of Punjab

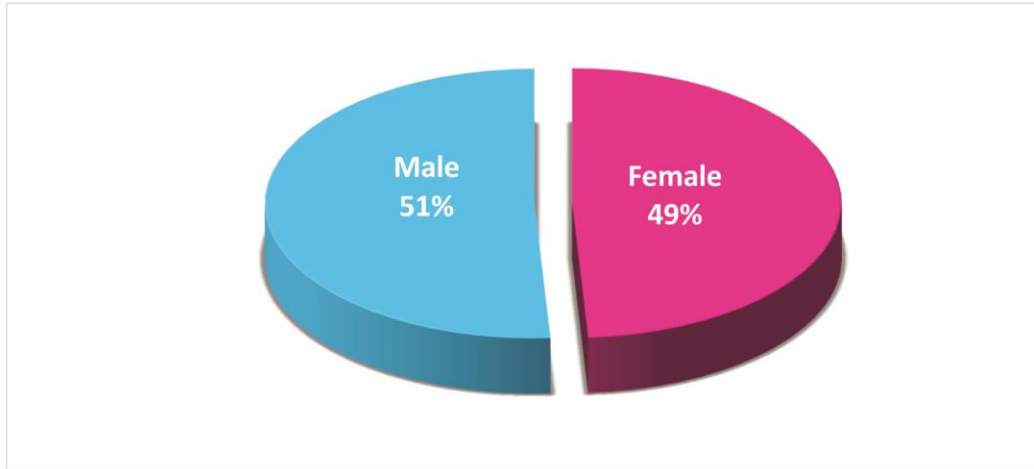


Focusing Influenza (Suspected)
 (week 1 to week 43, 2016)
Total Entries = 422


AGE WISE DISTRIBUTION



GENDER WISE DISTRIBUTION

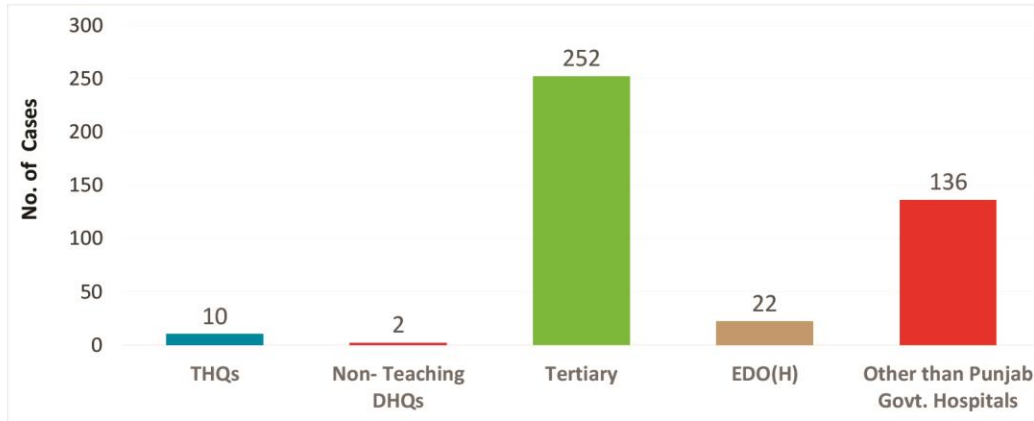


* Data as reported from THQ, Non Teaching DHQ & Teaching Hospitals of Punjab



Focusing Influenza (Suspected)
(week 1 to week 43, 2016)
Total Entries = 422


CASES REPORTED FROM VARIOUS TYPES OF HEALTH FACILITIES



LEGEND

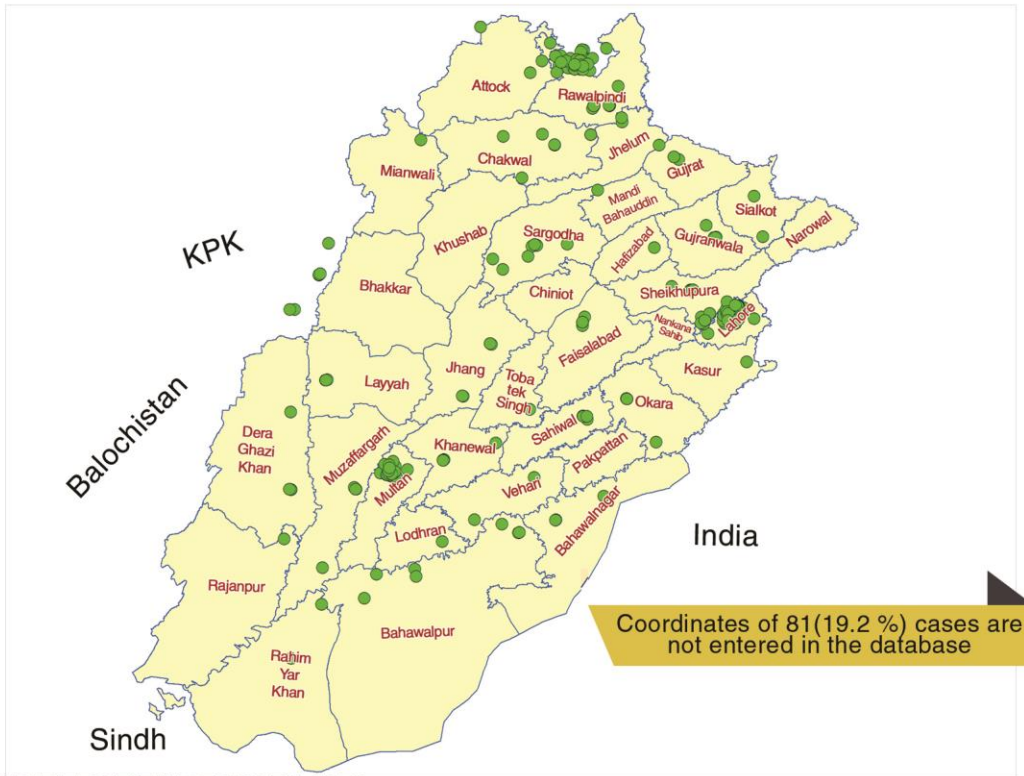
● Acute Flaccid Paralysis (AFP)	● Diphtheria (Suspected) (Diph)	
● Acute (Upper) Respiratory infections (ARI)	● Dog Bite (DB)	
● Acute Viral Hepatitis (Suspected) (AVH)	● Enteric /Typhoid Fever (Suspected) (TF)	
● Acute Watery Diarrhea/Cholera (Suspected) (AWD)	● HIV/AIDS (Suspected) (HIV/AIDS)	
● Tuberculosis (Suspected) (TB)	● Malaria (Suspected) (Mal)	
● Bloody Diarrhea/Dysentery (Suspected) (BD)	● Measles (Suspected) (Meas)	
● Influenza (Inf)	● Crimean Congo Haemorrhagic Fever (CCHF)	
● Pyrexia of Unknown Origin (PUO)	● Cutaneous Leishmaniasis (Suspected) (CL)	
● Scabies (Suspected) (Scb)	● Diarrhoea (Acute) (AD)	
● Sexually Transmitted Infections (STIs)	● Meningitis (Suspected) (Men)	
● Snake Bite (with signs/ symptoms of poisoning) (SB)	● Neonatal Tetanus (Suspected) (NNT)	
● Viral Hemorrhagic Fever (Suspected) (VHF)	● Pertussis (Suspected) (Pert)	
● Pneumonia (Suspected) (Pneuo)		
H Tehsil Head Quarter THQ	H Rural Health Center RHC	H Teaching Hospital Tertiary
H District Head Quarter DHQ	H Basic Health Unit BHU	H Executive District Officer Health EDO(H)

* Data as reported from THQ, Non Teaching DHQ & Teaching Hospitals of Punjab

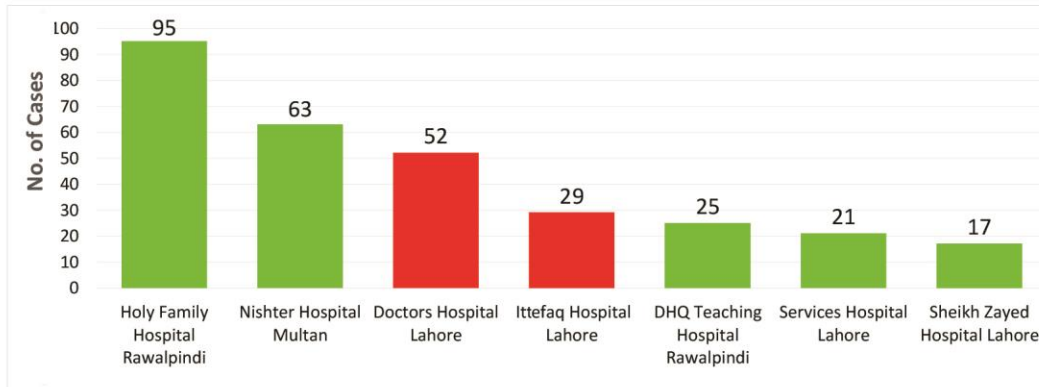


Focusing Influenza (Suspected)
(week 1 to week 43, 2016)
Total Entries = 422

EPIDEMIOLOGICAL MAP




TOP REPORTING HOSPITALS



* Data as reported from THQ, Non Teaching DHQ & Teaching Hospitals of Punjab

HEALTH REPORTING SYSTEM WEEKLY SITREP

Epidemiological Week No.43 (23th October, 2016 to 29nd October, 2016)

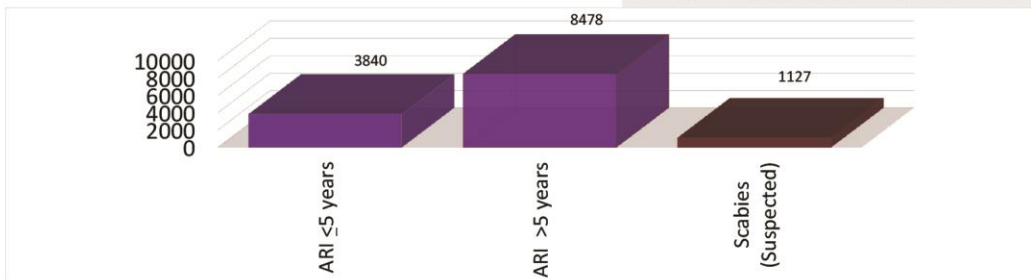


Focusing Disease Wheel

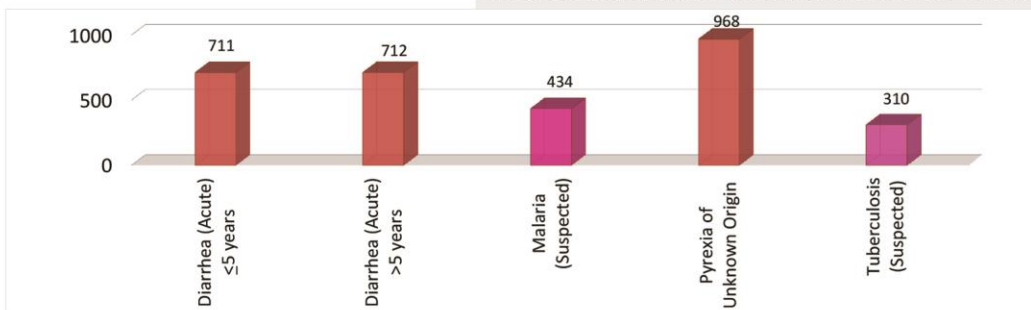
(Week 43, 2016)
TOTAL CASES = 16983

DISEASE WISE DISTRIBUTION

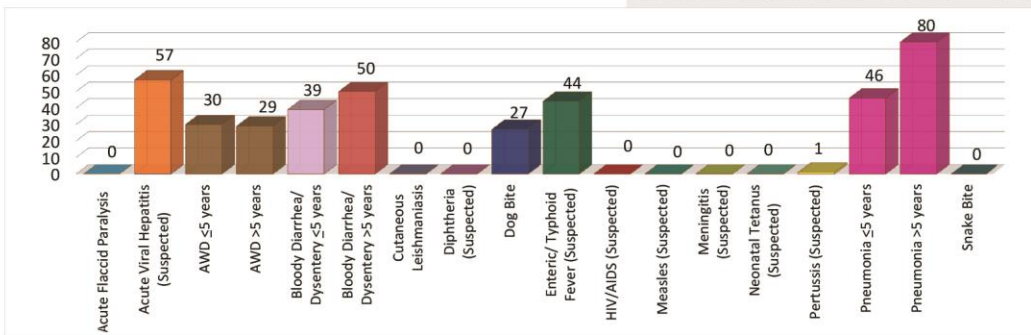
Diseases with number of cases > 1000



Diseases with number of cases between 100 & 1000




Diseases with number of cases < 100



Acute Diarrhea: Cases which do not fit in the definition of Dysentery or Acute Watery Diarrhea

* Data as reported using disease wheel


Focusing Dengue
 (Week 43, 2016)

Districts	Indoor Surveillance				Outdoor Surveillance			
	Number of Houses Checked	Number of Houses Positive	Total Containers Checked	Total Containers Positive	Number of Spots Checked	Number of Spots Positive	Total Containers Checked	Total Containers Positive
ATTOCK	79865	39	282704	39	4589	6	14016	7
BAHAWALNAGAR	55553	0	185362	0	11236	0	17492	0
BAHAWALPUR	35107	0	132619	0	7022	0	20222	0
BHAKKAR	13610	0	40662	0	2573	0	8200	0
CHAKWAL	50842	0	163537	0	6125	0	25381	0
CHINIOT	3025	0	11222	0	1077	0	4415	0
FAISALABAD	69524	56	218081	56	58660	53	145862	53
GUJRANWALA	93146	1	273447	3	20019	0	49492	0
GUJRAT	31953	0	139431	0	2821	0	4073	0
HAFIZABAD	17196	0	50956	0	1053	0	1951	0
JHELUM	26540	0	125943	0	7975	0	19064	0
JHANG	5747	0	21033	0	7819	0	24890	0
KASUR	87394	0	462899	0	8728	5	31571	11
KHANEWAL	7554	0	16932	0	1782	0	4836	0
KHUSHAB	6917	0	40604	0	3437	0	9548	0
LAHORE	152092	1212	788657	1247	23242	16	80657	17
LAYYAH	8747	0	33368	0	741	0	6921	0
LODHRAN	5175	0	19339	0	2474	0	5837	0
MANDI BHAUDDIN	9925	0	34596	0	6955	0	6955	0
MIANWALI	10762	0	44556	0	3617	0	8877	0
MULTAN	43763	168	258460	168	9370	40	58264	40
MUZAFFARGARH	3021	0	15910	0	1247	0	7538	0
NANKANA SAHIB	30864	0	60118	0	6887	0	17128	0
NAROWAL	31418	0	116804	0	5372	0	12117	0
OKARA	51299	2	182032	14	13184	0	20847	0
PAKPATTAN	28425	0	49504	0	10443	0	19391	0
RAHIMYAR KHAN	13495	0	24525	0	3660	0	4575	0
RAWALPINDI	48785	538	350540	583	8163	23	36279	23
SAHIWAL	18135	0	21467	0	5220	0	6334	0
SARGODHA	51663	0	93216	0	13490	0	16918	0
SHEIKHUPURA	128008	5	336796	5	24525	0	56511	0
SIALKOT	18013	0	85392	17	6313	0	31916	0
T.T.SINGH	20071	0	75281	0	6314	0	17483	0
VEHARI	57070	0	196110	0	7990	0	9233	0
Total	1314704	2021	4952103	2132	304123	143	804794	151