



## SPECIALIZED HEALTHCARE AND MEDICAL EDUCATION DEPARTMENT HEALTH REPORTING SYSTEM



### FOCUSING NEONATAL TETANUS

#### 13 Diphtheria (Suspected)

- 8 Lahore
- 2 Multan
- 2 Faisalabad
- 1 Sheikhpura

#### 08 Acute Flaccid Paralysis

- 5 Lahore
- 2 Jhelum
- 1 Pakpattan

#### 01 HIV/AIDS (Suspected)

- 1 Faisalabad

#### Patrons in Chief:

Khawaja Salman Rafique (Advisor to CM Punjab on Health)  
Syed Najam Ahmad Shah (Secretary SHC&ME)  
Dr. Umer Saif (Chairman PITB)

#### Patrons:

Dr. Salman Shahid (AS Technical SHC&ME)  
Faisal Yousaf (D.G IT Operations) | Rizwan Rashid (D.G IT)

#### Editors:

Prof. Rubina Sarmad | Prof. Waseem Akram | Dr. Somia Iqtadar  
Dr. Jamshaid Ahmad | Saflain Haider | Dr. Anjum Razzaq  
Dr. Nasir Shakir (DS-SHC&ME)

#### Sub Editors:

Arsalan Manzoor | Sundas Kouser | Moeen Akhter

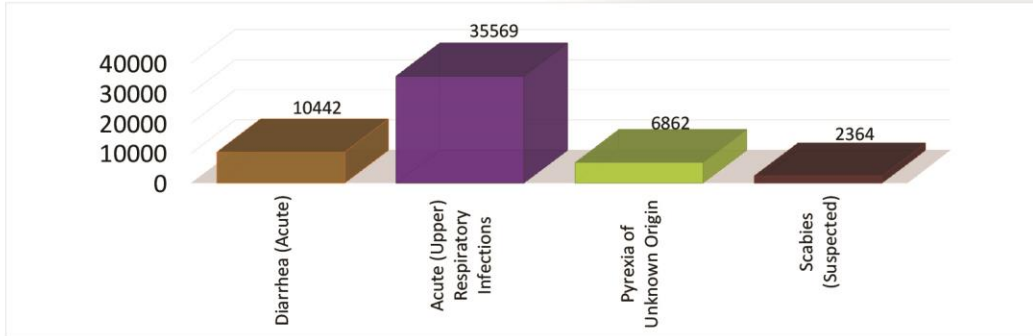
#### Designer:

Nida Fatima

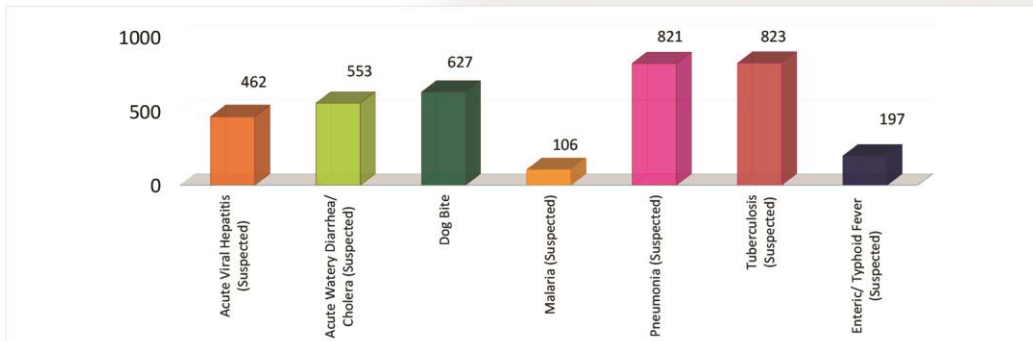


**Communicable Disease Situation - Punjab**  
(Week 46, 2016)  
Total Cases = 59026

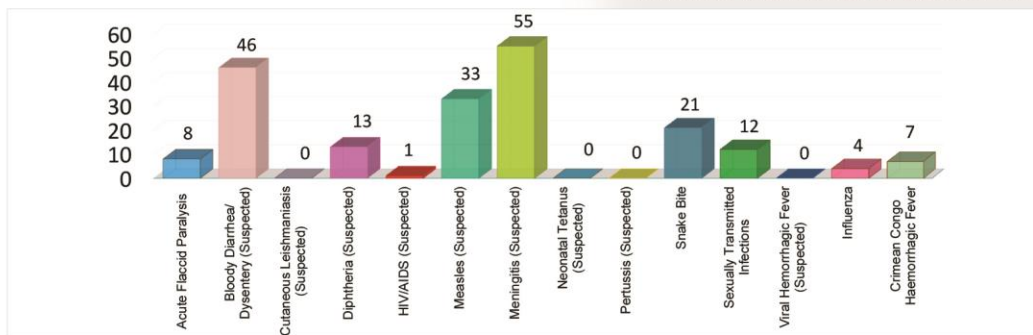
Diseases with number of cases >1000



Diseases with number of cases between 100 & 1000



Diseases with number of cases < 100



➔ **Acute Diarrhea: Cases which do not fit in the definition of Dysentery or Acute Watery Diarrhea**

\* Data as reported from THQ, Non Teaching DHQ & Teaching Hospitals of Punjab

# HEALTH REPORTING SYSTEM

Epidemiological Week No.46 (13th November, 2016 to 19th November, 2016)

WEEKLY SITREP

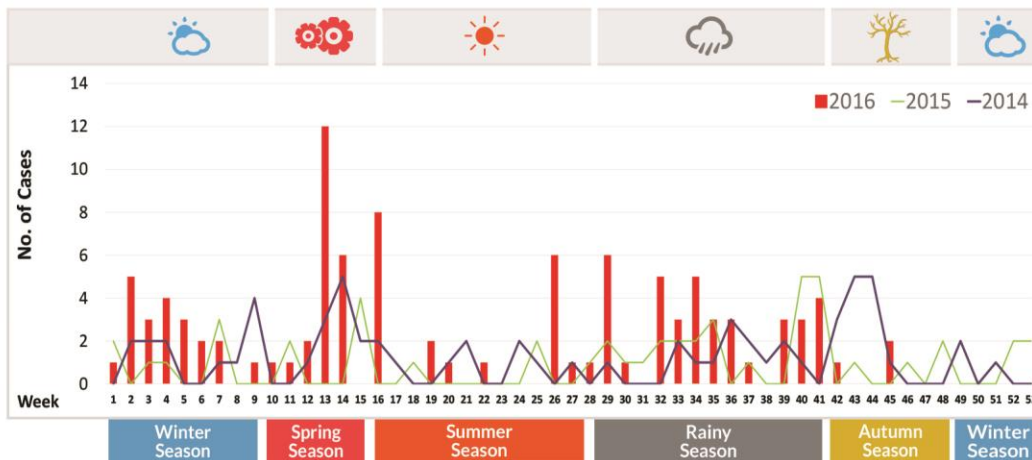
**FOCUSING NEONATAL TETANUS (SUSPECTED)**  
 (Week 1 to 46, 2016)  
 Total Entries = 101

## CASE DEFINITION

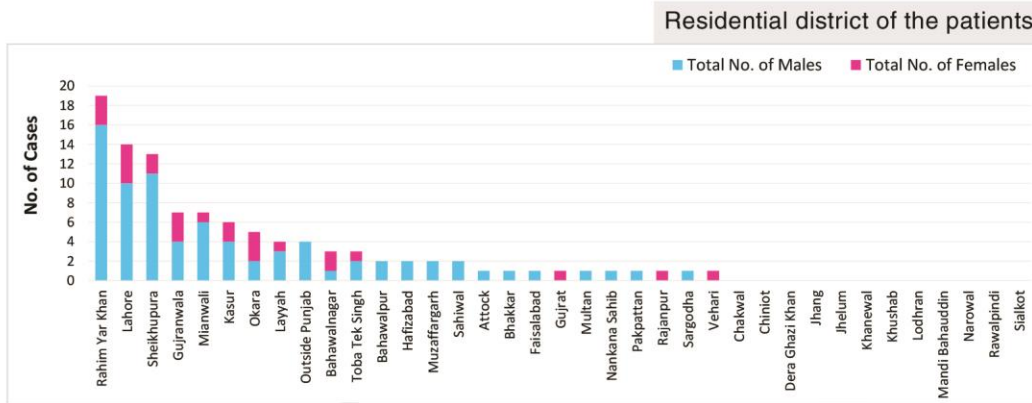
**Suspected Case:** Any neonatal death between 3 and 28 days of age in which the cause of death is unknown OR any neonate reported as suffering from neonatal tetanus and not investigated.

**Confirmed Case:** Any neonate with normal ability to suck and cry during the first 2 days of life but who between 3 and 28 days of age cannot suck normally and becomes stiff or has convulsions or both. Hospital reported cases are considered confirmed.

## WEEK WISE DISTRIBUTION



## DISTRICT WISE DISTRIBUTION



\* Data as reported from THQ, Non Teaching DHQ & Teaching Hospitals of Punjab

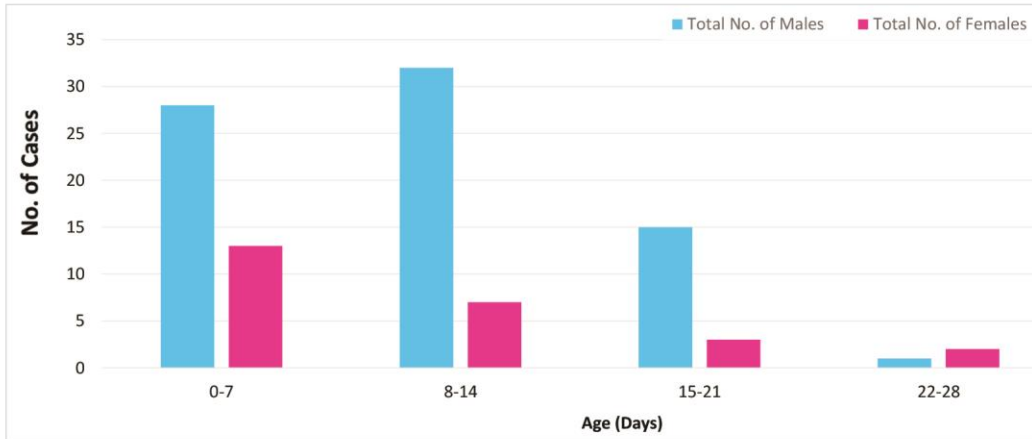
# HEALTH REPORTING SYSTEM

Epidemiological Week No.46 (13th November, 2016 to 19th November, 2016)

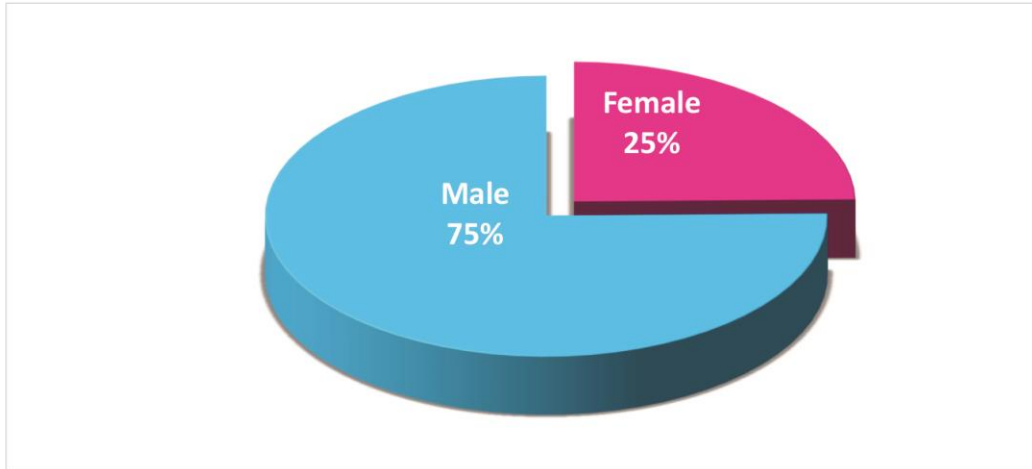
WEEKLY SITREP

**FOCUSING NEONATAL TETANUS (SUSPECTED)**  
(Week 1 to 46, 2016)  
Total Entries = 101

## AGE WISE DISTRIBUTION



## GENDER WISE DISTRIBUTION



\* Data as reported from THQ, Non Teaching DHQ & Teaching Hospitals of Punjab

4/8

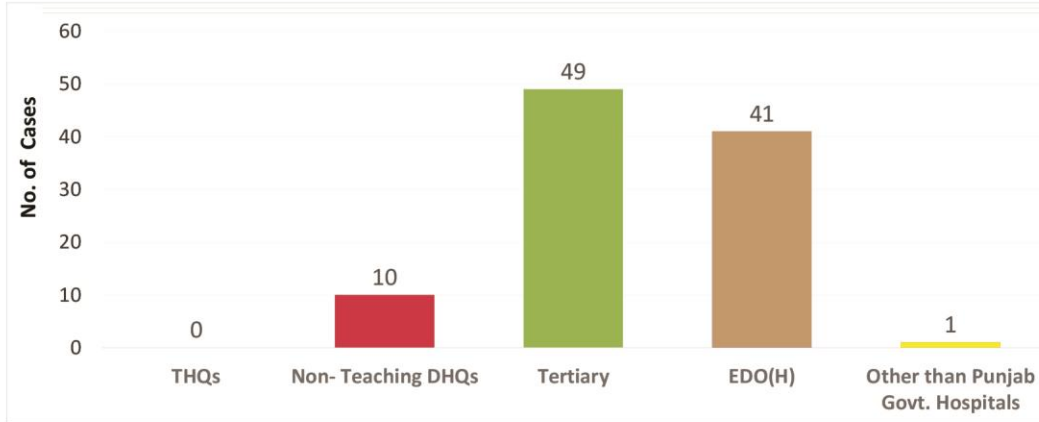
# HEALTH REPORTING SYSTEM

Epidemiological Week No.46 (13th November, 2016 to 19th November, 2016)

WEEKLY SITREP

**FOCUSING NEONATAL TETANUS (SUSPECTED)**  
 (Week 1 to 46, 2016)  
 Total Entries = 101

## CASES REPORTED FROM VARIOUS TYPES OF HEALTH FACILITIES



## LEGEND

<span style="color: blue;">●</span> Acute Flaccid Paralysis (AFP)	<span style="color: purple;">●</span> Diphtheria (Suspected) (Diph)	
<span style="color: purple;">●</span> Acute (Upper) Respiratory infections (ARI)	<span style="color: green;">●</span> Dog Bite (DB)	
<span style="color: orange;">●</span> Acute Viral Hepatitis (Suspected) (AVH)	<span style="color: darkblue;">●</span> Enteric /Typhoid Fever (Suspected) (TF)	
<span style="color: brown;">●</span> Acute Watery Diarrhea/Cholera (Suspected) (AWD)	<span style="color: red;">●</span> HIV/AIDS (Suspected) (HIV/AIDS)	
<span style="color: pink;">●</span> Tuberculosis (Suspected) (TB)	<span style="color: orange;">●</span> Malaria (Suspected) (Mal)	
<span style="color: lightpink;">●</span> Bloody Diarrhea/Dysentery (Suspected) (BD)	<span style="color: teal;">●</span> Measles (Suspected) (Meas)	
<span style="color: pink;">●</span> Influenza (Inf)	<span style="color: lightgreen;">●</span> Crimean Congo Haemorrhagic Fever (CCHF)	
<span style="color: lightgreen;">●</span> Pyrexia of Unknown Origin (PUO)	<span style="color: purple;">●</span> Cutaneous Leishmaniasis (Suspected) (CL)	
<span style="color: brown;">●</span> Scabies (Suspected) (Scb)	<span style="color: red;">●</span> Diarrhoea (Acute) (AD)	
<span style="color: green;">●</span> Sexually Transmitted Infections (STIs)	<span style="color: olive;">●</span> Meningitis (Suspected) (Men)	
<span style="color: darkgreen;">●</span> Snake Bite (with signs/ symptoms of poisoning) (SB)	<span style="color: teal;">●</span> Neonatal Tetanus (Suspected) (NNT)	
<span style="color: blue;">●</span> Viral Hemorrhagic Fever (Suspected) (VHF)	<span style="color: yellow;">●</span> Pertussis (Suspected) (Pert)	
<span style="color: pink;">●</span> Pneumonia (Suspected) (Pneuo)		
<span style="color: blue; border: 1px solid blue; border-radius: 50%; padding: 2px;">H</span> Tehsil Head Quarter THQ	<span style="color: brown; border: 1px solid brown; border-radius: 50%; padding: 2px;">H</span> Rural Health Center RHC	<span style="color: green; border: 1px solid green; border-radius: 50%; padding: 2px;">H</span> Teaching Hospital Tertiary
<span style="color: red; border: 1px solid red; border-radius: 50%; padding: 2px;">H</span> District Head Quarter DHQ	<span style="color: red; border: 1px solid red; border-radius: 50%; padding: 2px;">H</span> Basic Health Unit BHU	<span style="color: brown; border: 1px solid brown; border-radius: 50%; padding: 2px;">H</span> Executive District Officer Health EDO(H)

\* Data as reported from THQ, Non Teaching DHQ & Teaching Hospitals of Punjab

5/8

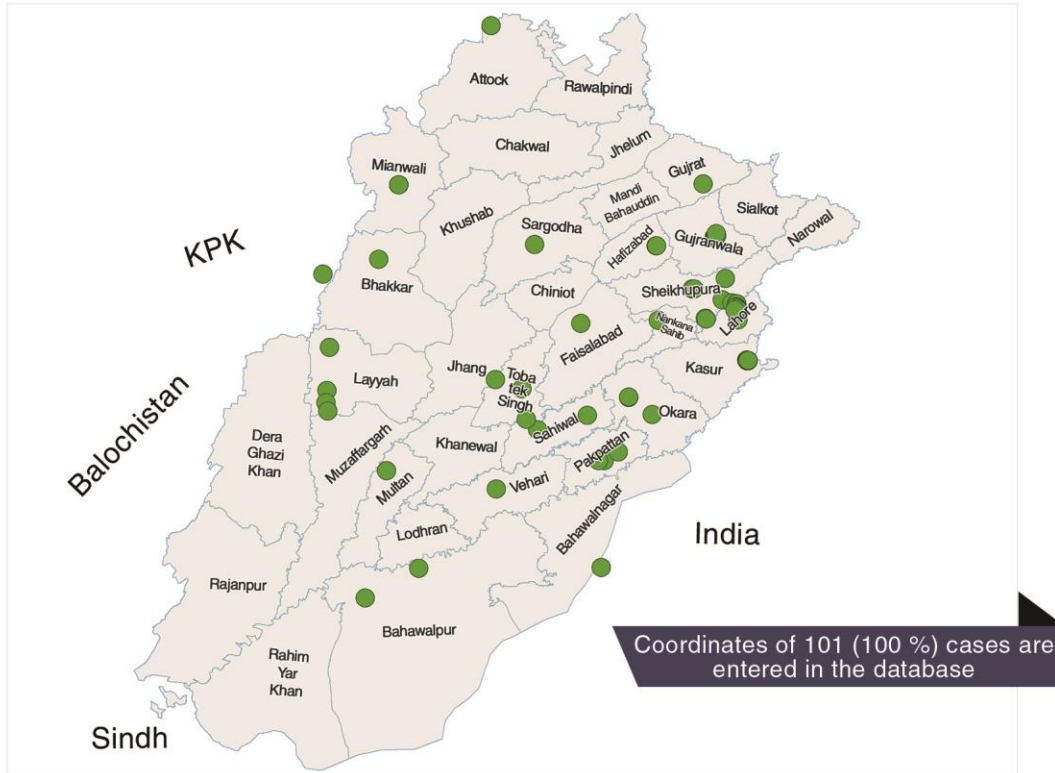
# HEALTH REPORTING SYSTEM

Epidemiological Week No.46 (13th November, 2016 to 19th November, 2016)

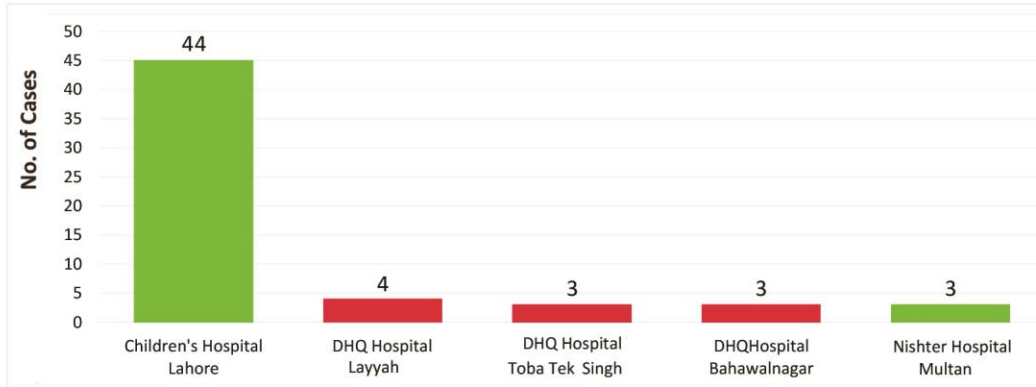
WEEKLY SITREP

**FOCUSING NEONATAL TETANUS (SUSPECTED)**  
 (Week 1 to 46, 2016)  
**Total Entries = 101**

## EPIDEMIOLOGICAL MAP



## TOP REPORTING HOSPITALS



\* Data as reported from THQ, Non Teaching DHQ & Teaching Hospitals of Punjab

# HEALTH REPORTING SYSTEM

Epidemiological Week No.46 (13th November, 2016 to 19th November, 2016)

WEEKLY SITREP



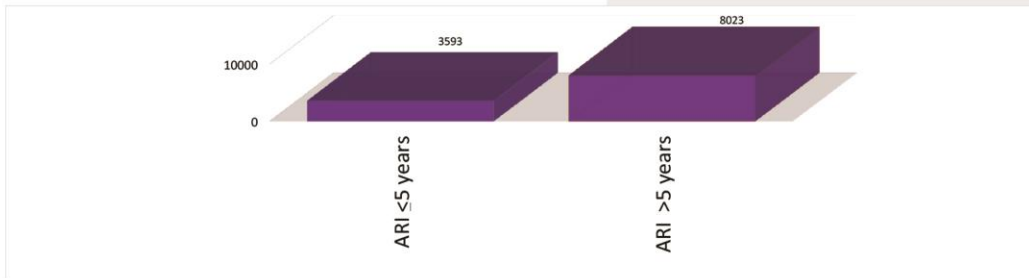
## Focusing Disease Wheel

(Week 46, 2016)

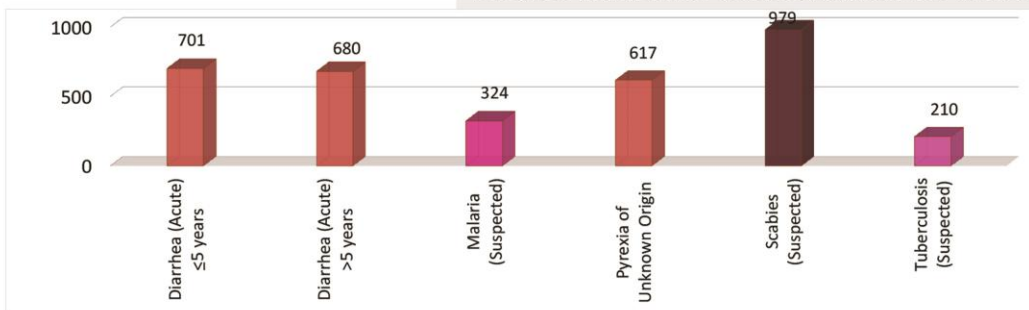
**TOTAL CASES = 15366**

### DISEASE WISE DISTRIBUTION

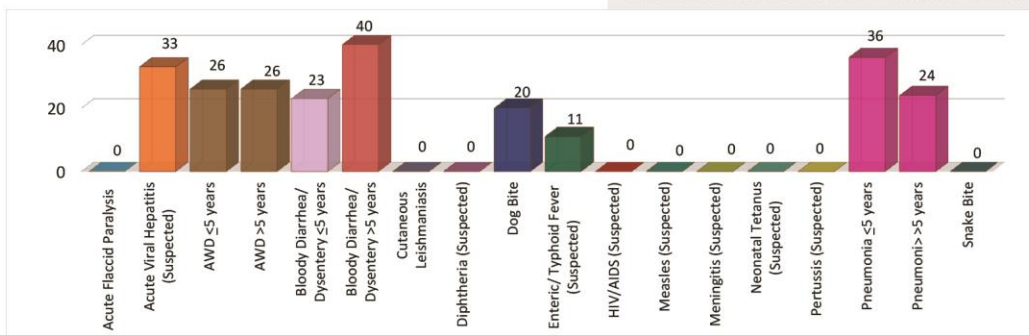
Diseases with number of cases > 1000



Diseases with number of cases between 100 & 1000



Diseases with number of cases < 100



**Acute Diarrhea: Cases which do not fit in the definition of Dysentery or Acute Watery Diarrhea**

\* Data as reported using disease wheel

# HEALTH REPORTING SYSTEM

Epidemiological Week No.46 (13th November, 2016 to 19th November, 2016)

WEEKLY SITREP

## Focusing Dengue (Week 46, 2016)

Districts	Indoor Surveillance				Outdoor Surveillance			
	Number of Houses Checked	Number of Houses Positive	Total Containers Checked	Total Containers Positive	Number of Spots Checked	Number of Spots Positive	Total Containers Checked	Total Containers Positive
ATTOCK	42183	3	114136	3	4942	2	13697	2
BAHAWALNAGAR	67339	0	211158	0	13175	0	23712	0
BAHAWALPUR	46739	0	126836	0	7738	0	19505	0
BHAKKAR	18069	0	57116	0	3564	0	11243	0
CHAKWAL	33957	0	114817	0	5771	0	24932	0
CHINIOT	140	0	455	0	1213	0	3824	0
D.G.KHAN	6250	0	14035	0	4481	0	9546	0
FAISALABAD	68657	68	220605	68	45320	27	111997	27
GUJRANWALA	100149	0	266353	15	12868	2	32524	2
GUJRAT	29792	0	120517	0	2531	0	4608	0
HAFIZABAD	26017	0	78075	0	1604	0	3051	0
JHELUM	27205	0	150165	0	7745	0	17924	1
JHANG	727	0	1548	0	5722	0	17220	0
KASUR	87772	1	460392	1	12124	0	48462	0
KHANEWAL	7725	0	16617	0	1911	0	5168	0
KHUSHAB	7797	0	45395	0	3132	0	8904	0
LAHORE	332359	1431	1882345	1446	59282	37	207425	48
LAYYAH	7666	0	30064	0	732	0	6339	0
LODHRAN	12587	0	44882	0	3717	0	9897	0
MANDI BAHAUDDIN	6525	0	23638	0	5942	0	5956	0
MIANWALI	13784	0	58271	0	3603	0	9426	0
MULTAN	44851	129	270525	129	8307	18	47346	18
MUZAFFARGARH	2499	0	17125	0	1443	0	9735	0
NANKANA SAHIB	30130	0	56424	0	6707	0	13431	0
NAROWAL	28423	0	119029	0	5835	0	18378	0
OKARA	48654	0	163735	5	11981	0	18343	0
PAKPATTAN	28300	0	49338	0	10490	0	19220	0
RAHIMYAR KHAN	14850	0	28698	0	2400	0	2825	0
RAJANPUR	11164	0	35170	0	6753	0	12114	0
RAWALPINDI	117787	1126	838153	1166	24453	5	132454	5
SAHIWAL	23740	0	29287	0	6090	0	7641	0
SARGODHA	54238	0	104118	0	16058	0	17361	0
SHEIKHUPURA	116049	4	289280	6	31475	2	66086	13
SIALKOT	19266	0	89060	0	6366	0	30822	0
T.T.SINGH	20330	0	95569	0	7157	0	17343	0
VEHARI	52425	0	172265	0	7270	0	4791	0
<b>Total</b>	<b>1556145</b>	<b>2762</b>	<b>6395196</b>	<b>2839</b>	<b>359902</b>	<b>93</b>	<b>1013250</b>	<b>116</b>

8/8