




SPECIALIZED HEALTHCARE AND MEDICAL EDUCATION DEPARTMENT HEALTH REPORTING SYSTEM



FOCUSING SNAKE BITE

10 Acute Flaccid Paralysis

- 7 Lahore
- 2 Faisalabad
- 1 Toba Tek Singh

09 Diphtheria (Suspected)

- 8 Lahore
- 1 Faisalabad

03 Measles (Suspected)

- 2 Lahore
- 1 Faisalabad

01 HIV/AIDS (Suspected)

- 1 Chiniot

Patrons in Chief:

Khawaja Salman Rafique (Advisor to CM Punjab on Health)
Syed Najam Ahmad Shah (Secretary SHC&ME)
Dr. Umer Saif (Chairman PITB)

Patrons:

Dr. Salman Shahid (AS Technical SHC&ME)
Faisal Yousaf (D.G IT Operations) | Rizwan Rashid (D.G IT)

Editors:

Prof. Rubina Sarmad | Prof. Waseem Akram | Dr. Somia Iqtadar
Dr. Jamshaid Ahmad | Saflain Haider | Dr. Anjum Razzaq
Dr. Nasir Shakir (DS-SHC&ME)

Sub Editors:

Arsalan Manzoor | Sundas Kouser | Moeen Akhter

Designer:

Nida Fatima



Specialized Healthcare
and Medical Education
Department



Institute of
Public Health



World Health
Organization
Country office for Pakistan



Punjab Information
Technology Board



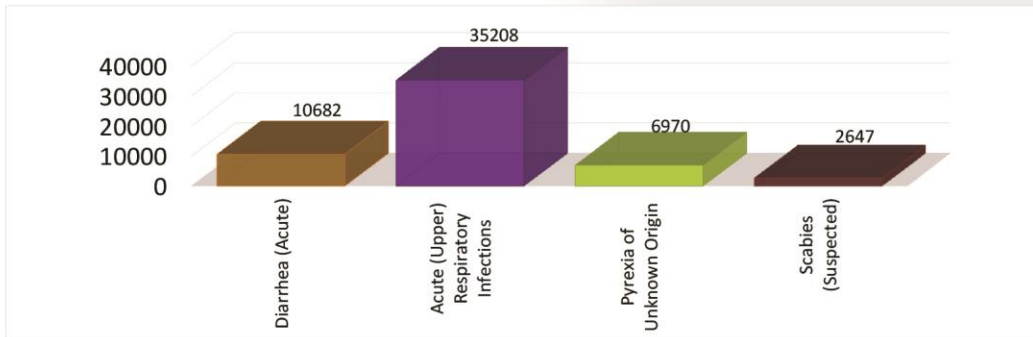
King Edward
Medical University
Lahore



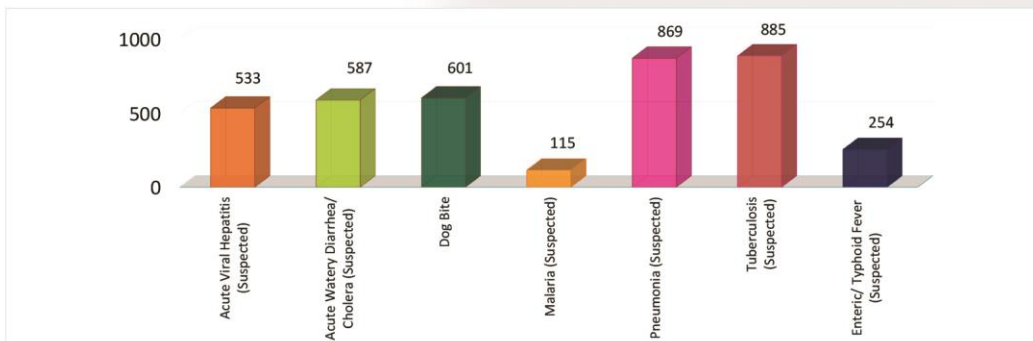
University of
Agriculture Faisalabad

Communicable Disease Situation - Punjab
(Week 47, 2016)
Total Cases = 59497

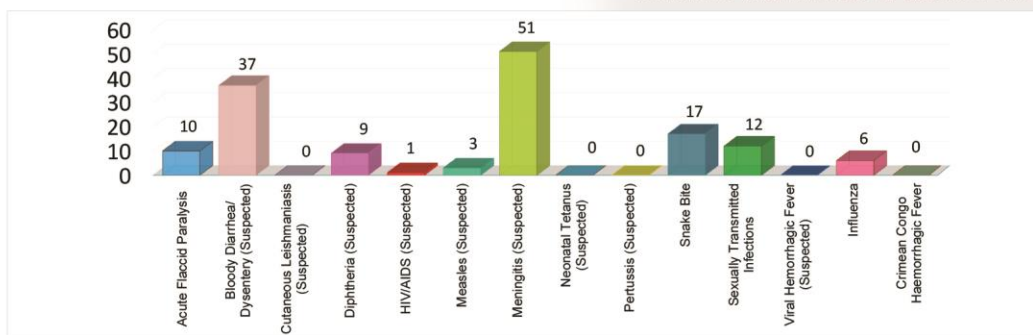
Diseases with number of cases >1000



Diseases with number of cases between 100 & 1000



Diseases with number of cases < 100



➔ **Acute Diarrhea: Cases which do not fit in the definition of Dysentery or Acute Watery Diarrhea**

* Data as reported from THQ, Non Teaching DHQ & Teaching Hospitals of Punjab

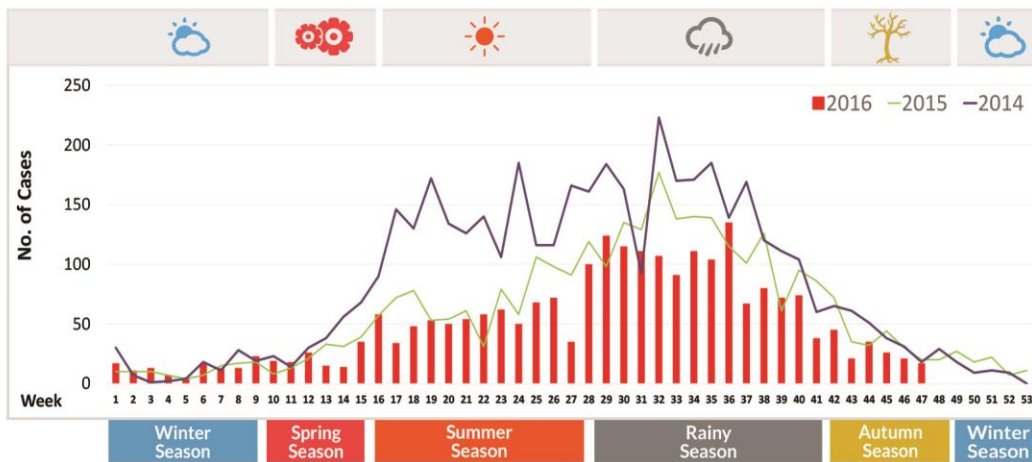
FOCUSING SNAKE BITE (SUSPECTED)
 (Week 1 to 47, 2016)
Total Entries = 2382

CASE DEFINITION

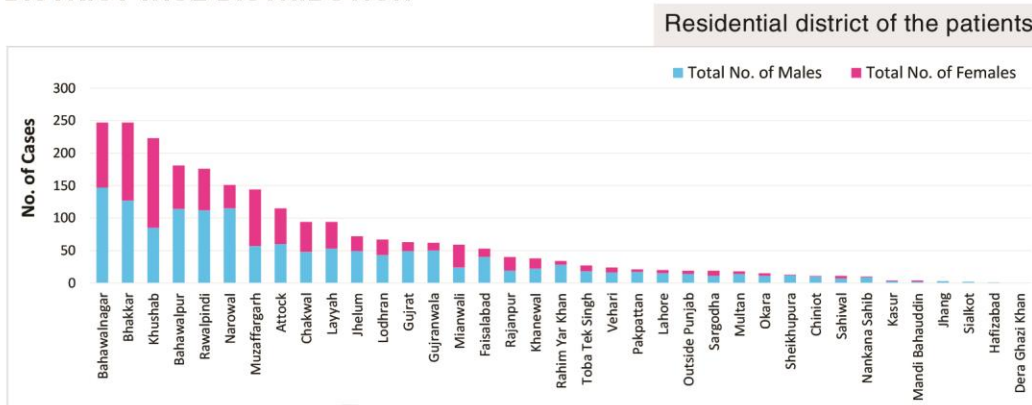
Snakebite is an injury caused by a bite from a snake, resulting in puncture wounds inflicted by the animal's fangs and sometimes resulting in envenomation (injection of venom inside the human body).

An estimated 421,000 envenomings and 20,000 deaths occur globally each year. In Pakistan, 40,000 bites are reported annually, which result in up to 8,200 fatalities. Majority of snake species are non-venomous but there is no practical way to identify venomous vs non-venomous species and all such patients must be brought to hospitals where such care (anti-venom) is available.

WEEK WISE DISTRIBUTION



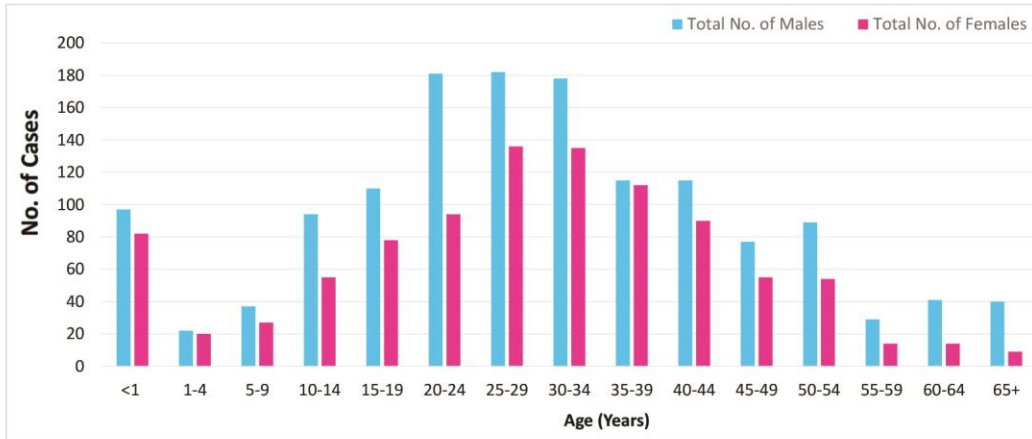
DISTRICT WISE DISTRIBUTION



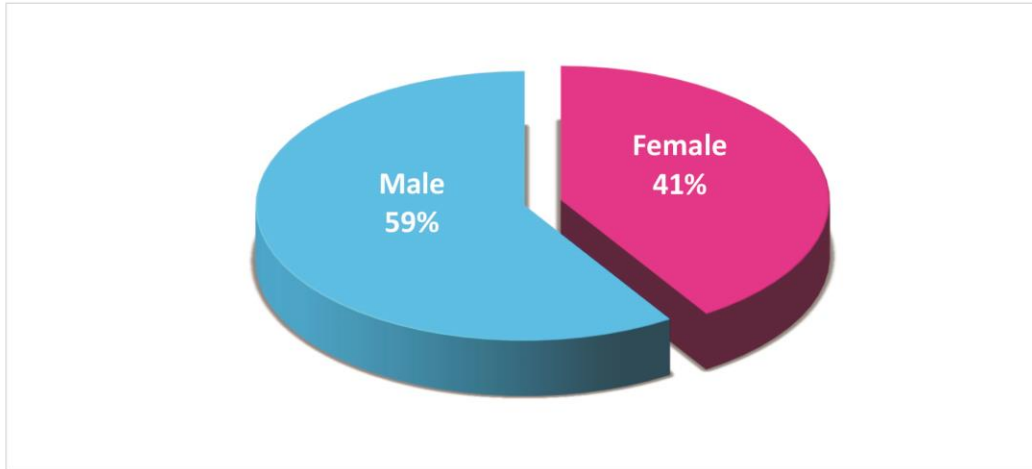
* Data as reported from THQ, Non Teaching DHQ & Teaching Hospitals of Punjab

FOCUSING SNAKE BITE (SUSPECTED)
 (Week 1 to 47, 2016)
Total Entries = 2382

AGE WISE DISTRIBUTION



GENDER WISE DISTRIBUTION



* Data as reported from THQ, Non Teaching DHQ & Teaching Hospitals of Punjab

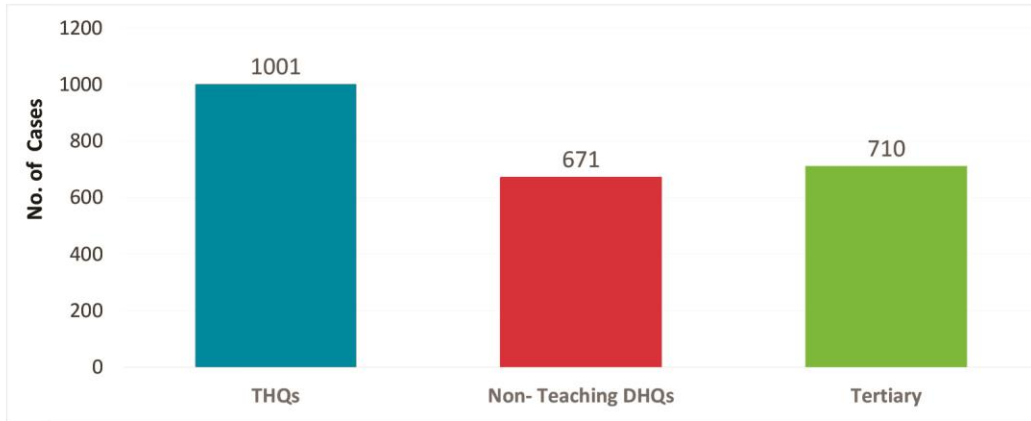
HEALTH REPORTING SYSTEM

Epidemiological Week No.47 (20th November, 2016 to 26th November, 2016)

WEEKLY SITREP

FOCUSING SNAKE BITE (SUSPECTED)
(Week 1 to 47, 2016)
Total Entries = 2382

CASES REPORTED FROM VARIOUS TYPES OF HEALTH FACILITIES



LEGEND

● Acute Flaccid Paralysis (AFP)	● Diphtheria (Suspected) (Diph)	
● Acute (Upper) Respiratory infections (ARI)	● Dog Bite (DB)	
● Acute Viral Hepatitis (Suspected) (AVH)	● Enteric /Typhoid Fever (Suspected) (TF)	
● Acute Watery Diarrhea/Cholera (Suspected) (AWD)	● HIV/AIDS (Suspected) (HIV/AIDS)	
● Tuberculosis (Suspected) (TB)	● Malaria (Suspected) (Mal)	
● Bloody Diarrhea/Dysentery (Suspected) (BD)	● Measles (Suspected) (Meas)	
● Influenza (Inf)	● Crimean Congo Haemorrhagic Fever (CCHF)	
● Pyrexia of Unknown Origin (PUO)	● Cutaneous Leishmaniasis (Suspected) (CL)	
● Scabies (Suspected) (Scb)	● Diarrhoea (Acute) (AD)	
● Sexually Transmitted Infections (STIs)	● Meningitis (Suspected) (Men)	
● Snake Bite (with signs/ symptoms of poisoning) (SB)	● Neonatal Tetanus (Suspected) (NNT)	
● Viral Hemorrhagic Fever (Suspected) (VHF)	● Pertussis (Suspected) (Pert)	
● Pneumonia (Suspected) (Pneuo)		
● Tehsil Head Quarter THQ	● Rural Health Center RHC	● Teaching Hospital Tertiary
● District Head Quarter DHQ	● Basic Health Unit BHU	● Executive District Officer Health EDO(H)

* Data as reported from THQ, Non Teaching DHQ & Teaching Hospitals of Punjab

5/8



Specialized Healthcare and Medical Education Department



Institute of Public Health



World Health Organization
Country office for Pakistan



Punjab Information Technology Board



King Edward Medical University
Lahore



University of Agriculture Faisalabad

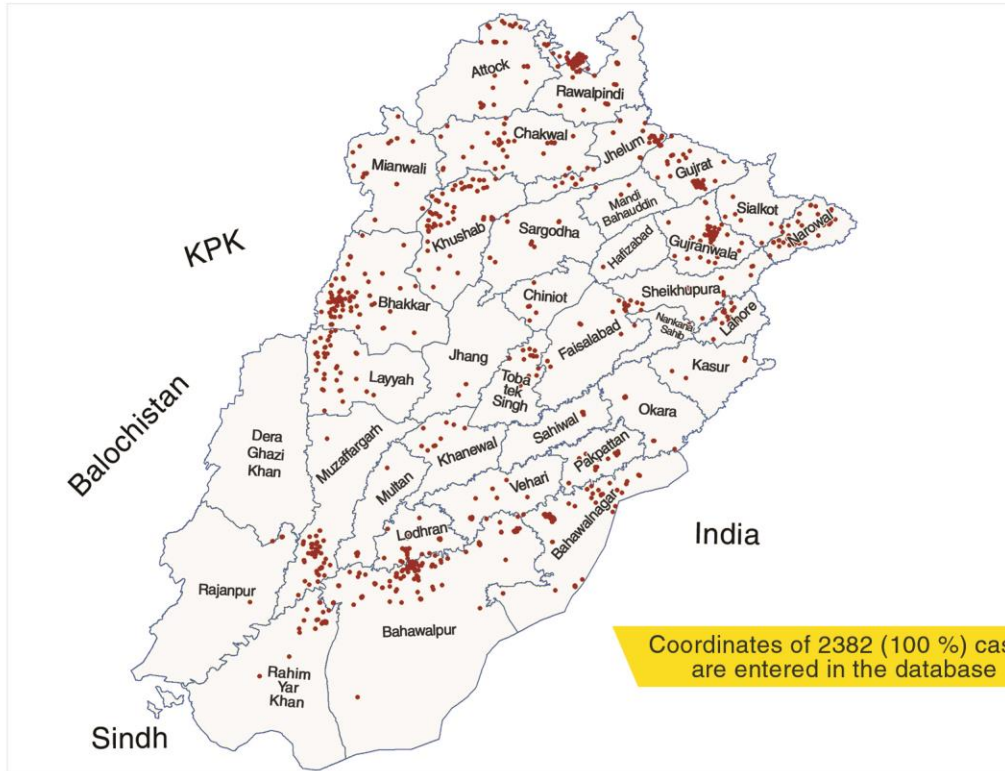
HEALTH REPORTING SYSTEM

Epidemiological Week No.47 (20th November, 2016 to 26th November, 2016)

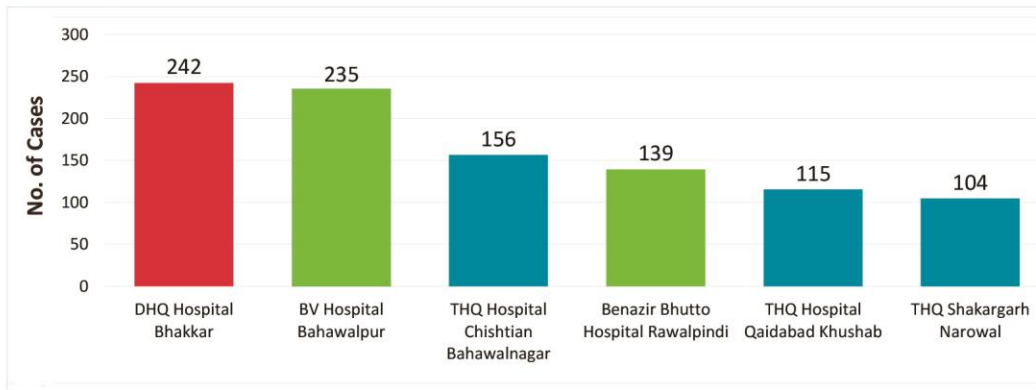
WEEKLY SITREP

FOCUSING SNAKE BITE (SUSPECTED)
 (Week 1 to 47, 2016)
Total Entries = 2382

EPIDEMIOLOGICAL MAP



TOP REPORTING HOSPITALS



* Data as reported from THQ, Non Teaching DHQ & Teaching Hospitals of Punjab

6/8



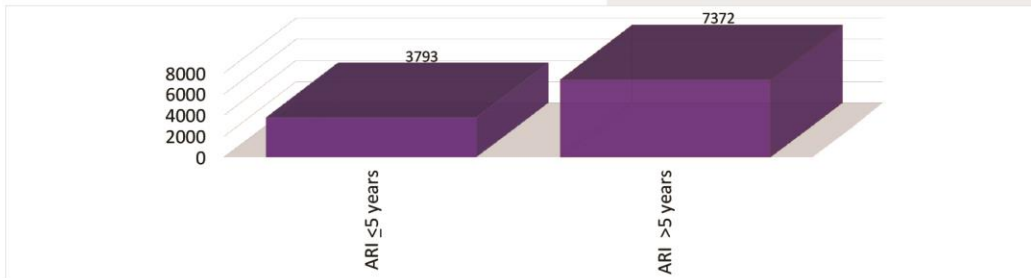
Focusing Disease Wheel

(Week 46, 2016)

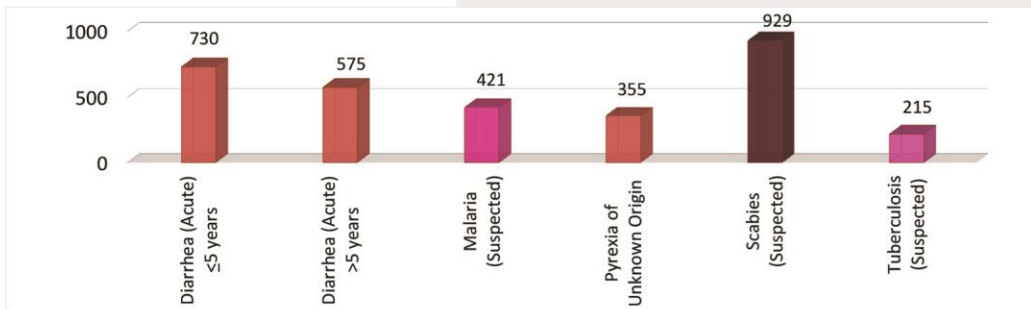
TOTAL CASES = 2382

DISEASE WISE DISTRIBUTION

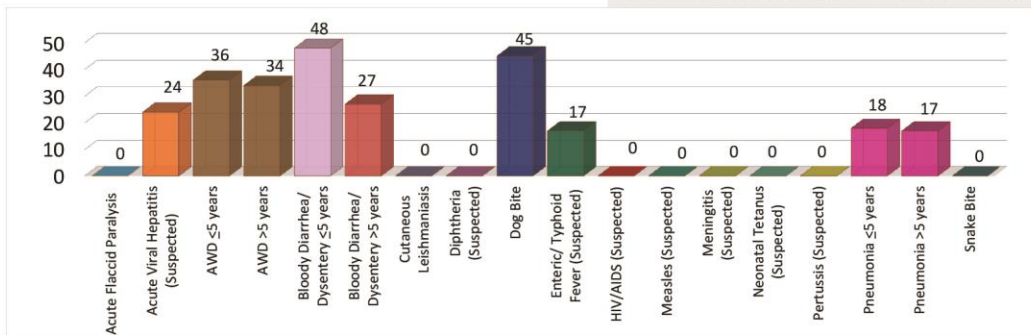
Diseases with number of cases > 1000



Diseases with number of cases between 100 & 1000



Diseases with number of cases < 100



Acute Diarrhea: Cases which do not fit in the definition of Dysentery or Acute Watery Diarrhea

* Data as reported using disease wheel

HEALTH REPORTING SYSTEM

Epidemiological Week No.47 (20th November, 2016 to 26th November, 2016)

WEEKLY SITREP

Focusing Dengue

(Week 47, 2016)

Districts	Indoor Surveillance				Outdoor Surveillance			
	Number of Houses Checked	Number of Houses Positive	Total Containers Checked	Total Containers Positive	Number of Spots Checked	Number of Spots Positive	Total Containers Checked	Total Containers Positive
ATTOCK	35846	1	95942	1	4435	0	12492	0
BAHAWALNAGAR	62695	0	188075	0	13164	0	26969	0
BAHAWALPUR	21200	0	68199	0	2377	0	5634	0
BHAKKAR	17794	0	56443	6	3560	0	11596	0
CHAKWAL	25385	0	83111	0	2872	0	12319	0
FAISALABAD	72035	79	236855	80	417	0	865	0
GUJRANWALA	57120	0	197908	0	55987	21	139732	21
GUJRAT	29130	0	114957	0	10456	1	27288	1
HAFIZABAD	32266	0	91333	0	2074	0	3120	0
JEHLUM	26215	0	141825	0	1743	0	2692	0
JHANG	1682	0	4867	0	7025	0	15184	0
KASUR	86547	0	453160	0	6752	0	20571	0
KHANEWAL	7500	0	15759	0	12438	0	48813	0
KHUSHAB	8833	0	53705	0	1890	0	5351	0
LAHORE	129703	465	700866	470	3325	0	8980	0
LAYYAH	10156	0	37865	0	22923	7	78696	8
LODHRAN	4546	0	17233	0	903	0	6778	0
MANDI BAHUDDIN	1400	1	5987	1	1816	0	4475	0
MIANWALI	14056	0	60516	0	3925	0	10359	0
MULTAN	45268	104	253826	104	6797	13	36896	13
MUZAFFARGARH	3005	0	21144	0	1668	0	12907	0
NANKANA SAHIB	30149	0	52396	0	6643	0	12612	0
NAROWAL	29597	0	133828	0	5583	0	18603	0
OKARA	50443	1	173784	7	11912	0	18480	0
PAKPATTAN	33075	0	57714	0	11065	0	19286	0
RAHIMYAR KHAN	4100	0	13914	0	1553	0	3475	0
RAWALPINDI	45633	326	311842	347	9470	4	47060	4
SAHIWAL	21715	0	26536	0	5620	0	7059	0
SARGODHA	58771	0	111911	0	16710	0	19374	0
SHEIKHUPURA	118431	15	306472	16	30628	1	62434	23
SIALKOT	30537	0	152029	0	11596	0	56660	0
T.T.SINGH	22203	0	86824	0	7642	0	18777	0
VEHARI	51535	0	184102	0	5290	0	4657	0
Total	1188571	992	4510928	1032	290259	47	780194	70

8/8