



# SPECIALIZED HEALTHCARE AND MEDICAL EDUCATION DEPARTMENT HEALTH REPORTING SYSTEM



## FOCUSING PERTUSSIS

### 14 Diphtheria (Suspected)

- 11 Lahore 1 Vehari
- 1 Faisalabad
- 1 Toba Tek Singh

### 14 Measles (Suspected)

- 11 Bahawalpur 2 Jhelum
- 1 Multan

### 10 Acute Flaccid Paralysis

- 7 Lahore 1 Khanewal
- 1 Sargodha 1 Toba Tek Singh

### 03 Neonatal Tetanus (Suspected)

- 1 Lahore 1 Lodhran
- 1 Toba Tek Singh

### Patrons in Chief:

Khawaja Salman Rafique (Minister for SHC&ME Punjab )  
Syed Najam Ahmad Shah (Secretary SHC&ME)  
Dr. Umer Saif (Advisor to Chief Minister Punjab )

### Patrons:

Dr. Salman Shahid (AS Technical SHC&ME)  
Faisal Yousaf (D.G IT Operations) | Rizwan Rashid (D.G IT)

### Editors:

Prof. Rubina Sarmad | Prof. Waseem Akram | Dr. Somia Iqtadar  
Dr. Jamshaid Ahmad | Safain Haider | Dr. Anjum Razzaq  
Dr. Nasir Shakir (DS-SHC&ME)

### Sub Editors:

Arsalan Manzoor | Sundas Kouser | Moeen Akhter

### Designer:

Nida Fatima



Specialized Healthcare  
and Medical Education  
Department



Institute of  
Public Health



World Health  
Organization  
Country office for Pakistan



Punjab Information  
Technology Board



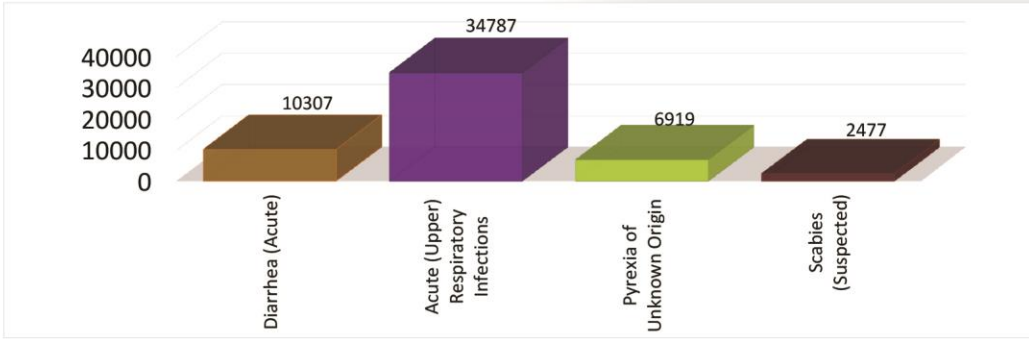
King Edward  
Medical University  
Lahore



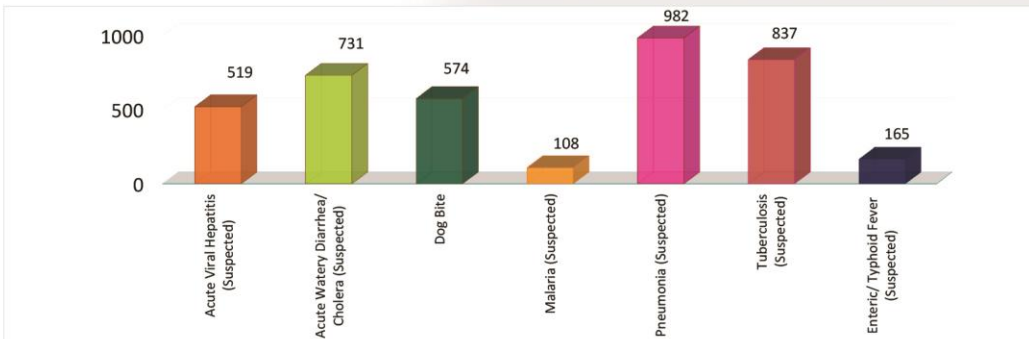
University of  
Agriculture Faisalabad

**Communicable Disease Situation - Punjab**  
(Week 48, 2016)  
Total Cases = 58590

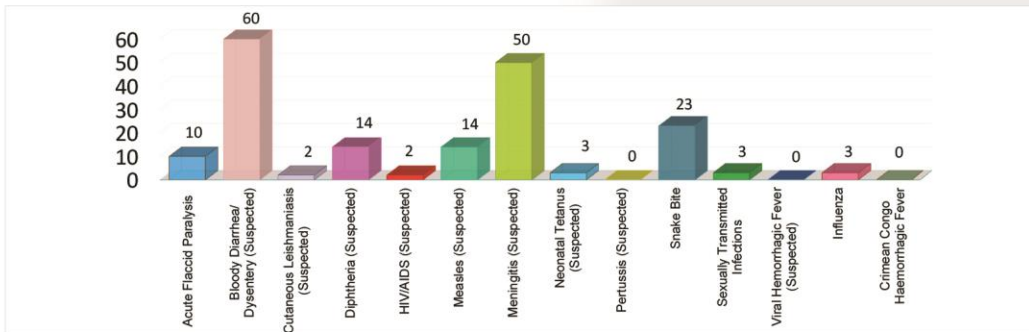
Diseases with number of cases >1000



Diseases with number of cases between 100 & 1000



Diseases with number of cases < 100



➔ **Acute Diarrhea: Cases which do not fit in the definition of Dysentery or Acute Watery Diarrhea**

\* Data as reported from THQ, Non Teaching DHQ & Teaching Hospitals of Punjab

# HEALTH REPORTING SYSTEM

WEEKLY SITREP

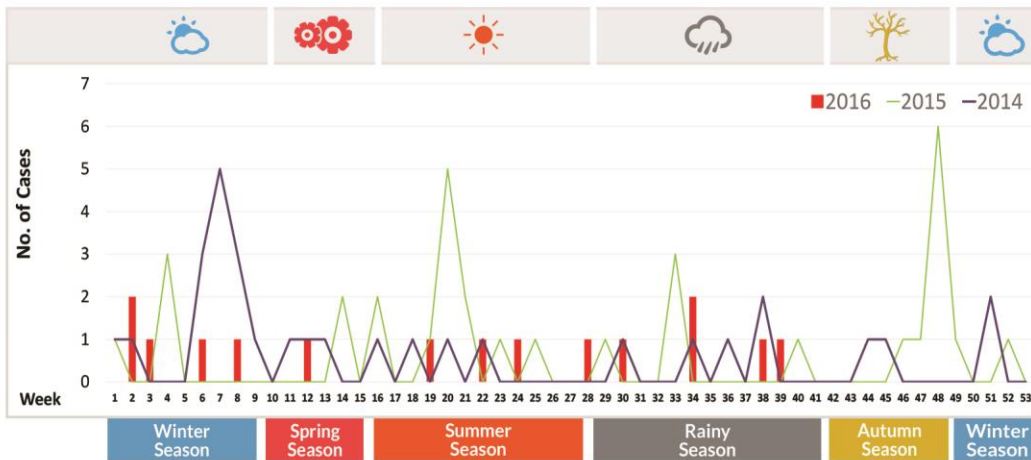
Epidemiological Week No.48 (27th November, 2016 to 3rd December, 2016)

**FOCUSING PERTUSSIS (SUSPECTED)**  
(Week 1 to 48, 2016)  
Total Entries = 15

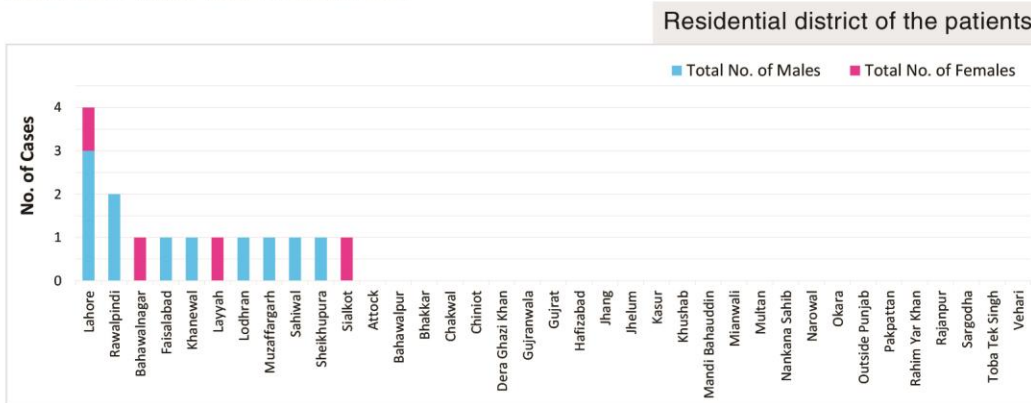
## CASE DEFINITION

Suspected case: A person with a cough lasting at least 2 weeks with one of the following:  
Paroxysms i.e. bouts of coughing; or Inspiratory "whoop" or Post-tussive vomiting (i.e. vomiting immediately after coughing) and without other apparent cause.  
Or  
A case diagnosed as pertussis by a physician.

## WEEK WISE DISTRIBUTION



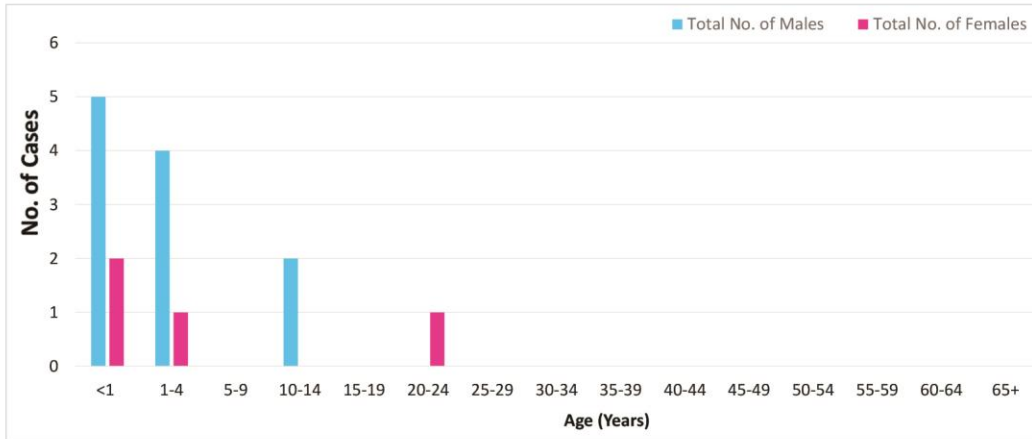
## DISTRICT WISE DISTRIBUTION



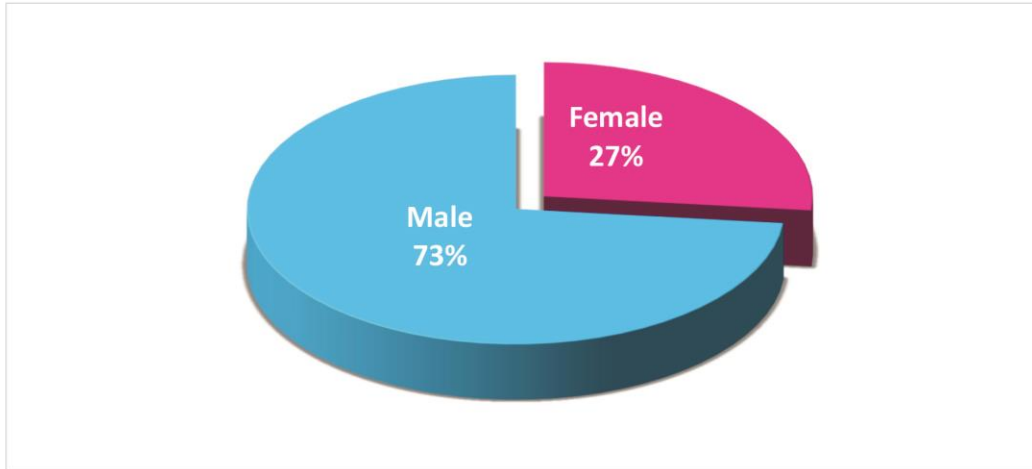
\* Data as reported from THQ, Non Teaching DHQ & Teaching Hospitals of Punjab

**FOCUSING PERTUSSIS (SUSPECTED)**  
 (Week 1 to 48, 2016)  
 Total Entries = 15

**AGE WISE DISTRIBUTION**



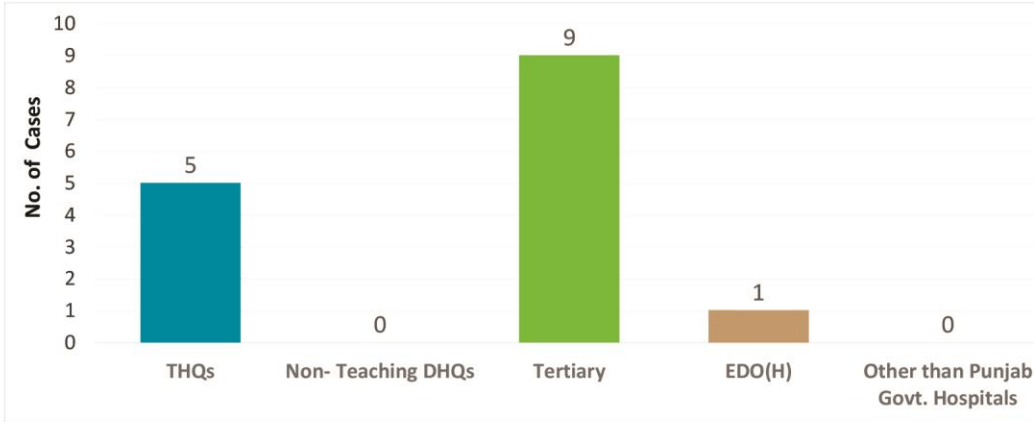
**GENDER WISE DISTRIBUTION**



\* Data as reported from THQ, Non Teaching DHQ & Teaching Hospitals of Punjab

**FOCUSING PERTUSSIS (SUSPECTED)**  
(Week 1 to 48, 2016)  
Total Entries = 15

**CASES REPORTED FROM VARIOUS TYPES OF HEALTH FACILITIES**



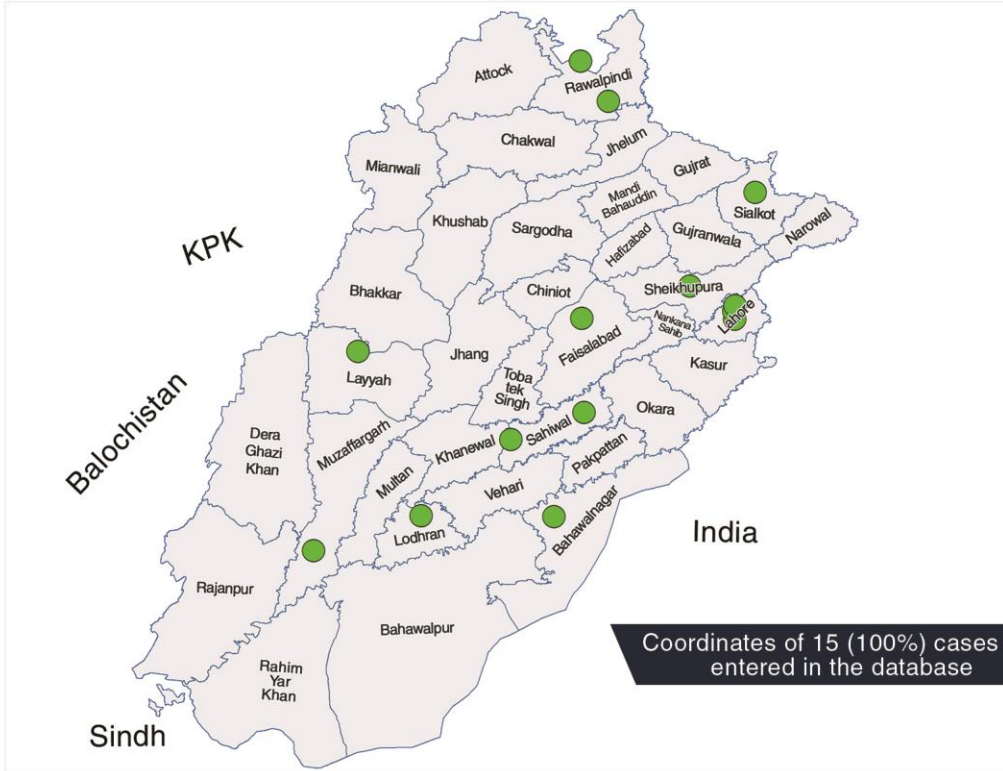
**LEGEND**

<span style="color:blue">●</span> Acute Flaccid Paralysis (AFP)	<span style="color:purple">●</span> Diphtheria (Suspected) (Diph)	
<span style="color:purple">●</span> Acute (Upper) Respiratory infections (ARI)	<span style="color:green">●</span> Dog Bite (DB)	
<span style="color:orange">●</span> Acute Viral Hepatitis (Suspected) (AVH)	<span style="color:blue">●</span> Enteric /Typhoid Fever (Suspected) (TF)	
<span style="color:blue">●</span> Acute Watery Diarrhea/Cholera (Suspected) (AWD)	<span style="color:red">●</span> HIV/AIDS (Suspected) (HIV/AIDS)	
<span style="color:purple">●</span> Tuberculosis (Suspected) (TB)	<span style="color:orange">●</span> Malaria (Suspected) (Mal)	
<span style="color:purple">●</span> Bloody Diarrhea/Dysentery (Suspected) (BD)	<span style="color:green">●</span> Measles (Suspected) (Meas)	
<span style="color:purple">●</span> Influenza (Inf)	<span style="color:green">●</span> Crimean Congo Haemorrhagic Fever (CCHF)	
<span style="color:yellow">●</span> Pyrexia of Unknown Origin (PUO)	<span style="color:purple">●</span> Cutaneous Leishmaniasis (Suspected) (CL)	
<span style="color:darkred">●</span> Scabies (Suspected) (Scb)	<span style="color:red">●</span> Diarrhoea (Acute) (AD)	
<span style="color:green">●</span> Sexually Transmitted Infections (STIs)	<span style="color:yellow">●</span> Meningitis (Suspected) (Men)	
<span style="color:darkred">●</span> Snake Bite (with signs/ symptoms of poisoning) (SB)	<span style="color:teal">●</span> Neonatal Tetanus (Suspected) (NNT)	
<span style="color:blue">●</span> Viral Hemorrhagic Fever (Suspected) (VHF)	<span style="color:yellow">●</span> Pertussis (Suspected) (Pert)	
<span style="color:purple">●</span> Pneumonia (Suspected) (Pneuo)		
<span style="color:blue">H</span> Tehsil Head Quarter THQ	<span style="color:purple">H</span> Rural Health Center RHC	<span style="color:green">H</span> Teaching Hospital Tertiary
<span style="color:red">H</span> District Head Quarter DHQ	<span style="color:red">H</span> Basic Health Unit BHU	<span style="color:orange">H</span> Executive District Officer Health EDO(H)

\* Data as reported from THQ, Non Teaching DHQ & Teaching Hospitals of Punjab

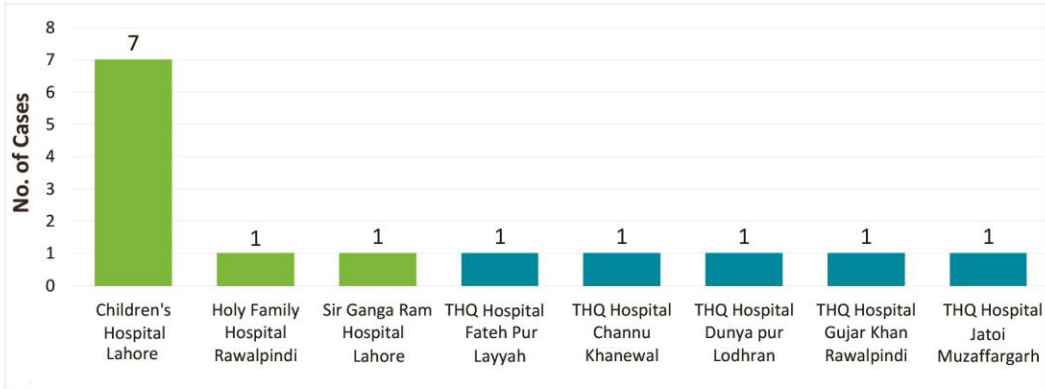
**FOCUSING PERTUSSIS (SUSPECTED)**  
 (Week 1 to 48, 2016)  
 Total Entries = 15

**EPIDEMIOLOGICAL MAP**



Coordinates of 15 (100%) cases are entered in the database

**TOP REPORTING HOSPITALS**



\* Data as reported from THQ, Non Teaching DHQ & Teaching Hospitals of Punjab



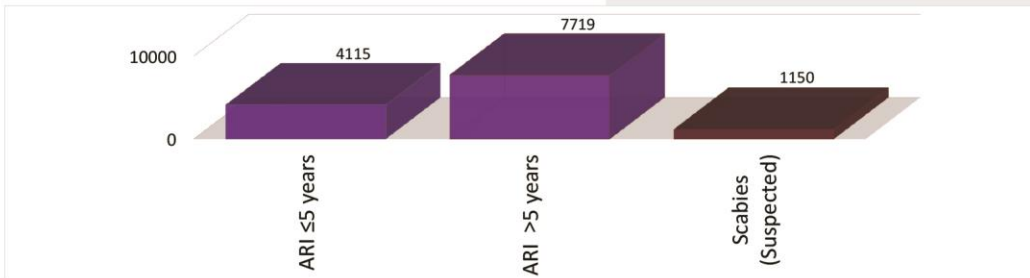
**Focusing Disease Wheel**

(Week 48, 2016)

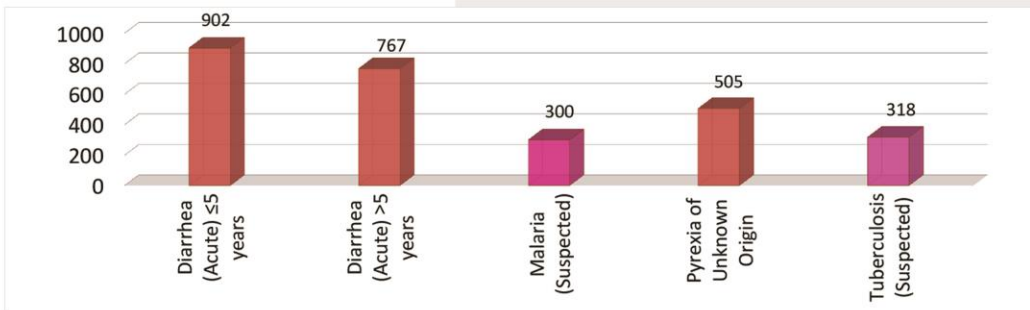
**TOTAL CASES = 16061**

**DISEASE WISE DISTRIBUTION**

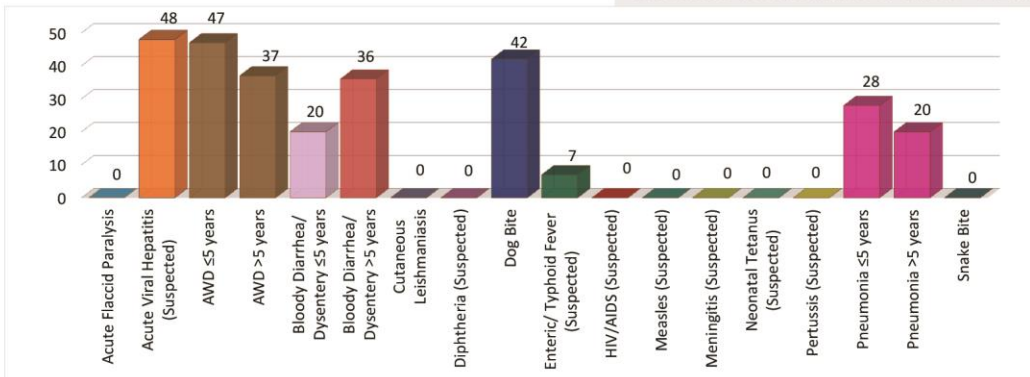
Diseases with number of cases > 1000



Diseases with number of cases between 100 & 1000



Diseases with number of cases < 100



**Acute Diarrhea: Cases which do not fit in the definition of Dysentery or Acute Watery Diarrhea**

\* Data as reported using disease wheel

**Focusing Dengue**  
 (Week 48, 2016)

Districts	Indoor Surveillance				Outdoor Surveillance			
	Number of Houses Checked	Number of Houses Positive	Total Containers Checked	Total Containers Positive	Number of Spots Checked	Number of Spots Positive	Total Containers Checked	Total Containers Positive
ATTOCK	39929	0	104679	0	4486	0	12547	0
BAHAWALNAGAR	59019	0	169294	0	11381	0	20812	0
BAHAWALPUR	35554	0	105104	0	6699	0	15444	0
BHAKKAR	12959	0	39741	0	2825	0	8474	0
CHAKWAL	33534	0	108478	0	2872	0	12028	0
CHINIOT	798	0	3328	0	852	0	3017	0
D.G.KHAN	15104	0	32679	0	9323	0	20522	0
FAISALABAD	75113	80	259453	80	59163	26	162139	26
GUJRANWALA	67830	0	229375	0	16263	0	41593	0
GUJRAT	23154	0	109549	12	2463	0	3885	0
HAFIZABAD	16963	0	53502	0	1150	0	1737	2
JHELUM	24565	0	123131	0	6540	0	12800	0
JHANG	369	0	746	0	4382	0	13209	0
KASUR	86167	0	456034	0	12291	0	49206	0
KHANEWAL	7350	0	15567	0	1836	0	5146	0
KHUSHAB	12483	0	71970	0	3334	0	8468	0
LAHORE	258508	814	1470971	835	44593	15	154214	15
LAYYAH	4858	0	17851	0	406	0	1535	0
LODHRAN	2267	0	6369	0	996	0	1956	0
MIANWALI	10145	0	43249	0	2358	0	5906	0
MULTAN	43823	107	260076	107	9267	12	48234	12
MUZAFFARGARH	2788	0	20304	0	2132	0	12775	0
NANKANA SAHIB	30094	0	57803	0	6639	0	14376	0
NAROWAL	25672	0	114091	0	4734	0	15529	0
OKARA	34687	3	115955	3	10067	0	15807	0
PAKPATTAN	28350	0	49383	0	10350	0	19363	0
RAHIMYAR KHAN	8325	0	18916	0	963	0	2039	0
RAJANPUR	10412	0	33981	0	5780	0	10161	0
RAWALPINDI	101339	439	712205	455	23390	0	121499	0
SAHIWAL	12825	0	15487	0	3160	0	3820	0
SARGODHA	52459	0	88677	2	12741	0	13967	0
SHEIKHUPURA	124565	6	315743	16	34284	0	70847	23
SIALKOT	26337	0	138974	0	10115	0	56090	0
T.T.SINGH	17572	0	84507	0	6759	0	15146	0
VEHARI	57729	0	188114	0	7145	0	4395	0
<b>Total</b>	<b>1363646</b>	<b>1449</b>	<b>5635286</b>	<b>1510</b>	<b>341739</b>	<b>53</b>	<b>978686</b>	<b>78</b>