



WEEKLY SITREP

SPECIALIZED HEALTHCARE AND MEDICAL EDUCATION DEPARTMENT HEALTH REPORTING SYSTEM

08 Diphtheria (Suspected)

- 5 Lahore
- 2 Faisalabad
- 1 Toba Tek Singh

06 Neonatal Tetanus (Suspected)

- 5 Lahore
- 1 Faisalabad

05 Acute Flaccid Paralysis

- 1 Faisalabad
- 1 Lahore
- 1 Jhelum
- 1 Bahawalnagar
- 1 Toba Tek Singh

03 Measles (Suspected)

- 2 Lahore
- 1 Toba Tek Singh

02 HIV/AIDS (Suspected)

- 1 Chakwal
- 1 Khushab

STOP AIDS



FOCUSING HIV/AIDS

Epidemiological Week No.50 (11th Dec, 2016 to 17th Dec, 2016)

Patrons in Chief:

Khawaja Salman Rafique (Minister for SHC&ME Punjab)
Syed Najam Ahmad Shah (Secretary SHC&ME)
Dr. Umer Saif (Chairman PITB)

Patrons:

Dr. Salman Shahid (AS Technical SHC&ME)
Faisal Yousaf (D.G IT Operations)
Rizwan Rashid (D.G IT)

Editors:

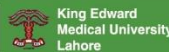
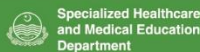
Prof. Rubina Sarmad | Prof. Waseem Akram | Dr. Somia Iqtadar
Dr. Jamshaid Ahmad | Saflain Haider | Dr. Anjum Razzaq
Dr. Nasir Shakir (DS-SHC&ME)

Sub Editors:

Arsalan Manzoor | Sundas Kouser | Moeen Akhter

Designer:

Nida Fatima



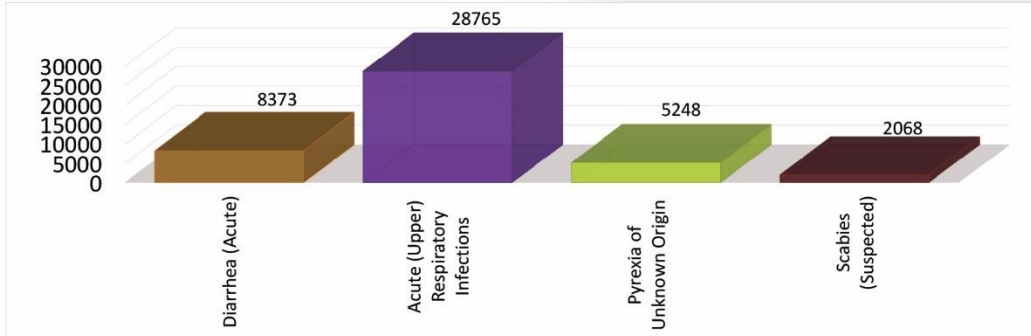


Communicable Disease Situation - Punjab

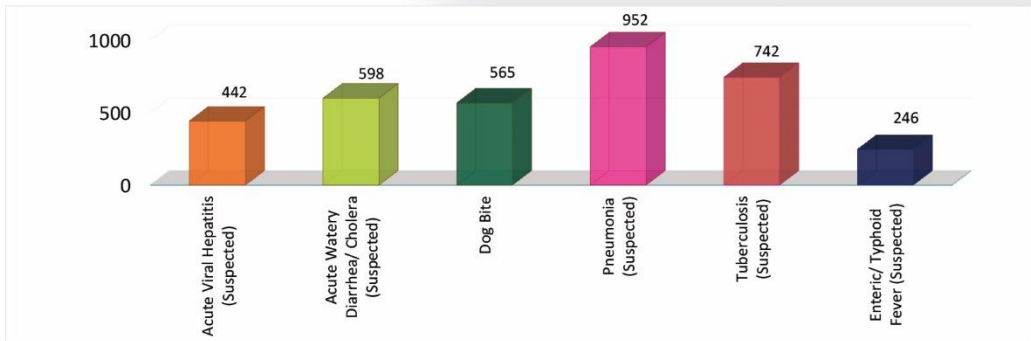
(Week 50, 2016)

TOTAL CASES = 48236

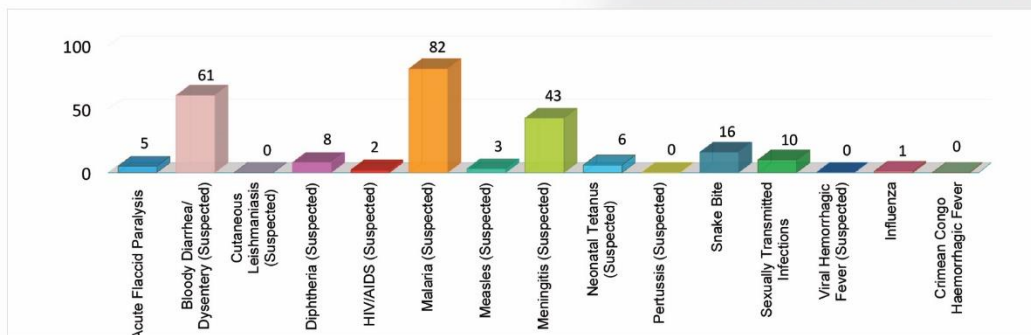
Diseases with number of cases >1000



Diseases with number of cases between 100 & 1000



Diseases with number of cases < 100



Acute Diarrhea: Cases which do not fit in the definition of Dysentery or Acute Watery Diarrhea

* Data as reported from THQ, Non Teaching DHQ & Teaching Hospitals of Punjab



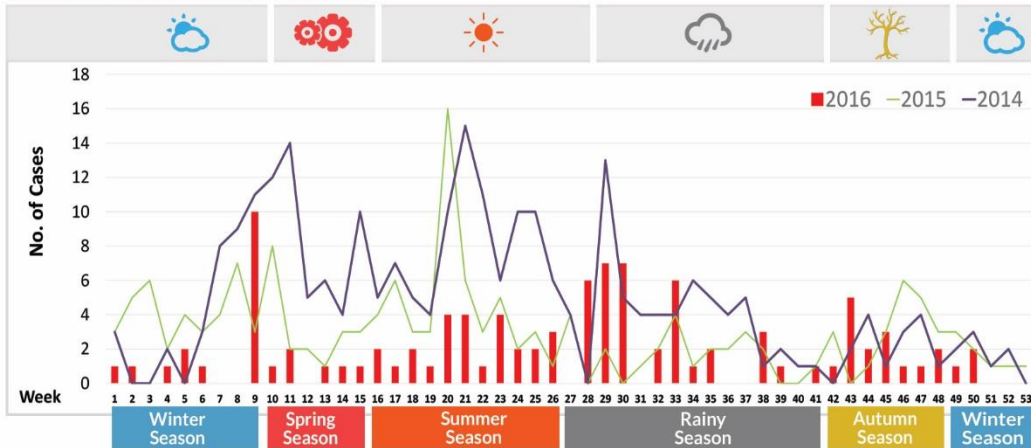
FOCUSING HIV/AIDS (SUSPECTED)
(Week 1 to 50, 2016)
Total Entries = 102

CASE DEFINITION

1. The presence, in a patient not exhibiting pronounced malnutrition or cancer or therapeutic (or congenital) immunosuppression of:
 - a. At least three of the four major symptoms
 - b. Associated with one of the minor symptoms.
 - c. Four clinical signs that are invariably or almost invariably present, termed major symptoms:
 - I. Significant weight loss exceeding 10% of body weight (100% of cases)
 - II. Considerable asthenia (100% of cases)
 - III. Chronic diarrhoea with no apparent cause lasting for more than one month (80% of cases).
 - IV. Prolonged or intermittent and recurring fever (70% of cases)
2. Other symptoms known as minor symptoms are less frequent but are often associated in a significant manner with the preceding symptoms. These are:
 - a. Respiratory signs, in particular a cough persisting for more than one month.
 - b. Muco-cutaneous signs, in particular.
 - I. Generalized pruritic dermatosis.
 - II. Relapsing herpes zoster.
 - III. Oropharyngeal candidiasis.
 - IV. Chronic and relapsing ulcerative herpes infection.
 - c. Generalized adenopathy.
 - d. Tuberculosis is often associated with LAV/HTLV-III virus infection.

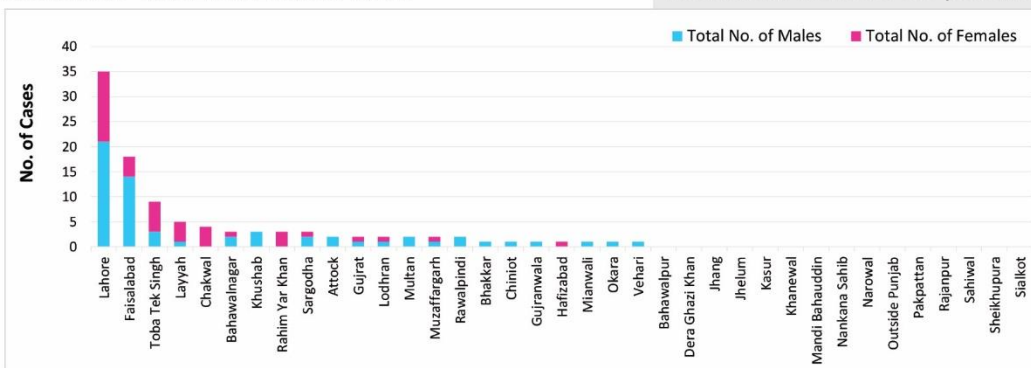
On the other hand, generalized Kaposi's sarcoma in its non-classical form is sufficient for the diagnosis of AIDS. The occurrence of cryptococcal meningitis is also sufficient for the diagnosis of AIDS.

WEEK WISE DISTRIBUTION



DISTRICT WISE DISTRIBUTION

Residential district of the patients

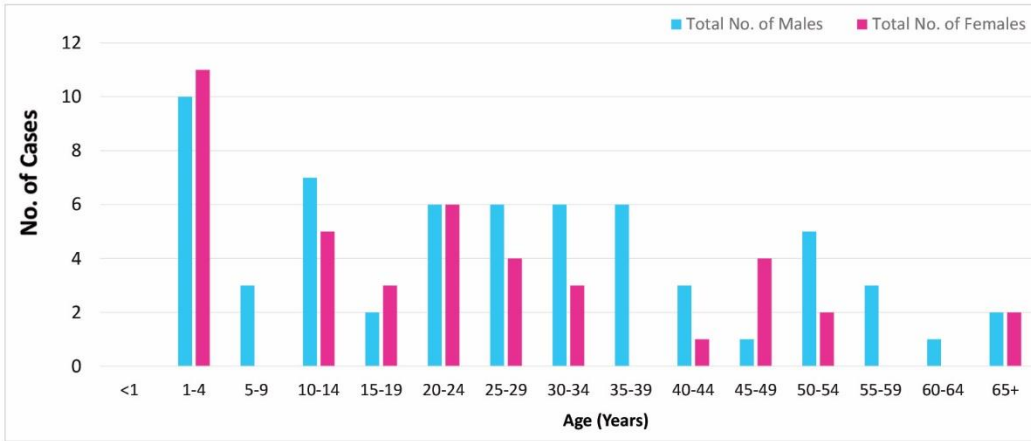


* Data as reported from THQ, Non Teaching DHQ & Teaching Hospitals of Punjab

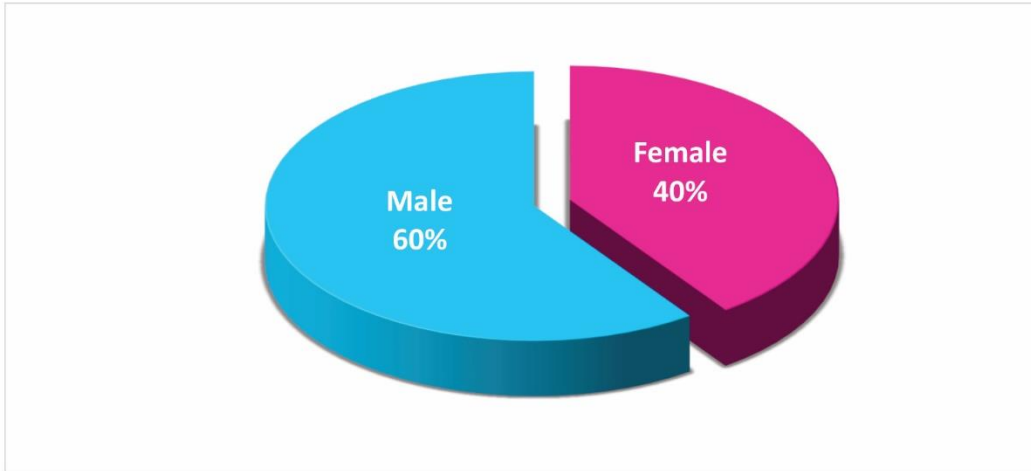


FOCUSING HIV/AIDS (SUSPECTED)
 (Week 1 to 50, 2016)
 Total Entries = 102

AGE WISE DISTRIBUTION



GENDER WISE DISTRIBUTION

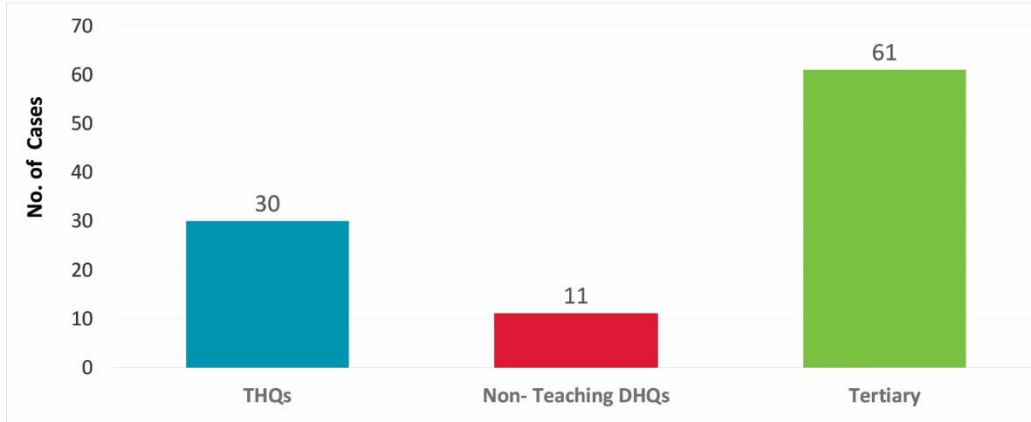


* Data as reported from THQ, Non Teaching DHQ & Teaching Hospitals of Punjab



FOCUSING HIV/AIDS (SUSPECTED)
 (Week 1 to 50, 2016)
 Total Entries = 102

CASES REPORTED FROM VARIOUS TYPES OF HEALTH FACILITIES



LEGEND

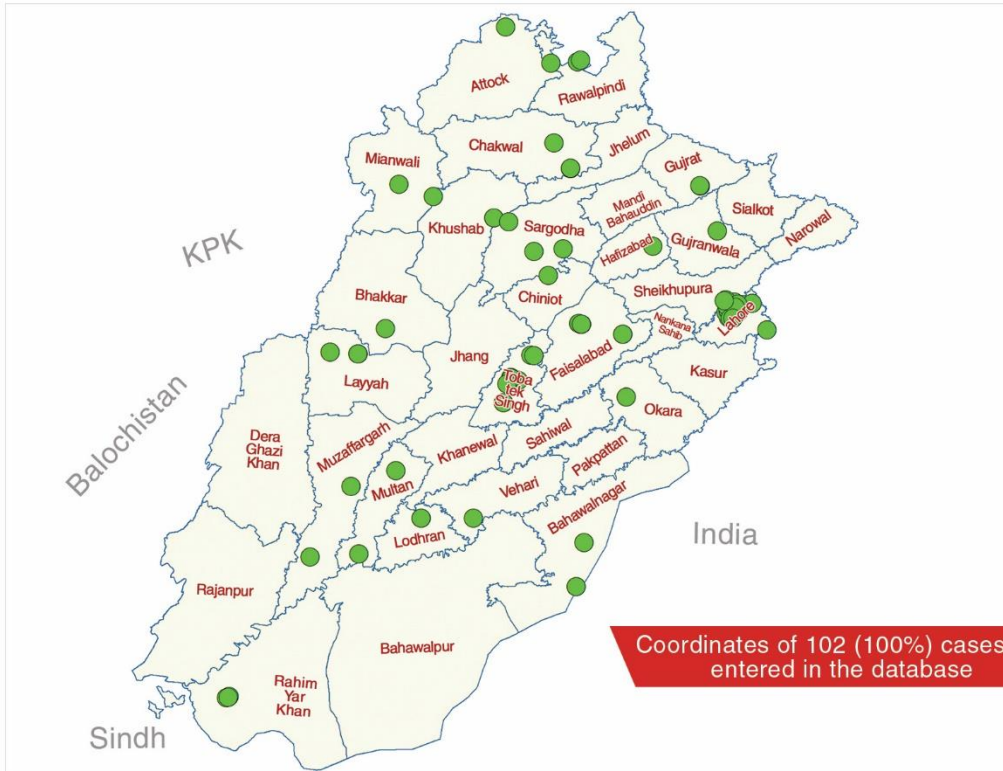
● Acute Flaccid Paralysis (AFP)	● Diphtheria (Suspected) (Diph)	
● Acute (Upper) Respiratory infections (ARI)	● Dog Bite (DB)	
● Acute Viral Hepatitis (Suspected) (AVH)	● Enteric /Typhoid Fever (Suspected) (TF)	
● Acute Watery Diarrhea/Cholera (Suspected) (AWD)	● HIV/AIDS (Suspected) (HIV/AIDS)	
● Tuberculosis (Suspected) (TB)	● Malaria (Suspected) (Mal)	
● Bloody Diarrhea/Dysentery (Suspected) (BD)	● Measles (Suspected) (Meas)	
● Influenza (Inf)	● Crimean Congo Haemorrhagic Fever (CCHF)	
● Pyrexia of Unknown Origin (PUO)	● Cutaneous Leishmaniasis (Suspected) (CL)	
● Scabies (Suspected) (Scb)	● Diarrhoea (Acute) (AD)	
● Sexually Transmitted Infections (STIs)	● Meningitis (Suspected) (Men)	
● Snake Bite (with signs/ symptoms of poisoning) (SB)	● Neonatal Tetanus (Suspected) (NNT)	
● Viral Hemorrhagic Fever (Suspected) (VHF)	● Pertussis (Suspected) (Pert)	
● Pneumonia (Suspected) (Pneuo)		
H Tehsil Head Quarter THQ	H Rural Health Center RHC	H Teaching Hospital Tertiary
H District Head Quarter DHQ	H Basic Health Unit BHU	H Executive District Officer Health EDO(H)

* Data as reported from THQ, Non Teaching DHQ & Teaching Hospitals of Punjab

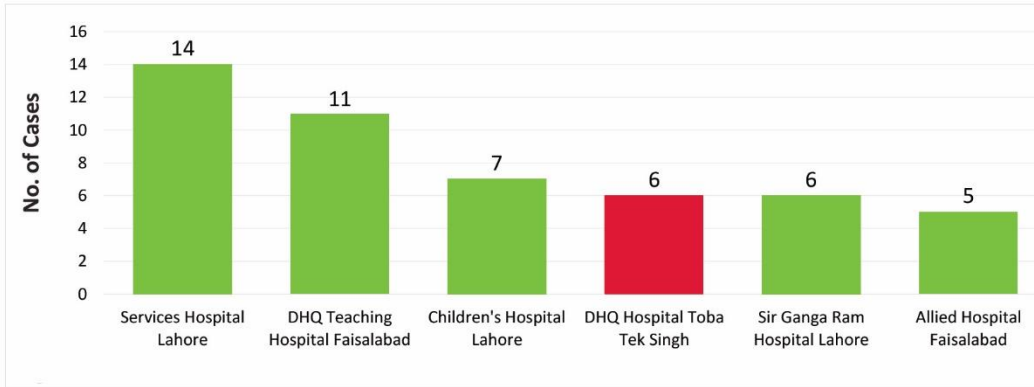


FOCUSING HIV/AIDS (SUSPECTED)
 (Week 1 to 50, 2016)
Total Entries = 102

EPIDEMIOLOGICAL MAP



TOP REPORTING HOSPITALS



* Data as reported from THQ, Non Teaching DHQ & Teaching Hospitals of Punjab



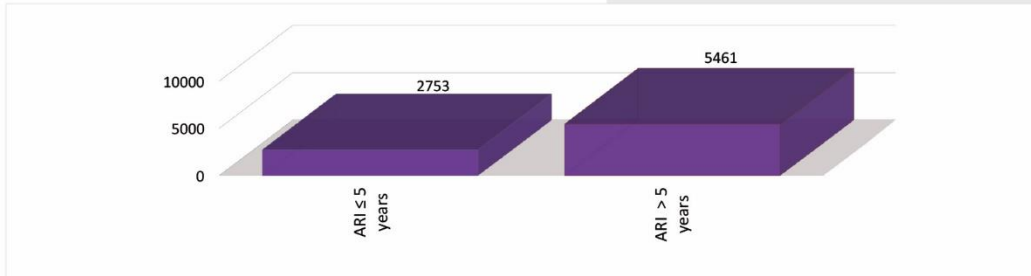
Focusing Disease Wheel

(Week 50, 2016)

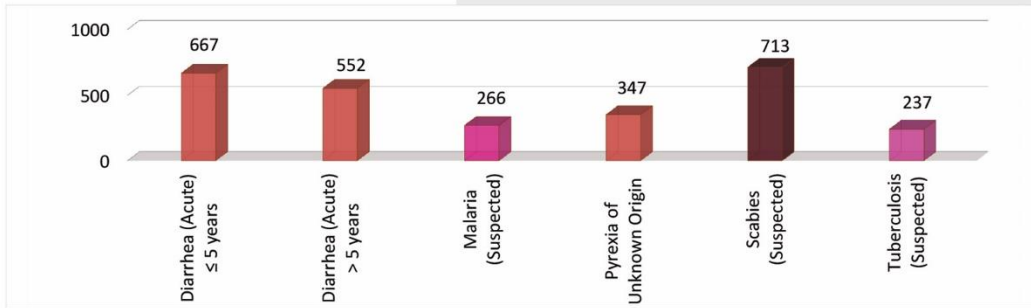
TOTAL CASES = 11202

DISEASE WISE DISTRIBUTION

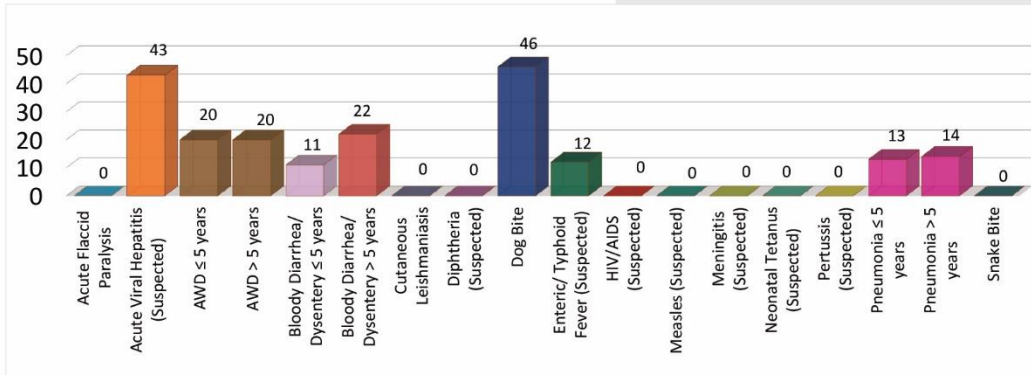
Diseases with number of cases > 1000



Diseases with number of cases between 100 & 1000



Diseases with number of cases < 100



Acute Diarrhea: Cases which do not fit in the definition of Dysentery or Acute Watery Diarrhea

* Data as reported using disease wheel



Focusing Dengue
(Week 50, 2016)

Districts	Indoor Surveillance				Outdoor Surveillance			
	Number of Houses Checked	Number of Houses Positive	Total Containers Checked	Total Containers Positive	Number of Spots Checked	Number of Spots Positive	Total Containers Checked	Total Containers Positive
ATTOCK	25226	0	68806	0	3197	0	8808	0
BAHAWALNAGAR	41132	0	125406	0	7972	0	15233	0
BAHAWALPUR	29500	0	92884	0	6169	0	17575	0
BHAKKAR	8724	0	26438	0	1889	0	5878	0
CHINIOT	164	0	429	0	854	0	2729	0
D.G.KHAN	4631	0	9847	0	2225	0	5284	0
FAISALABAD	60120	16	309977	16	46989	11	148321	11
GUJRANWALA	46894	0	160444	0	8614	0	20533	0
GUJRAT	8807	0	36660	0	1614	0	2578	0
HAFIZABAD	20713	0	62102	0	966	0	1025	0
JEHLUM	22260	0	111019	0	5625	0	10988	0
KASUR	56108	0	306078	0	4911	0	14870	0
KHANEWAL	6450	0	13946	0	7922	0	33441	0
KHUSHAB	7919	0	39305	0	1602	0	4661	0
LAHORE	207015	104	1179371	104	2828	0	7158	0
LAYYAH	3621	0	14007	0	33929	0	119747	0
LODHRAN	4246	0	16916	0	1685	0	3634	0
MIANWALI	5692	0	23893	0	1770	0	4212	0
MULTAN	28121	41	167230	41	4228	2	29976	2
MUZAFFARGARH	4166	0	25952	0	2487	0	14704	0
NANKANA SAHIB	23616	0	44039	0	5329	0	11131	0
NAROWAL	27742	0	122287	0	3903	0	13035	0
OKARA	32296	0	112891	0	7377	0	12394	0
PAKPATTAN	23625	0	41000	0	8723	0	16000	0
RAHIMYAR KHAN	5645	0	14088	0	40	0	43	0
RAJANPUR	9553	0	30851	0	1156	0	2219	0
RAWALPINDI	41223	2	206234	2	9040	0	37524	0
SAHIWAL	6415	0	7876	0	1680	0	2103	0
SARGODHA	45895	0	89331	0	13554	0	16157	0
SHEIKHUPURA	101007	16	282926	16	27365	0	65689	0
SIALKOT	20250	0	108317	0	8229	0	48657	8
T.T.SINGH	15999	0	49644	0	6467	0	13182	0
VEHARI	40970	0	129845	0	5980	0	3798	0
Total	985745	179	4030039	179	246319	13	713287	21