



SPECIALIZED HEALTHCARE AND MEDICAL EDUCATION DEPARTMENT HEALTH REPORTING SYSTEM

20 ACUTE FLACCID PARALYSIS

- 11 Mianwali
- 3 Bahawalnagar
- 3 Lahore 2 Faisalabad
- 1 Sahiwal

08 MEASLES (Suspected)

- 5 Mianwali 2 Lahore
- 1 Okara

06 DIPHTHERIA (Suspected)

- 3 Lahore 2 Toba Tek Singh

04 HIV/AIDS (Suspected)

- 2 Vehari 1 Mianwali
- 1 Layyah

01 NEONATAL TETANUS (Suspected)

- 1 Lahore



FOCUSING PYREXIA OF UNKNOWN ORIGIN

Epidemiological Week No.52 (25th Dec, 2016 to 31st Dec, 2016)

Patrons in Chief:

Khawaja Salman Rafique (Minister for SHC&ME Punjab)
Syed Najam Ahmad Shah (Secretary SHC&ME)
Dr. Umer Saif (Chairman PITB)

Patrons:

Dr. Salman Shahid (AS Technical SHC&ME)
Faisal Yousaf (D.G IT Operations)
Rizwan Rashid (D.G IT)

Editors:

Prof. Rubina Sarmad | Prof. Waseem Akram | Dr. Somia Iqtadar
Dr. Jamshaid Ahmad | Saflain Haider | Dr. Anjum Razzaq
Dr. Nasir Shakir (DS-SHC&ME)

Sub Editors:

Arsalan Manzoor | Sundas Kouser | Moeen Akhter

Designer:

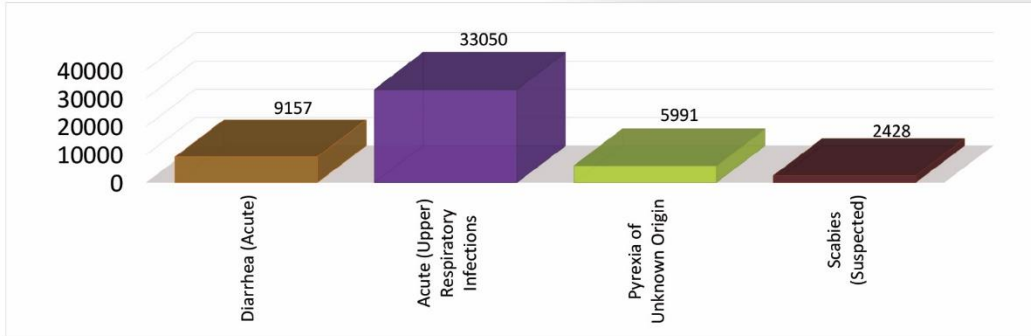
Nida Fatima

Communicable Disease Situation - Punjab

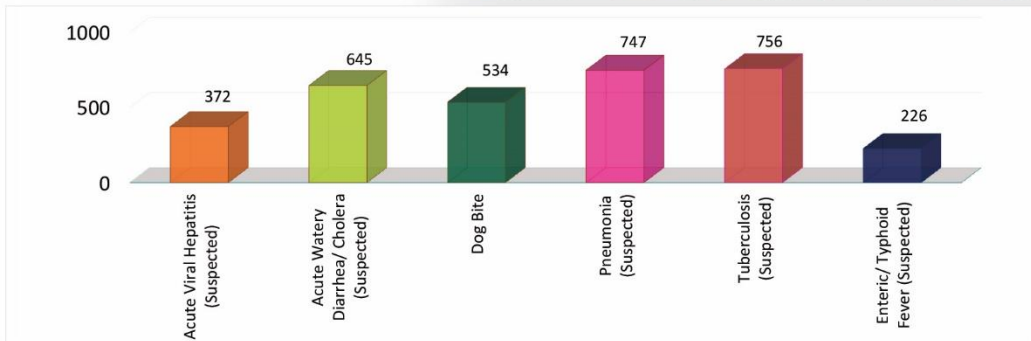
(Week 52, 2016)

TOTAL CASES = 54143

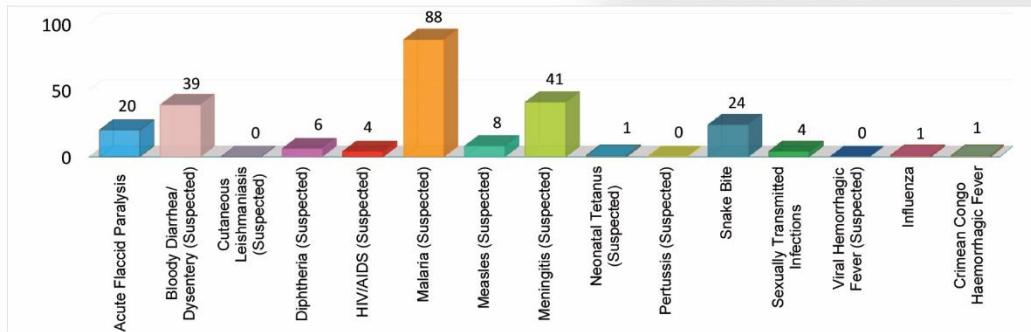
Diseases with number of cases >1000



Diseases with number of cases between 100 & 1000



Diseases with number of cases < 100



➔ **Acute Diarrhea: Cases which do not fit in the definition of Dysentery or Acute Watery Diarrhea**

* Data as reported from THQ, Non Teaching DHQ & Teaching Hospitals of Punjab

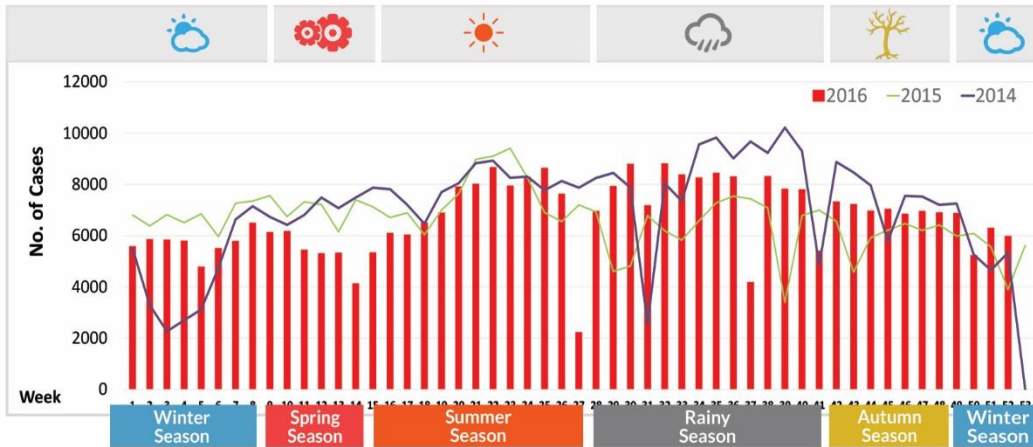
FOCUSING PYREXIA OF UNKNOWN ORIGIN
(Week 1 to 52, 2016)
Total Entries = 349271

CASE DEFINITION

Unexplained Fever: Fever (body temperature >101.5 °F) for >48 hours and without other known etiology.

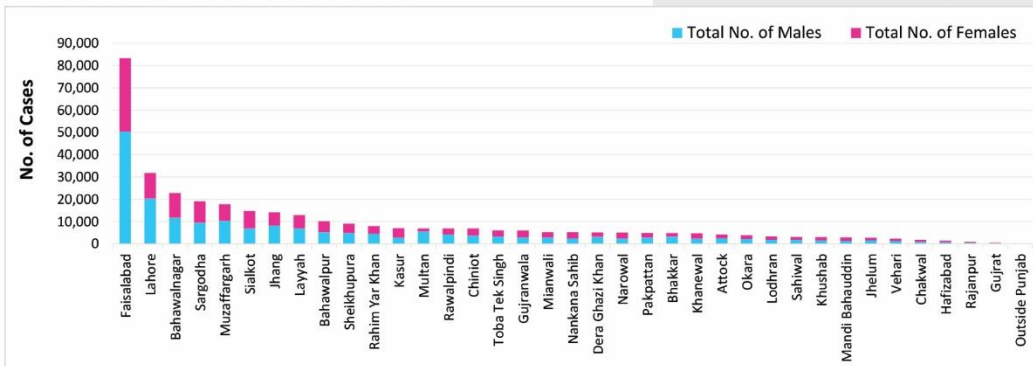
Pyrexia of Unknown Origin: A Patient having Fever of > 101.5 °F for more than 3 weeks with no established diagnosis despite appropriate investigation for 1 week.

WEEK WISE DISTRIBUTION



DISTRICT WISE DISTRIBUTION

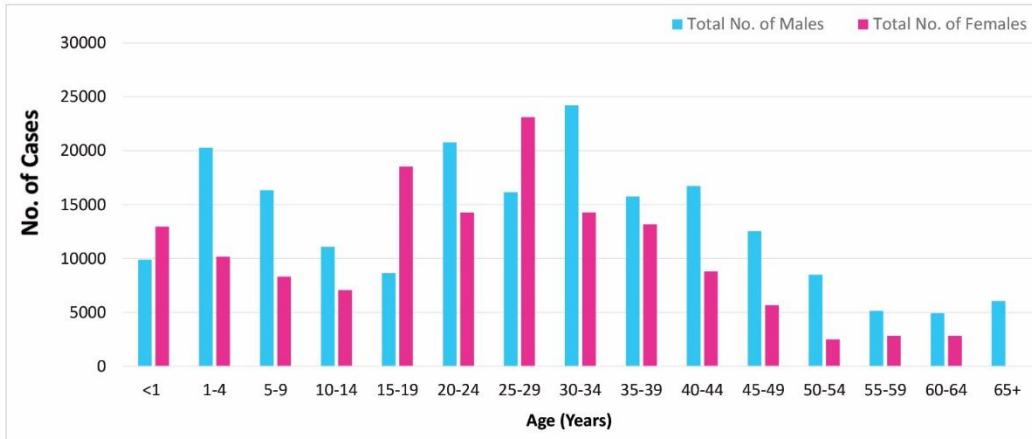
Residential district of the patients



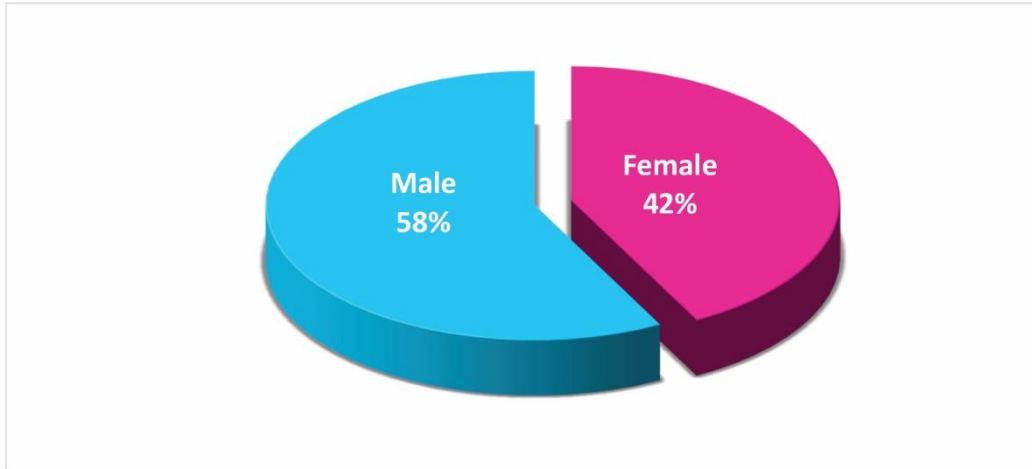
* Data as reported from THQ, Non Teaching DHQ & Teaching Hospitals of Punjab

FOCUSING PYREXIA OF UNKNOWN ORIGIN
 (Week 1 to 52, 2016)
Total Entries = 349271

AGE WISE DISTRIBUTION



GENDER WISE DISTRIBUTION



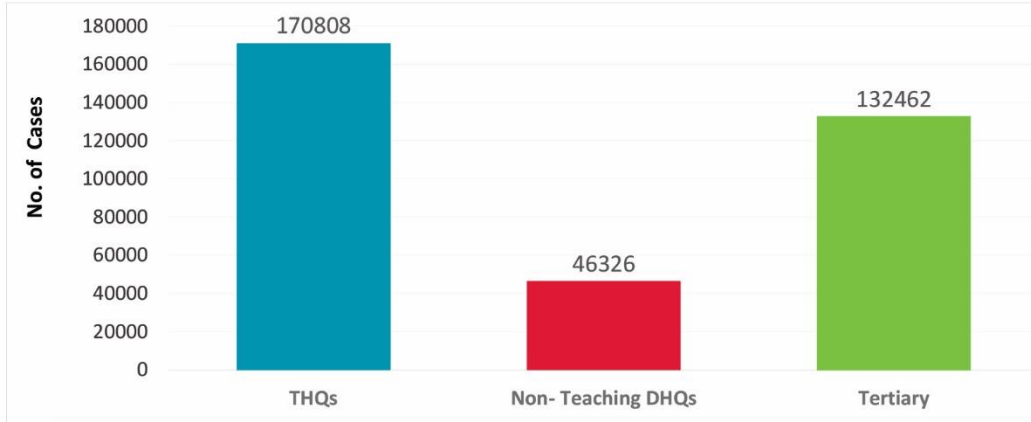
* Data as reported from THQ, Non Teaching DHQ & Teaching Hospitals of Punjab

FOCUSING PYREXIA OF UNKNOWN ORIGIN

(Week 1 to 52, 2016)

Total Entries = 349271

CASES REPORTED FROM VARIOUS TYPES OF HEALTH FACILITIES



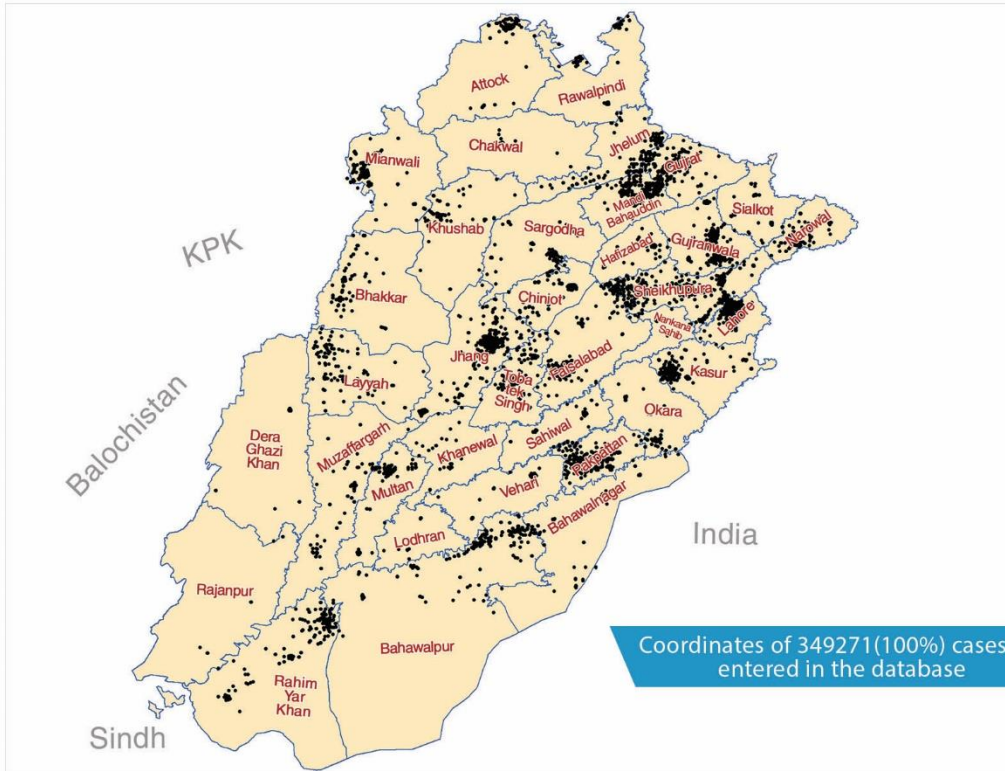
LEGEND

● Acute Flaccid Paralysis (AFP)	● Diphtheria (Suspected) (Diph)	
● Acute (Upper) Respiratory infections (ARI)	● Dog Bite (DB)	
● Acute Viral Hepatitis (Suspected) (AVH)	● Enteric /Typhoid Fever (Suspected) (TF)	
● Acute Watery Diarrhea/Cholera (Suspected) (AWD)	● HIV/AIDS (Suspected) (HIV/AIDS)	
● Tuberculosis (Suspected) (TB)	● Malaria (Suspected) (Mal)	
● Bloody Diarrhea/Dysentery (Suspected) (BD)	● Measles (Suspected) (Meas)	
● Influenza (Inf)	● Crimean Congo Haemorrhagic Fever (CCHF)	
● Pyrexia of Unknown Origin (PUO)	● Cutaneous Leishmaniasis (Suspected) (CL)	
● Scabies (Suspected) (Scb)	● Diarrhoea (Acute) (AD)	
● Sexually Transmitted Infections (STIs)	● Meningitis (Suspected) (Men)	
● Snake Bite (with signs/ symptoms of poisoning) (SB)	● Neonatal Tetanus (Suspected) (NNT)	
● Viral Hemorrhagic Fever (Suspected) (VHF)	● Pertussis (Suspected) (Pert)	
● Pneumonia (Suspected) (Pneuo)		
H Tehsil Head Quarter THQ	H Rural Health Center RHC	H Teaching Hospital Tertiary
H District Head Quarter DHQ	H Basic Health Unit BHU	H Executive District Officer Health EDO(H)

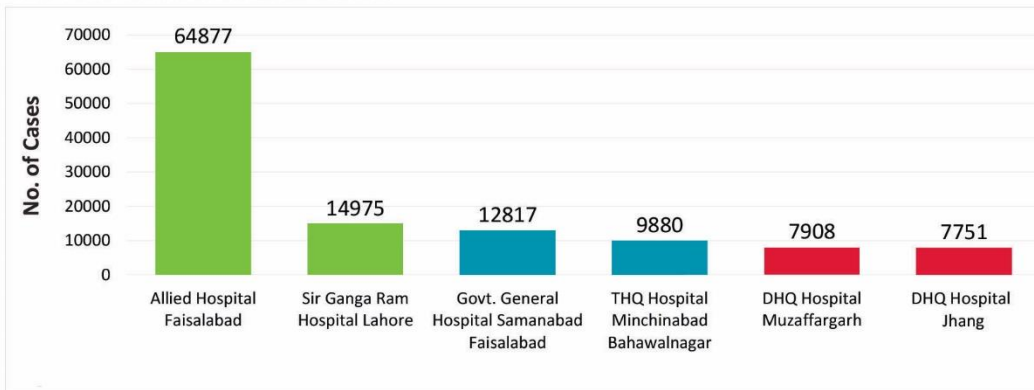
* Data as reported from THQ, Non Teaching DHQ & Teaching Hospitals of Punjab

FOCUSING PYREXIA OF UNKNOWN ORIGIN
(Week 1 to 52, 2016)
Total Entries = 349271

EPIDEMIOLOGICAL MAP



TOP REPORTING HOSPITALS



* Data as reported from THQ, Non Teaching DHQ & Teaching Hospitals of Punjab



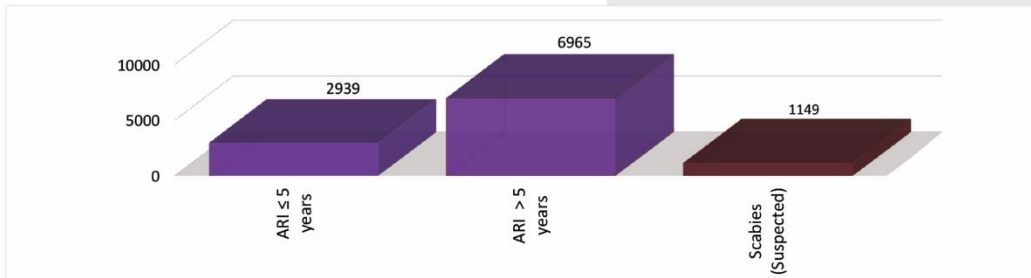
Focusing Disease Wheel

(Week 52, 2016)

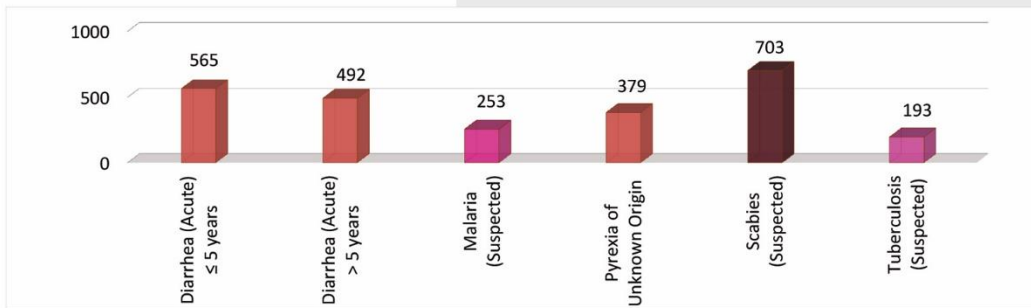
TOTAL CASES = 13497

DISEASE WISE DISTRIBUTION

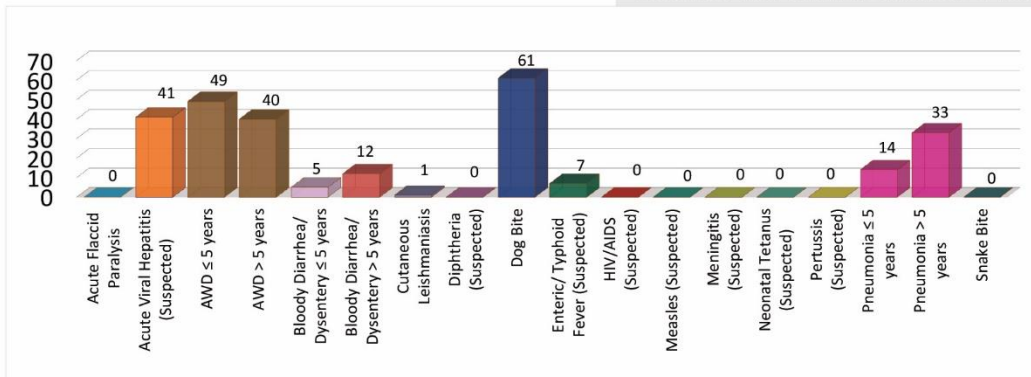
Diseases with number of cases > 1000



Diseases with number of cases between 100 & 1000



Diseases with number of cases < 100



Acute Diarrhea: Cases which do not fit in the definition of Dysentery or Acute Watery Diarrhea

* Data as reported using disease wheel

Focusing Dengue

(Week 52, 2016)

Districts	Indoor Surveillance				Outdoor Surveillance			
	Number of Houses Checked	Number of Houses Positive	Total Containers Checked	Total Containers Positive	Number of Spots Checked	Number of Spots Positive	Total Containers Checked	Total Containers Positive
ATTOCK	31978	0	77612	0	3669	0	8834	0
BAHAWALNAGAR	54279	0	160548	0	10644	0	18954	0
BAHAWALPUR	29310	0	83452	0	4781	0	11689	0
BHAKKAR	15267	0	42445	0	2659	0	7370	0
CHAKWAL	0	0	0	0	2973	0	12069	0
CHINIOT	0	0	0	0	623	0	1868	0
D.G.KHAN	8506	0	19322	0	5855	0	12969	0
FAISALABAD	68485	14	329982	14	49295	2	146756	2
GUJRANWALA	78865	0	187476	0	6937	0	18915	0
GUJRAT	12160	0	46363	0	1684	0	2375	0
HAFIZABAD	6500	0	26991	0	898	0	1156	0
JHELUM	24585	0	118366	0	5875	0	11574	0
JHANG	193	0	390	0	5621	0	17043	0
KASUR	63381	0	330074	0	9776	0	39871	0
KHANEWAL	6054	0	12488	0	1512	0	4137	0
LAHORE	161240	13	867322	13	30809	3	116434	3
LAYYAH	0	0	0	0	127	0	920	0
LODHRAN	7394	0	24227	0	1453	0	2581	0
MANDI BHAUDDIN	6375	0	31228	0	6948	0	6955	0
MIANWALI	5953	0	26564	0	3178	0	7410	0
MULTAN	26601	24	159577	24	4551	1	33015	1
MUZAFFARGARH	2782	0	18549	0	1718	0	8910	0
NANKANA SAHIB	22363	0	34872	0	5421	0	12330	0
NAROWAL	15808	0	63659	0	3115	0	8884	0
OKARA	27370	0	96337	0	8445	0	12645	0
PAKPATTAN	28350	0	49324	0	10553	0	19221	0
RAHIMYAR KHAN	9691	0	14216	0	4611	0	6898	0
RAWALPINDI	57038	3	270203	6	8885	0	34341	0
SAHIWAL	19445	0	23646	0	4560	0	5644	0
SARGODHA	50599	0	86416	3	15609	0	18383	0
SHEIKHUPURA	105801	0	261724	32	26175	0	64267	0
SIALKOT	17555	0	96009	0	5924	0	37912	0
T.T.SINGH	12995	0	39576	0	5153	0	11168	0
VEHARI	35930	0	109071	0	4960	0	1640	0
Total	1012853	54	3708029	92	264997	6	725138	6